


Washer-Extractor

Cabinet Hardmount
2 and 3-Speed Models

HC18	SC18	UC18
HC25	SC25	UC25
HC35	SC27	UC27
HC50	SC35	UC35
	SC50	UC50



B003C

Table of Contents

Title	Page
Parts Ordering Information	3
Nameplate Location	3
Model Identification	5
Decal Familiarization	6
Graphic Panel and Controls (VC, PN and SN Models, 2-Speed, 3-Speed)	8
Graphic Panel and Controls (MC and MN Models, 2-Speed and 3-Speed)	10
Graphic Panel and Controls (MC and MN Models, 2-Speed and 3-Speed)	12
Control Module (MC and MN Models, 2-Speed)	14
Control Module (MC and MN Models, 2-Speed)	16
Control Module (PC, PN and SN Models, 2-Speed)	18
Control Module (Mechanical Timer 3-Speed)	22
Control Module (Mechanical Timer, 3-Speed)	24
Manual Control Switch Assembly	28
Hanke Coin Meter Assembly	30
Hanke Coin Drop	32
Mechanical Timer Coin Meter and Optional Coin Box	34
Vertical Eight Coin Meter Adapter Kit	36
L.E.D. Display Coin Meter - Airpax	40
Airpax to Greenwald Digital Coin Acceptor Conversion Kit (Mechanical Timer)	42
Coin Guide Assembly	44
Dispenser	46
Supply Dispenser (Mueller)	48
Supply Dispenser Assembly (Elbi)	50
Automatic Supply Dispenser Kit	52
Water Valve	54
Optional Water Filter	56
Drain Valve Assembly (18, 25, 27 and 35lb.)	58
Drain Valve Assembly (50lb.)	60
Drain Assembly, Hoses and Air Trap (2-Speed Models) (18, 25, 35 and 50lb.)	62
Drain Assembly, Hoses and Air Trap (18, 25, 35lb., HC50 and SC50, 3-Speed Models)	66
Drain Valve Assembly, Hoses and Air Trap (UC50, 3-Speed Model)	68
Door and Outer Front Panels	70
Door and Outer Front Panels	72
Front Panel	74
Door Interlock (MC and PC Models)	76

© Copyright 2000, Alliance Laundry Systems LLC

All rights reserved. No part of the contents of this book may be reproduced or transmitted in any form or by any means without the expressed written consent of the publisher.

Door Interlock (MC and PC Models)	78
Door Interlock (MN, PN and SN Models)	80
Door Interlock (MN, PN and SN Models)	82
Panels (MC and MN Models, 2-Speed and PC, PN and SN Models, 3-Speed)	84
Panels (MC and MN Models, 2-Speed and PC, PN and SN Models, 3-Speed)	86
Inner Front Panel Kit Replacements – OPL Models	88
Inner Front Panel Kit Replacements – Coin Models	90
Shell Front, Basket, Outer Shell and Trunnion Assembly (2-Speed Models)	92
Shell Front, Basket, Outer Shell and Trunnion Assembly (3-Speed Models)	94
Motor, Pulley and Belt Assembly (18, 25 and 27lb., 2-Speed Models).....	96
Motor, Pulley and Belt Assembly (35 and 50lb., 2-Speed Models).....	98
Motor, Pulley and Belt Assembly (18 lb., 3-Speed Models).....	100
Motor, Pulley and Belt Assembly (35lb., 3-Speed Models).....	102
Motor, Pulley and Belt Assembly (50lb., 3-Speed Models).....	104
Power Panel Assembly	106
Steam Heat Assembly (2-Speed)	108
Steam Heat Assembly (18lb., 3-Speed Models)	110
Steam Heat Assembly (35 and 50lb., 3-Speed Models)	112
Electric Heat Assembly (2-Speed)	114
Electric Heat Assembly (3-Speed Models)	116
Capacitors Used on Single Phase Machines	118
Parts Index.....	119

Parts Ordering Information

Alliance Laundry Systems is not responsible for personal injury or property damage resulting from improper service. Review all service information before beginning repairs.

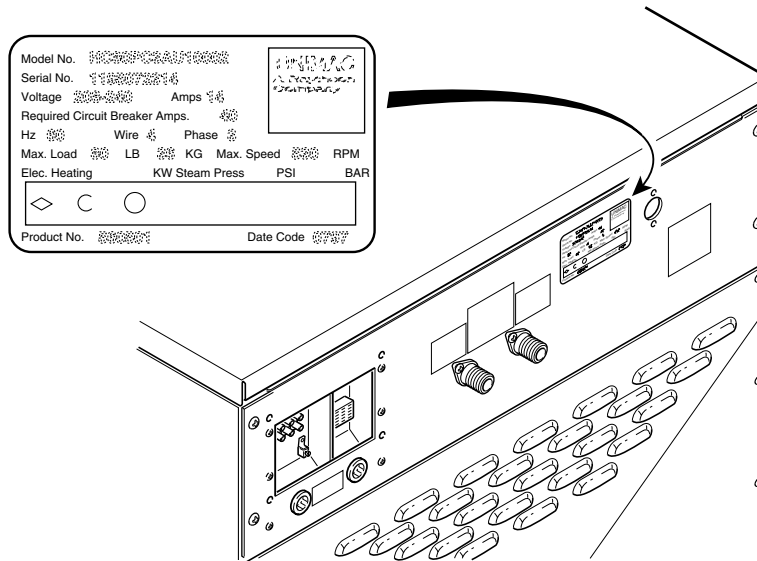
If literature or replacement parts are required, contact the source from whom the machine was purchased or contact Alliance Laundry Systems at (920) 748-3950 for the name of the nearest authorized parts distributor.

For technical assistance, call any of the following numbers:

(850) 718-1035
(850) 718-1026
Marianna, Florida
(920) 748-3121
Ripon, Wisconsin

Nameplate Location

When calling or writing about your product, be sure to mention model and serial numbers. Model and serial numbers are located on nameplate(s) as shown.



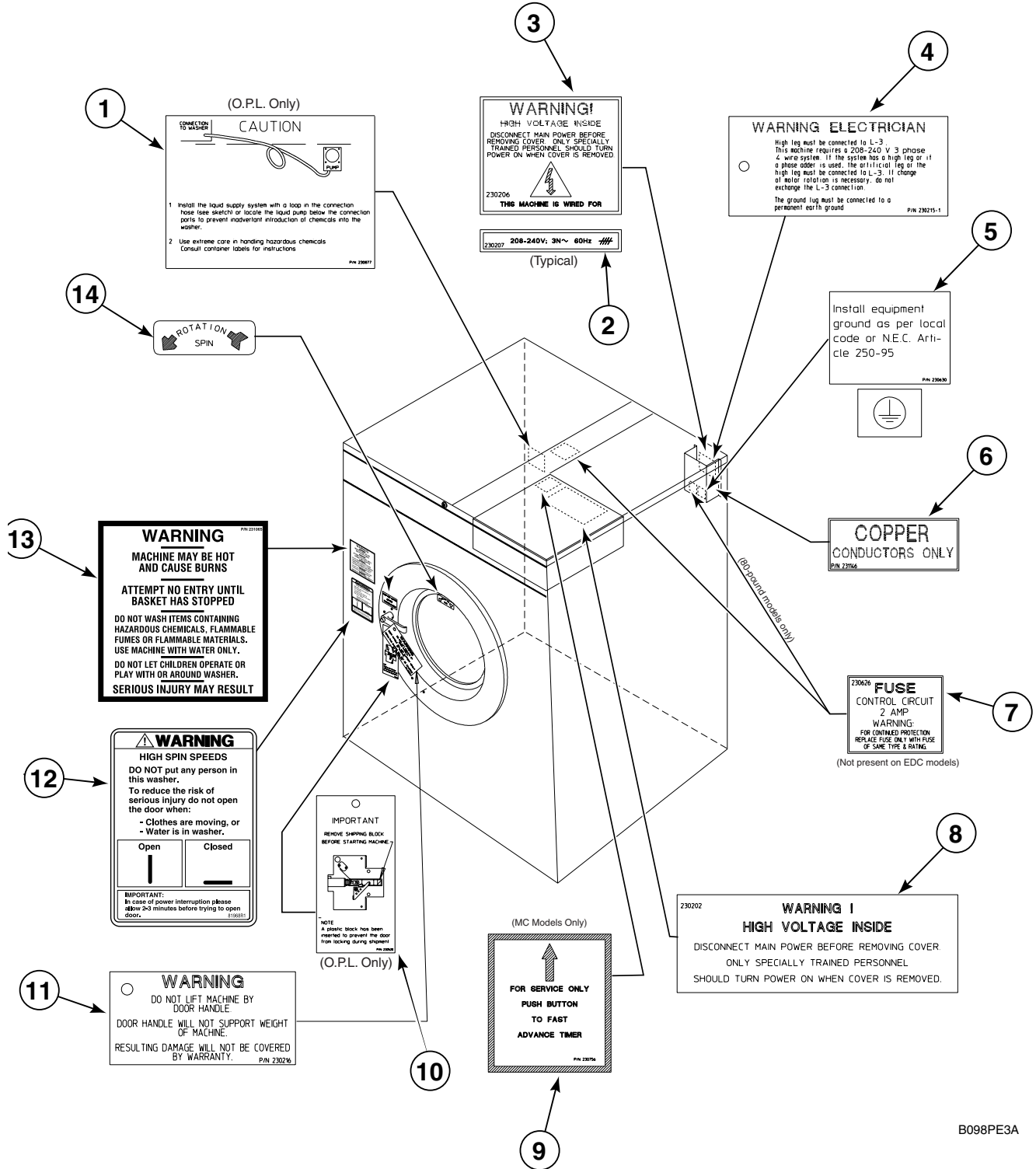
B155P

Model Identification

Information in this manual is applicable to these washer-extractors:

HC18MX2	HC50MH2	SC27MV2	UC18MD2	UC35MD2
HC18MD2	HC50MN2	SC27SN2	UC18MD3	UC35MD3
HC18MH2	HC50MV2	SC35MX2	UC18MH2	UC35MH2
HC18MN2	HC50VC2	SC35MX3	UC18MH3	UC35MH3
HC18MV2	HC50SN2	SC35MD2	UC18MN2	UC35MN2
HC18VC2		SC35MD3	UC18MN3	UC35MN3
HC18SN2	SC18MX2	SC35MH2	UC18MV2	UC35MV2
HC25MX2	SC18MX3	SC35MH3	UC18MV3	UC35MV3
HC25MD2	SC18MD2	SC35MN2	UC18VC2	UC35VC2
HC25MH2	SC18MD3	SC35MN3	UC18VC3	UC35VC3
HC25MN2	SC18MH2	SC35MV2	UC18PN2	UC35PN2
HC25MV2	SC18MH3	SC35MV3	UC18PN3	UC35PN3
HC25VC2	SC18MN2	SC35SN2	UC25MX2	UC50MX2
HC25SN2	SC18MN3	SC35SN3	UC25MD2	UC50MX3
HC27MX2	SC18MV2	SC50MX2	UC25MH2	UC50MD2
HC27MD2	SC18MV3	SC50MX3	UC25MN2	UC50MD3
HC27MH2	SC18SN2	SC50MD2	UC25MV2	UC50MH2
HC27MN2	SC18SN3	SC50MD3	UC25VC2	UC50MH3
HC27MV2	SC25MX2	SC50MH2	UC25PN2	UC50MN2
HC35MX2	SC25MD2	SC50MH3	UC27MX2	UC50MN3
HC35MD2	SC25MH2	SC50MN2	UC27MD2	UC50MV2
HC35MH2	SC25MN2	SC50MN3	UC27MH2	UC50MV3
HC35MN2	SC25MV2	SC50MV2	UC27MN2	UC50VC2
HC35MV2	SC25SN2	SC50MV3	UC27MV2	UC50VC3
HC35VC2	SC27MC2	SC50SN2	UC27VC2	UC50PN2
HC35SN2	SC27MD2		UC27PN2	UC50PN3
HC50MX2	SC27MH2	UC18MX2	UC35MX2	
HC50MD2	SC27MN2	UC18MX3	UC35MX3	

Decal Familiarization

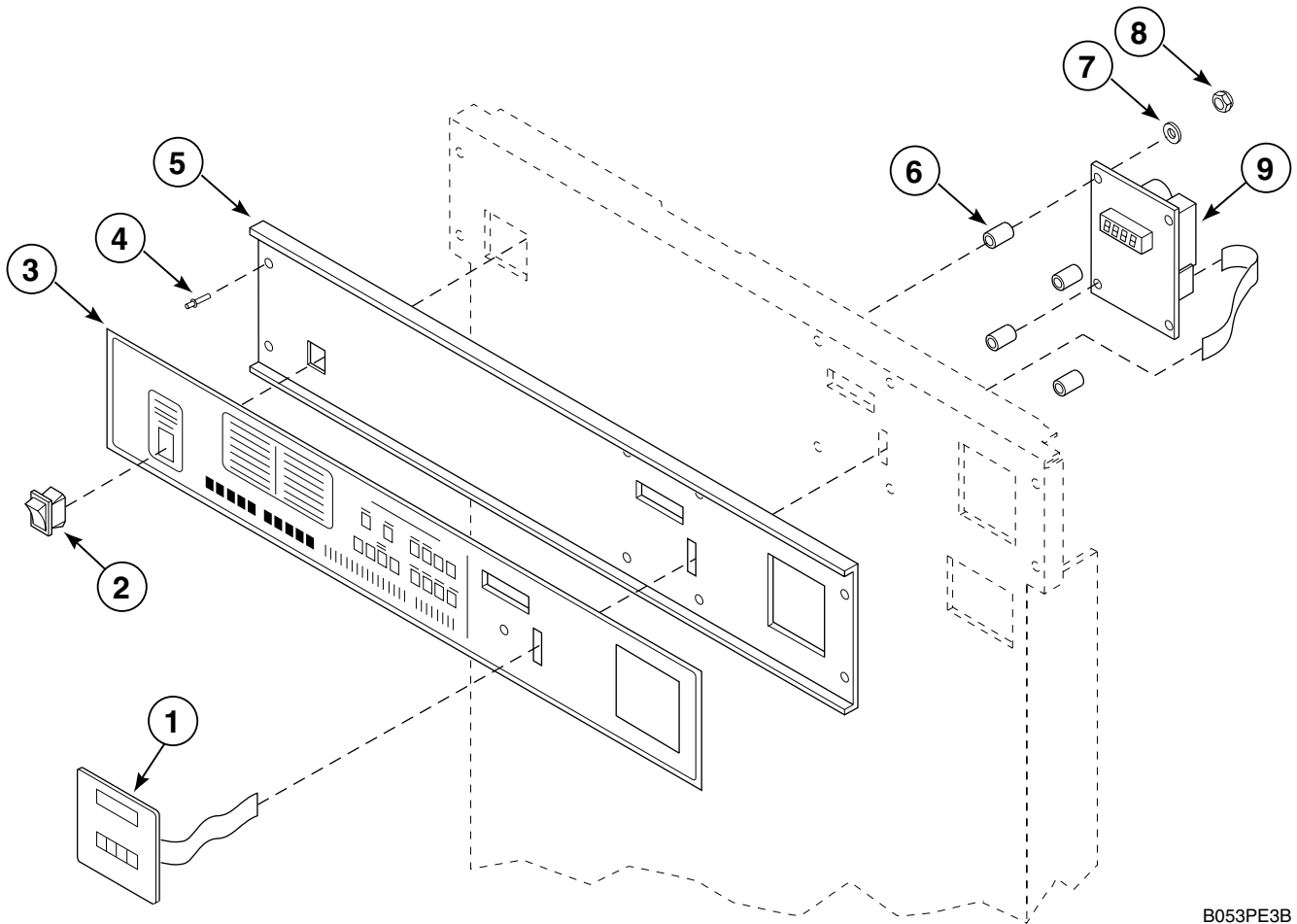


B098PE3A

Decal Familiarization

REF	PART #	DESCRIPTION	COMMENTS
1	F230877	Decal	OPL only
2	F230207	Decal	
3	F230206	Decal	
4	F230215-1	Decal	
5	F230630	Decal	
6	F231146	Decal	
7	F230626	Decal	Not present on EDC models
8	F230202	Decal	
9	F230756	Decal	MC models only
10	F230528	Tag	OPL only
11	F230216	Decal	
12	F231263	Decal	
13	F231065	Decal	
14	F230693	Decal	

Graphic Panel and Controls (VC, PN and SN Models, 2-Speed, 3-Speed)



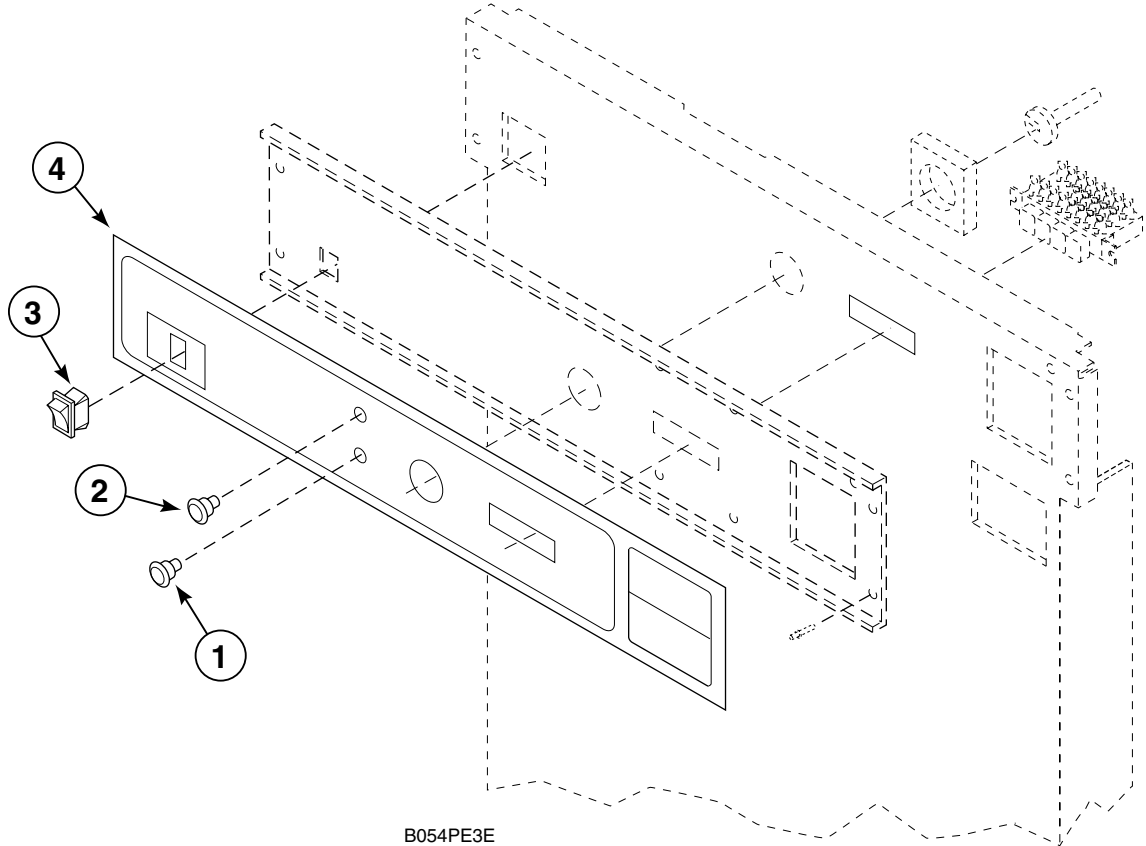
B053PE3B

Graphic Panel and Controls (VC, PN and SN Models, 2-Speed, 3-Speed)

REF	PART #	DESCRIPTION	COMMENTS
1	F370576	Keypad	HC18, HC25, HC35, HC50, UC18, UC25, UC35 and UC50; Keypad, OPL, S-Computer
	F340605	Keypad	HC18, HC25, HC35, HC50, UC18, UC25, UC35 and UC50; Keypad, Coin
	F340608	Keypad	SC18, SC25, SC27, SC35 and SC50; Keypad, SN Models
2	F340412	Door Switch	OPL and SN Models Only; 250 Volt, 16 Amp
3	F231248	Decal	HC18; SN
	F231229	Decal	HC18; PC
	F231249	Decal	HC25; SN
	F231230	Decal	HC25; PC
	F231546	Decal	HC27; PN
	F231551	Decal	HC27; VC
	F231250	Decal	HC35; SN
	F231231	Decal	HC35; PC
	F231251	Decal	HC50; SN
	F231232	Decal	HC50; PC
	F231467	Decal	SC18 and SC25; SN
	F231468	Decal	SC27; SN
	F231469	Decal	SC35; SN
	F231470	Decal	SC50; SN
	F230787	Decal	UC18; PN
	F230791	Decal	UC18; PC
	F230788	Decal	UC25; PN
	F230792	Decal	UC25; PC
	F231497	Decal	UC27; PN
	F231483	Decal	UC27; VC
F230789	Decal	UC35; PN	
F230793	Decal	UC35; PC	
F230790	Decal	UC50; PN	
F230794	Decal	UC50; PC	
4	F431210	Rivet	
5	F150326	Aluminum Extrusion	HC18, HC25, SC18, SC25, UC18 and UC25
	F150403	Aluminum Extrusion	HC27, SC27 and UC27
	F150324	Aluminum Extrusion	HC35, SC35 and UC35
	F150325	Aluminum Extrusion	HC50, SC50 and UC50
6	F401206	Spacer	
7	F431113	Washer	#6
8	F431022	Nut	
9	F370518-10	Computer Board	HC18, HC25, HC35, HC50, UC18, UC25, UC35 and UC50; PC Models; Coin
	F370555-01	Computer Board	HC18, HC25, HC27, HC35, HC50, SC18, SC25, SC27, SC35 and SC50, UC18, UC25, UC27, UC35, UC50; SN Models
	F370518-00	Computer Board	UC18, UC25, UC35 and UC50; PC Models; Coin; Electric Heat

Graphic Panel and Controls (MC and MN Models, 2-Speed and 3-Speed)

(Sheet 1 of 2)



B054PE3E

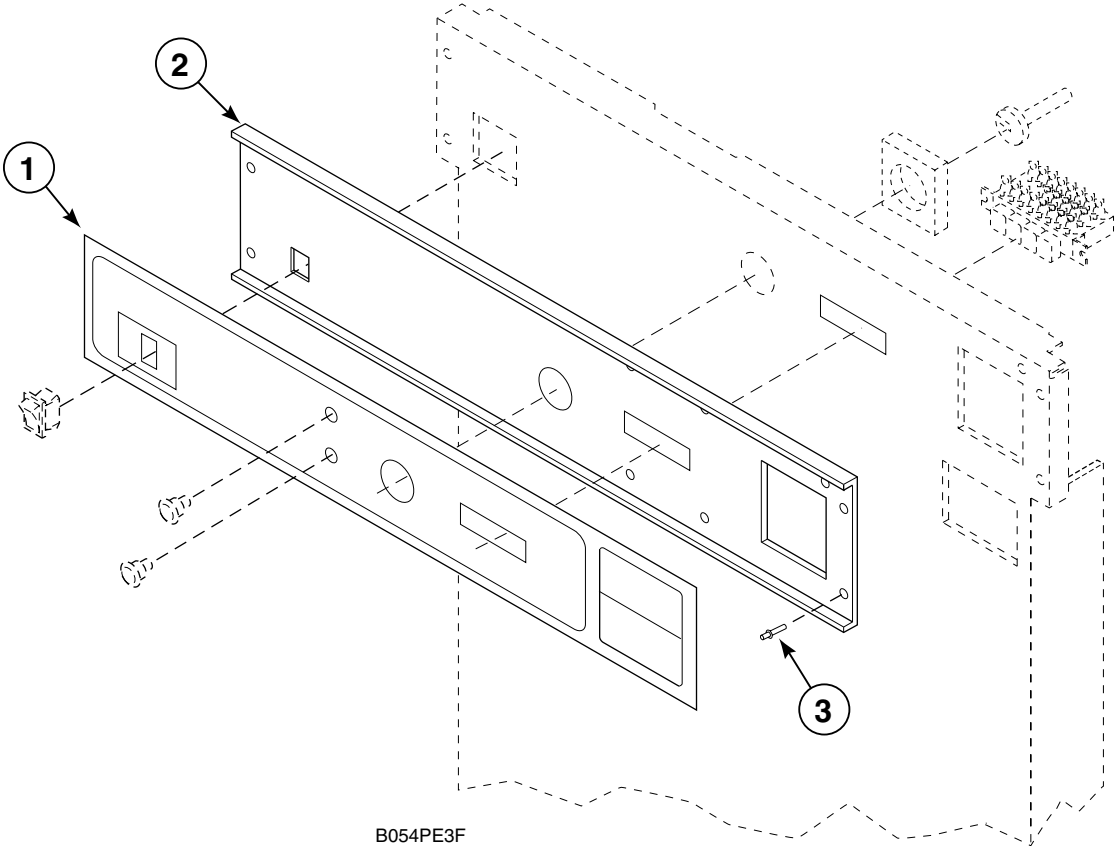
Graphic Panel and Controls (MC and MN Models, 2-Speed and 3-Speed)

(Sheet 1 of 2)

REF	PART #	DESCRIPTION	COMMENTS
REF	F798703	Bleach Ligh Kit	125 VAC; for machines made prior to 6-99
	F798704	Bleach Light Kit	220 VAC; for machines made prior to 6-99
	F798705	Bleach Ligh Kit	Includes F350430
1	F350420	Light	SC18, SC27, SC35 and UC50; 115 Volt, Green
	F350422	Light	SC18, SC27, SC35 and UC50; 220 Volt, Green
	F350411	Light	UC18, UC35 and UC50; 115 Volt, Amber
	F350406	Light	UC18, UC35 and UC50; 220 Volt, Amber
2	F350430	Light	SC18, SC35 and SC50; 125 Volt, Clear
	F350431	Light	SC18, SC35 and SC50; 220 Volt, Clear
	F350412	Light	UC18, UC35 and UC50; 115 Volt, Red
	F350404	Light	UC18, UC35 and UC50; 220 Volt, Red
3	F340412	Door Open Switch	White
4	F231476	Decal	SC18, SC25; MX
	F231478	Decal	SC35; MX
	F231479	Decal	SC50; MX
	F231161	Decal	SC18 and SC25; MN
	F231474	Decal	SC35; MN
	F230843	Decal	UC18; English; MX
	F230844	Decal	UC25; English; MX
	F230845	Decal	UC35; English; MX
	F230846	Decal	UC50; English; MX
	F231485	Decal	UC18; English; MN
	F231487	Decal	UC35; English; MN
	F231488	Decal	UC50; English; MN
	F230753	Decal	UC18; Mechanical Timer, Swedish; MC and MN
	F230646	Decal	UC35; Mechanical Timer, French; MC and MN
	F231187	Decal	UC50; Mechanical Timer, French; MC
	F230679	Decal	UC18; Mechanical Timer, Dutch; MN
	F230684	Decal	UC35; Mechanical Timer, Dutch; MN
	F230685	Decal	UC50; Mechanical Timer, Dutch; MN
	F230710	Decal	SC18, UC18, Spanish; MC and MN
	F230708	Decal	UC35, Spanish; MC and MN
	F230706	Decal	UC50, Spanish; MC and MN
	F231313	Decal	UC18; Emergency Stop, French; MC
	F230681	Decal	UC35; Emergency Stop, French; MC
	F230682	Decal	UC50; Emergency Stop, French; MC

Graphic Panel and Controls (MC and MN Models, 2-Speed and 3-Speed)

(Sheet 2 of 2)



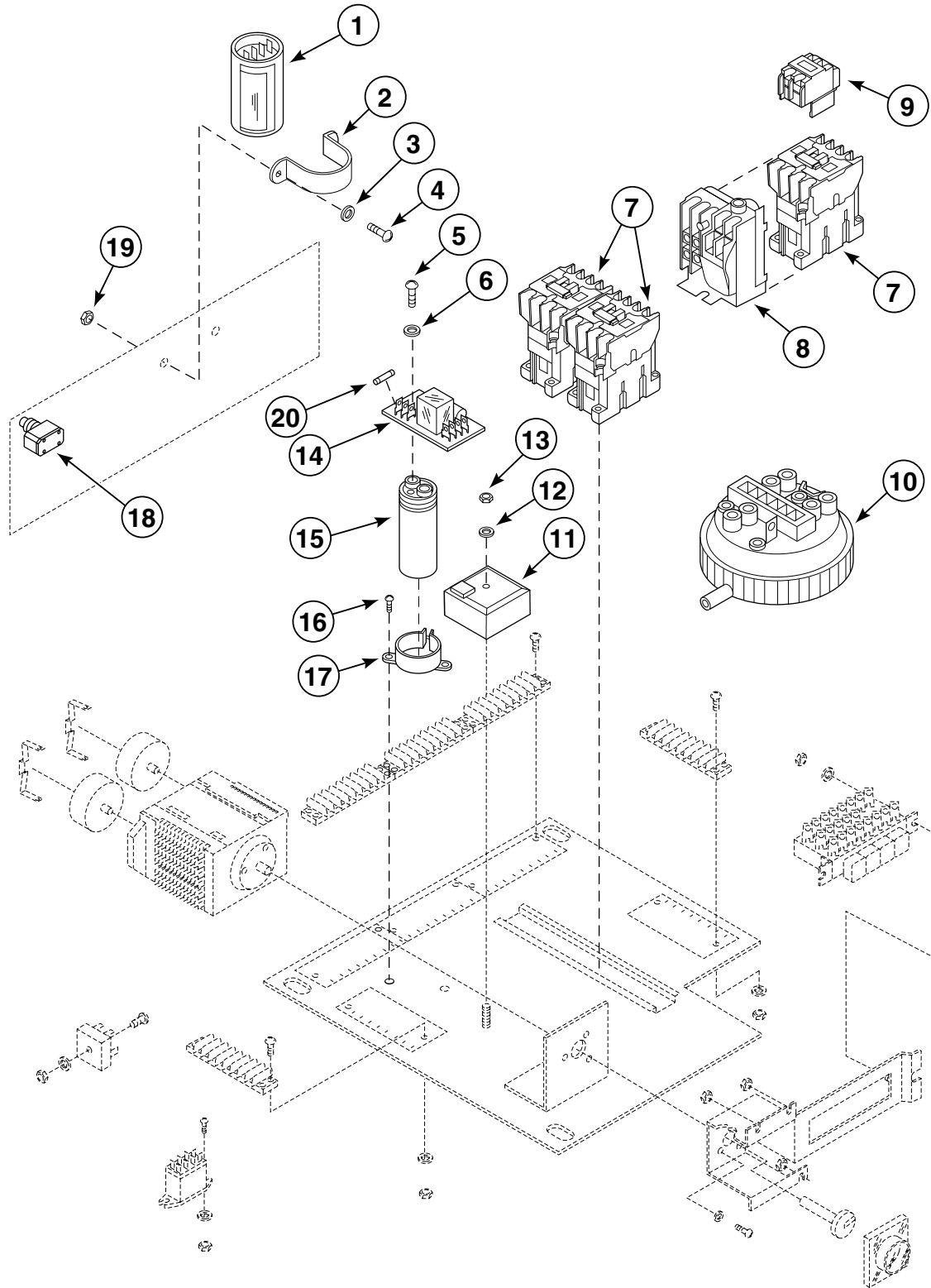
B054PE3F

Graphic Panel and Controls (MC and MN Models, 2-Speed and 3-Speed)

(Sheet 2 of 2)

REF	PART #	DESCRIPTION	COMMENTS
1	F231425	Decal	HC18MN, 2-Speed
	F231244	Decal	HC25MN, 2-Speed
	F231538	Decal	HC27MN, 2-Speed
	F231245	Decal	HC35MN, 2-Speed
	F231540	Decal	HC50MN, 2-Speed
	F231541	Decal	HC18MX, 2-Speed
	F231235	Decal	HC25MX, 2-Speed
	F231423	Decal	HC35MX, 2-Speed
	F231237	Decal	HC50MX, 2-Speed
	F231473	Decal	SC27MN, 2-Speed
	F231475	Decal	SC50MN, 2-Speed
	F231477	Decal	SC27MX, 2-Speed
	F230848	Decal	UC25MN, 2-Speed
	F231486	Decal	UC27MN, 2-Speed
2	F150313	Aluminum Extrusion	SC18 and UC18
	F150322	Aluminum Extrusion	SC35 and UC35
	F150323	Aluminum Extrusion	SC50 and UC50
	F150402	Aluminum Extrusion	SC27, UC27; 2-Speed
3	F431210	Rivet	3-Speed Models

Control Module (MC and MN Models, 2-Speed)

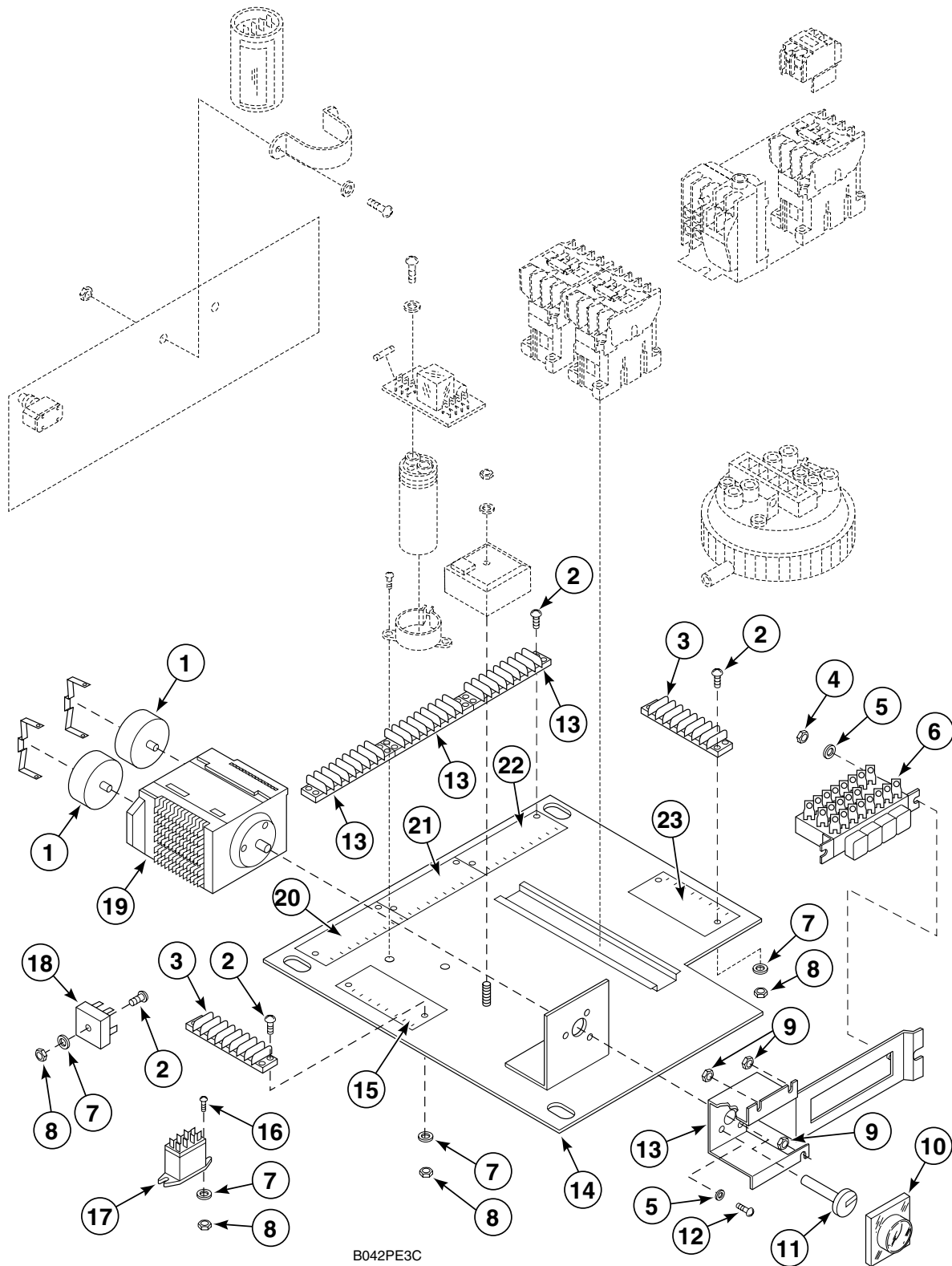


B041PE3C

Control Module (MC and MN Models, 2-Speed)

REF	PART #	DESCRIPTION	COMMENTS
1	F340001	Switch	Single Phase Only; Use with Century motor, Kit F743400
	F340002	Switch	Use with Elmo motor, Kit F730462
2	F340704	Bracket	Single Phase Only
3	F430311	Washer	#8, Single Phase Only
4	F430916	Screw	
5	F430904	Screw	
6	F431108	Washer	#10
7	F330145	Contactora	Auxiliary; 1 Phase
	F330146	Contactora	120 Volt, 50-60 Hertz
	F330147	Contactora	220-240 Volt, 50-60 Hertz
8	F330401	Overload Protector	HC25, HC35, SC25, SC27, SC35, UC25 and UC35; Single Phase
	F330236	Overload Protector	HC50, SC50 and UC50; Single Phase
9	F330152	Mechanical Interlock	
10	F340325	Water Level Switch	HC18, SC18, UC18, HC25, SC25, UC25 Standard
	F340311	Water Level Switch	HC18, SC18, UC18, HC25, SC25, UC25 Heated
	F340312	Water Level Switch	HC27, SC27, UC27, Standard and Heated
	F340321	Water Level Switch	HC35, SC35, UC35, HC50, SC50, UC50, V-Computer
11	F330335	Time Delay Relay	110/120 Volt, 60 second delay
12	F431100	Lockwasher	
13	F430211	Nut	
14	F609335	PC Board	120 Volt, Includes Relay; Coin models only
	F609336	PC Board	220 Volt, Includes Relay; Coin models only
15	F370225	Capacitor	Coin models only
16	F430917	Screw	
17	F140612	Clamp	
18	F340403	Momentary Switch	Pushbutton
	F340430	Momentary Switch	Rocker
19	F430231	Nut	Single Phase Only
20	F350110	Fuse	

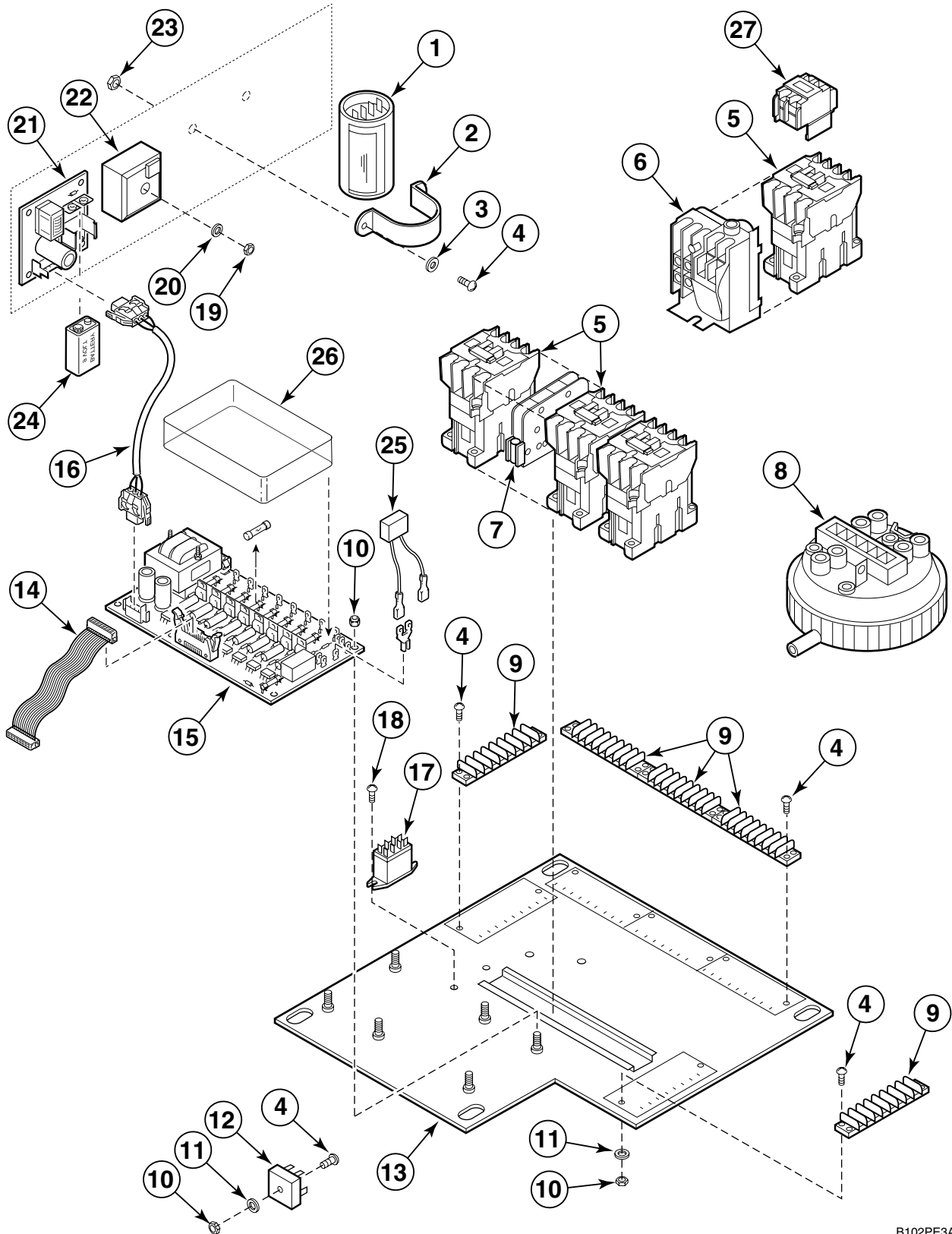
Control Module (MC and MN Models, 2-Speed)



Control Module (MC and MN Module, 2-Speed)

REF	PART #	DESCRIPTION	COMMENTS
1	F160539	Motor	Timer, 120 Volt, 60 Hertz
	F160538	Motor	Timer, 220 Volt, 50 Hertz
2	F430916	Screw	
3	F140738	Terminal Strip	
4	F430231	Nut	
5	F431123	Washer	
6	F340442	Pushbutton Switch	Cycle Selector, 220 Volt or Heat
	F340413	Pushbutton Switch	
7	F431113	Washer	
8	F431022	Nut	
9	F430231	Nut	
10	F150249	Cover	
11	F730525	Cycle Indicator Kit	
12	F430948	Screw	
13	F632335	Mounting Bracket Assembly	
14	F607358	Electrical Panel Assembly	MN
15	F140912	Decal	Terminal Strip 1-8
16	F430917	Screw	
17	F330227	Flange Relay	110 Volt; used on Coin with Pinlock
	F330230	Flange Relay	240 Volt
18	F370310	Bridge Rectifier	10 MP, 600 Volt; OPL Models Only
19	F160301	Timer	110 Volt, 50-60 Hertz
	F160304	Timer	220 Volt
20	F140913	Decal	Terminal Strip 9-16
21	F140914	Decal	Terminal Strip 17-24
22	F140915	Decal	Terminal Strip 25-32
23	F140916	Decal	Terminal Strip 33-40

Control Module (PC, PN and SN Models, 2-Speed)



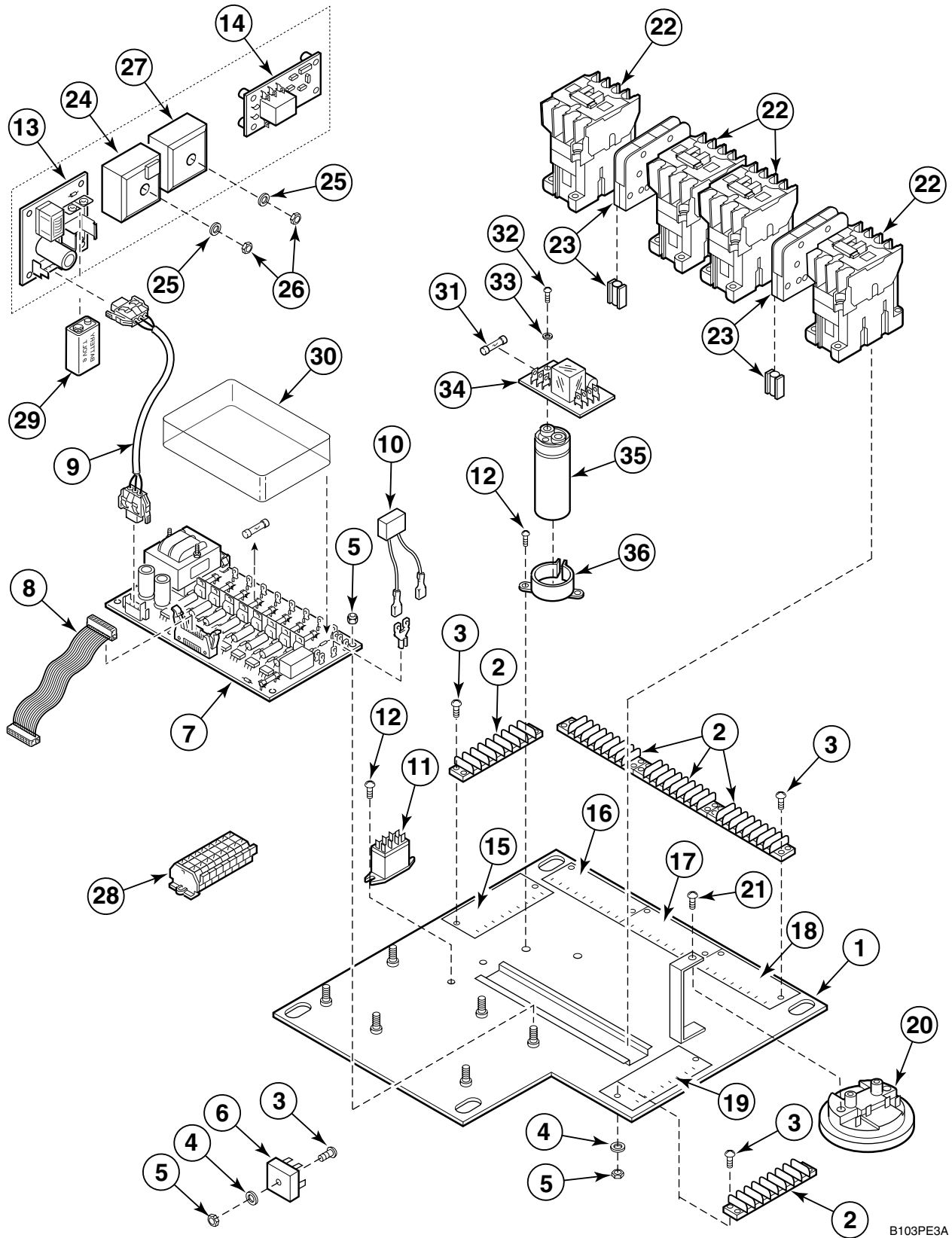
B102PE3A

Control Module (VC, PN and SN Models. 2-Speed)

REF	PART #	DESCRIPTION	COMMENTS
	F743400	Solid State Switch Kit	Includes items 1-3, 23; Century Motor
	F730462	Solid State Switch Kit	Includes items 1-3, 23; Elmo Motor
1	F340001	Switch	Single Phase Models Only; Use with Century motor, Kit F743400
	F340002	Switch	Use with Elmo motor, Kit F730462
2	F340704	Bracket	Single Phase Models Only
3	F430311	Washer	#8, Single Phase Models Only
4	F430916	Screw	Single Phase Models Only
5	F330146	Contactora	120 Volt, 50 Hertz/120 Volt, 60 Hertz
	F330147	Contactora	220 Volt, 50 Hertz/240 Volt, 60 Hertz
6	F330236	Overload Protector	HC50, SC50 and UC50; Single Phase Models Only
	F330401	Overload Protector	HC25, SC25, SC27 and UC25; Single Phase Models Only
7	F330152	Mechanical Interlock	
8	F340325	Water Level Switch	HC18, SC18, UC18, HC35, SC25, UC25 Standard
	F340311	Water Level Switch	HC18, SC18, UC18, HC35, SC25, UC25 Heated
	F340312	Water Level Switch	HC27, SC27, UC27, Standard and Heated
	F340321	Water Level Switch	HC35, SC35, UC35, HC50, SC50, UC50, V-Computer
9	F140738	Terminal Strip	
10	F431022	Nut	
11	F431113	Washer	#6
12	F370310	Bridge Rectifier	OPL Models Only
13	F607507	Electrical Panel	Computer Coin
	F606950-1	Electrical Panel	Computer, OPL
14	F140215	Flat Cable	4 Cycle, Computer, 14 Pin, OPL
15	F370519P	Fuse Board*	4 Cycle, P-Computer, 110 Volt, Coin
	F370554P	Fuse Board*	OPL Micro PN/SN, 120 Volt
16	F604456	Harness	Battery Back-up, 3 Pin
17	F330227	Flange Relay	120 Volt, OPL only
	F330230	Flange Relay	220 Volt
18	F430917	Screw	
19	F430211	Nut	
20	F431100	Lockwasher	
21	F370529	Battery Back-up Board	
22	F330335	Time Delay Relay	110/120 Volt; 60 second delay
	F330203	Time Delay Relay	120 Volt, 30 second delay
	F330206	Time Delay Relay	230 Volt, 30 second delay
23	F430231	Nut	
24	F191101	Battery	
25	F330217	RC Network Filter	
26	F140423	Dust Cover	
27	F330145	Auxillary Switch	Single phase only

* Specify voltage when ordering Fuse Board

Control Module (SN and PN Models, 3-Speed, 18-50lb.)



B103PE3A

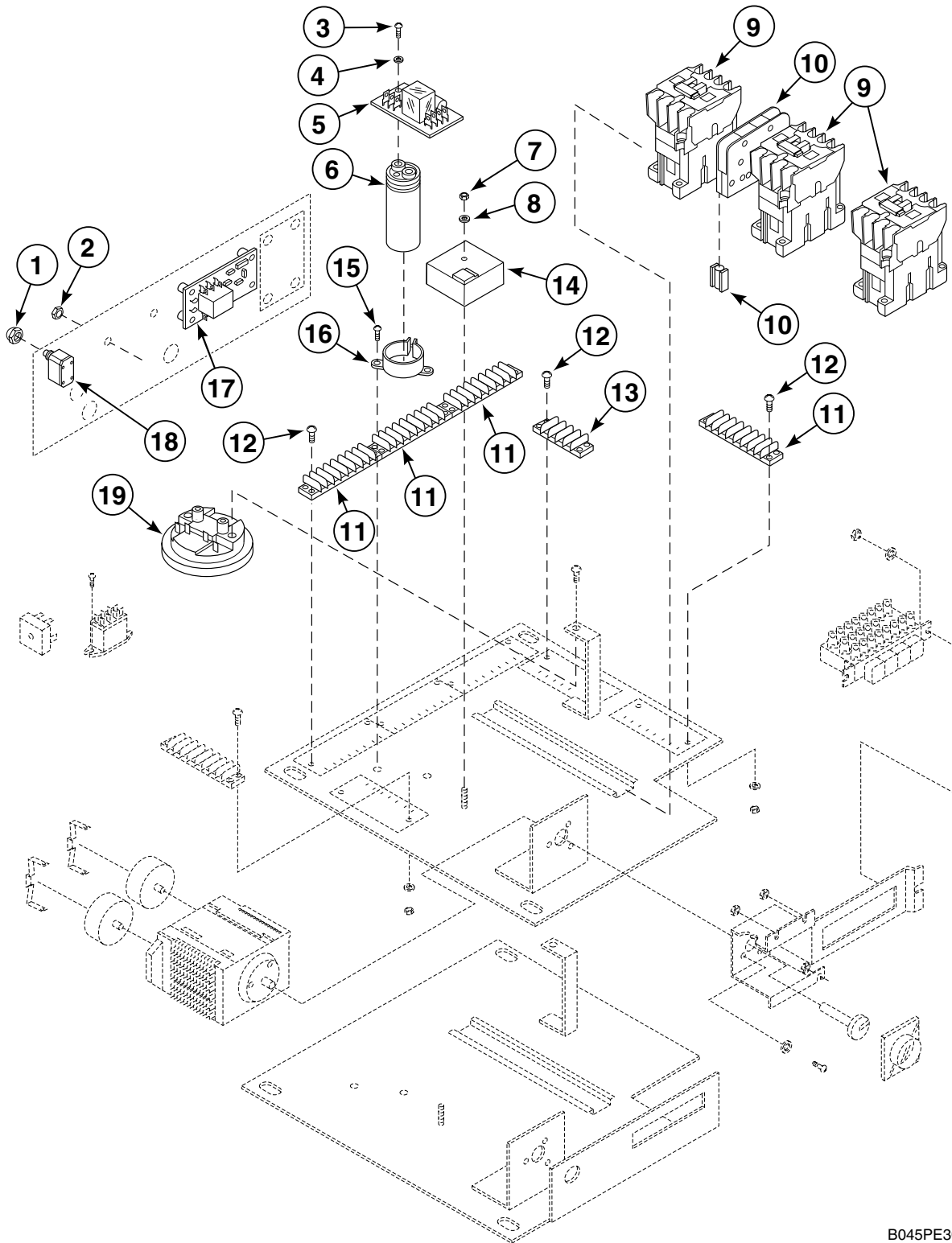
Control Module (SN and PN Models, 3-Speed, 18-50lb.)

REF	PART #	DESCRIPTION	COMMENTS
1	F606950-2	Electrical Panel Assembly	30 Cycle, Computer, OPL
2	F140738	Terminal Strip	
3	F430916	Screw	
4	F431113	Lockwasher	#6
5	F431022	Nut	
6	F370310	Bridge Rectifier	OPL
7	F370554	Fuse Board	110 Volt
8	F140216	Cable	16 Pin
9	F604456	Harness	Battery Back-up, 3 PIN
10	F330217	RC Network Filter	
11	F330227	Flange Relay	110 Volt
	F330230	Flange Relay	240 Volt
12	F430917	Screw	
13	F370529P	Battery Back-up Board	
14	F370437	Time Delay Relay	120 Volt
	F370438	Time Delay Relay	220 Volt
15	F140912	Insulator Decal	
16	F140913	Insulator Decal	
17	F140914	Insulator Decal	
18	F140915	Insulator Decal	
19	F140916	Insulator Decal	
20	F340321	Water Level Switch	HC35, HC50, SC35, SC50, UC35, UC50
	F340325	Water Level Switch	HC, SC, UC 18/25
21	F430928	Screw	
22	F330146	Contactors	110 Volt
	F330147	Contactors	220 Volt
23	F330152	Mechanical Interlock	
24	F330335	Time Delay Relay	110-220 Volt
25	F431100	Washer	
26	F430211	Nut	
27	F330203	Time Delay Relay	120 Volt; 30 second delay
	F330206	Time Delay Relay	220 Volt; 30 second delay
28	F140593	Interconnect Adapter	
29	F191101	Battery	
30	F140423	Dust Cover	
31	F350110	Fuse	
32	F430904	Screw	
33	F431108	Washer	#10
34	F609335	PC Board	110 Volt; Includes relay
	F609336	PC Board	220 Volt; Includes relay
35	F370225	Capacitor	
36	F140612	Clamp Mount	

Control Module (Mechanical Timer 3-Speed)

(Models SC18, SC35, SC50, UC18, UC35 and UC50)

(Sheet 1 of 2)



B045PE3C

Control Module (Mechanical Timer 3-Speed)

(Models SC18, SC35, SC50, UC18, UC35 and UC50)

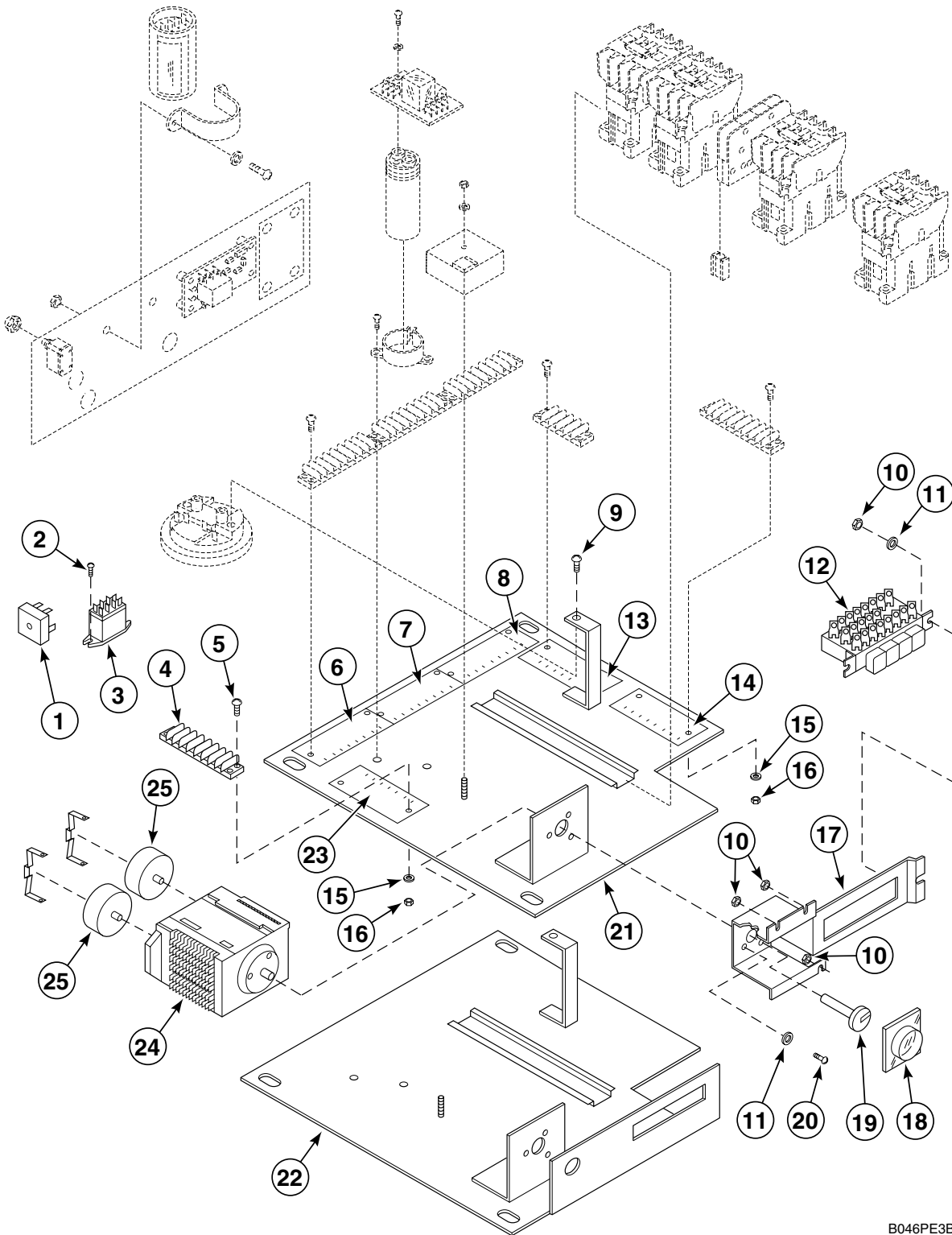
(Sheet 1 of 2)

REF	PART #	DESCRIPTION	COMMENTS
1	F340409	Pushbutton Boot	
2	F430231	Nut	
3	F430904	Screw	
4	F431108	Washer	
5	F609335	PC Board	110 Volt; Includes relay; Coin models only
	F609336	PC Board	220 Volt; Includes relay; Coin models only
6	F370225	Capacitor	220 MFD; 450 Volt DC; Coin models only
7	F430211	Nut	
8	F431100	Washer	
9	F330146	Contactora	120 Volt
	F330147	Contactora	220 Volt
10	F330152	Mechanical Interlock	
11	F140738	Terminal Strip	
12	F430916	Screw	
13	F140753	Terminal Strip	
14	F330335	Time Delay Relay	for Door Open; Coin only
15	F430917	Screw	
16	F140612	Clamp	
17	F370437	Relay	SC18, SC35 and SC50; 15 second delay; 115 Volt
	F370438	Relay	SC18, SC35 and SC50; 15 second delay; 220 Volt
	F370435	Relay	UC18, UC35 and UC50; 45 second delay; 115 Volt
	F370436	Relay	UC18, UC35 and UC50; 45 second delay; 220 Volt
18	F340403	Momentary Switch	
19	F340325	Water Level Switch	HC18, SC18, UC18, HC35, SC25, UC25 Standard
	F340311	Water Level Switch	HC18, SC18, UC18, HC35, SC25, UC25 Heated
	F340312	Water Level Switch	HC27, SC27, UC27, Standard and Heated
	F340321	Water Level Switch	HC35, SC35, UC35, HC50, SC50, UC50, V-Computer

Control Module (Mechanical Timer, 3-Speed)

(Models SC18, SC35, SC50, UC18, UC35 and UC50)

(Sheet 2 of 2)



B046PE3B

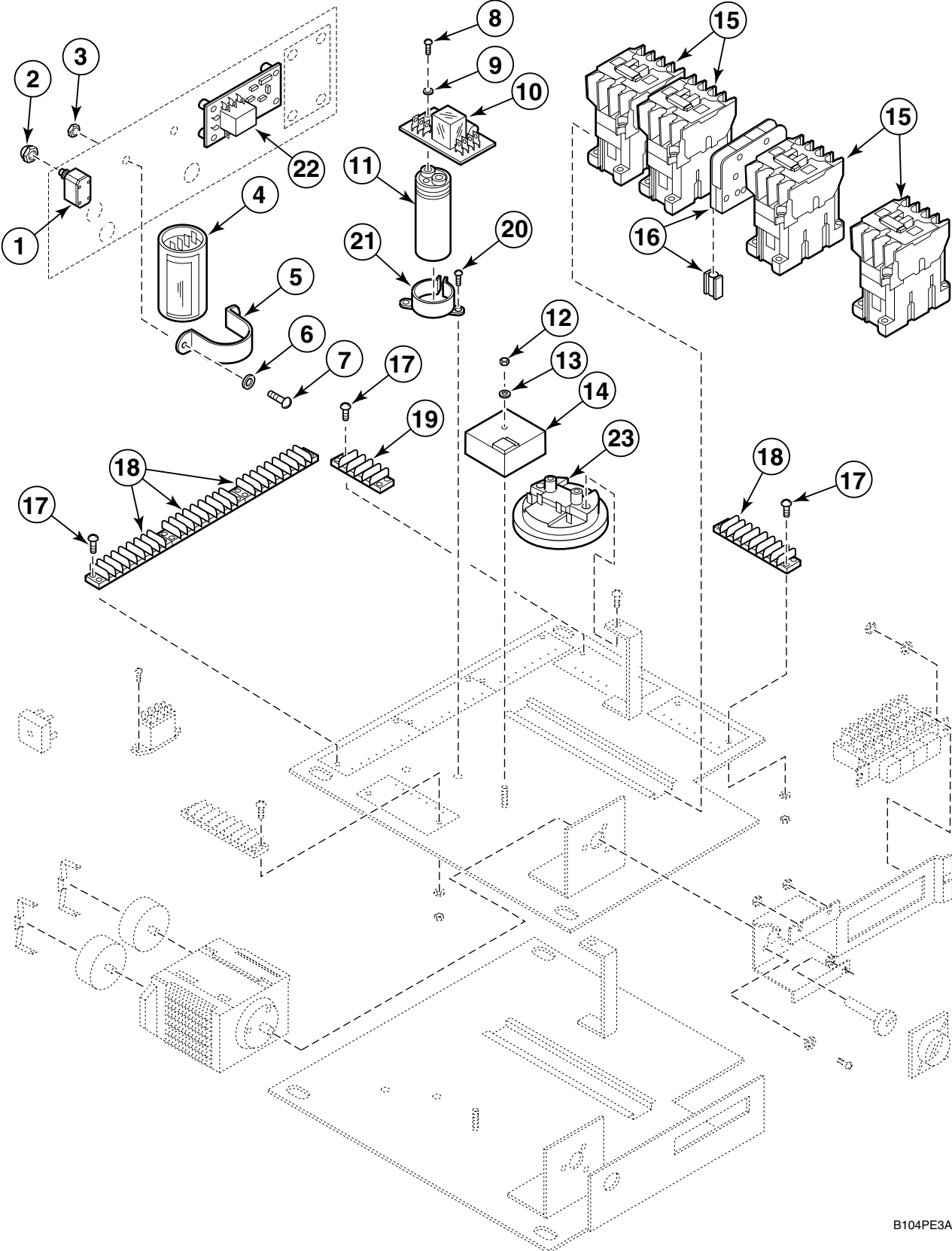
Control Module (Mechanical Timer, 3-Speed)

(Models SC18, SC35, SC50, UC18, UC35 and UC50)

(Sheet 2 of 2)

REF	PART #	DESCRIPTION	COMMENTS
1	F370310	Bridge Rectifier	10 Amp, 600 volts
2	F430917	Screw	
3	F330227	Flange Relay	110 Volt, OPL Only
	F330230	Flange Relay	240 Volt, OPL Only
4	F140738	Terminal Strip	8-Place
5	F430916	Screw	
6	F140913	Insulator Decal	Terminal Strip 9-16
7	F140914	Insulator Decal	Terminal Strip 17-24
8	F140915	Insulator Decal	Terminal Strip 25-32
9	F430928	Screw	
10	F430231	Nut	
11	F431123	Washer	#10
12	F340413	Pushbutton Switch	Cycle Selector
13	F430927	Decal	4-Place
14	F140916	Insulator Decal	Terminal Strip 33-40
15	F431113	Washer	#6
16	F431022	Nut	
17	F607069	Bracket	
18	F150249	Cover	
19	F730525	Cycle Indicator Kit	
20	F430948	Screw	
21	F607358	Electrical Panel Assembly	MC, MD and MN Models
	F607747-1	Electrical Panel Assembly	MN Models, 3-Speed
22	F602773	Electrical Panel Assembly	UC18, UC35 and UC50, prior to April 1992
23	F140912	Insulator Decal	Terminal Strip 1-8
24	F160301	Timer	110 Volt, 50-60 Hertz
	F160304	Timer	220 Volt, 50 Hertz
25	F160538	Timer Motor	

Control Module (Mechanical Timer, 3-Speed) cont.

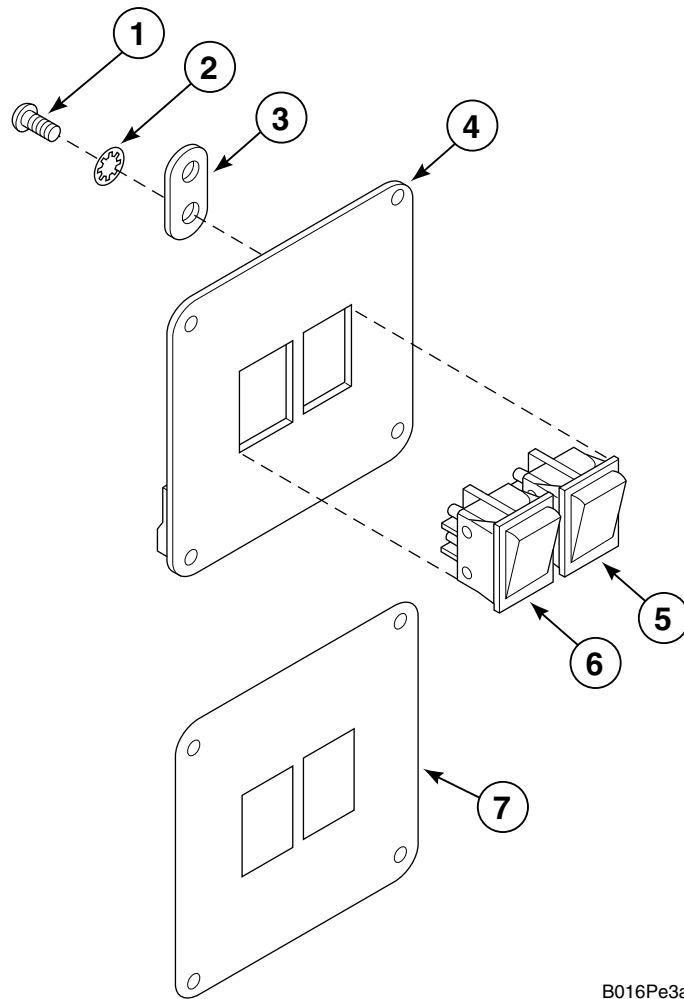


B104PE3A

Control Module (Mechanical Timer, 3-Speed) cont.

REF	PART #	DESCRIPTION	COMMENTS
1	F340403	Momentary Switch	Pushbutton
2	F340409	Pushbutton Boot	
3	F430231	Nut	
4	F340001	Switch	Use with Kit F743400
	F340002	Switch	Use with Kit F730462
5	F340704	Bracket	
6	F430311	Washer	
7	F430916	Screw	
8	F430904	Screw	
9	F431108	Washer	
10	F370426-1	PC Board	110 Volt
	F370426-2	PC Board	220 Volt
11	F370225	Capacitor	
12	F430211	Nut	
13	F431100	Washer	
14	F330335	Time Delay Relay	110/220 Volt
15	F330146	Contactor	120 Volt
	F330147	Contactor	220 Volt
16	F330152	Mechanical Interlock	
17	F430916	Screw	
18	F140738	Terminal Strip	8-place
19	F140753	Terminal Strip	4-place
20	F430917	Screw	
21	F140612	Clamp	
22	F370437	Relay	120 Volt, 15 second delay
	F370438	Relay	230 Volt, 15 second delay
	F370435	Relay	120 Volt, 45 second delay
	F370436	Relay	230 Volt, 45 second delay
23	F340319	Water Level Switch	SC18 and UC18
	F340320	Water Level Switch	SC35 and UC35
	F340321	Water Level Switch	SC50 and UC50

Manual Control Switch Assembly



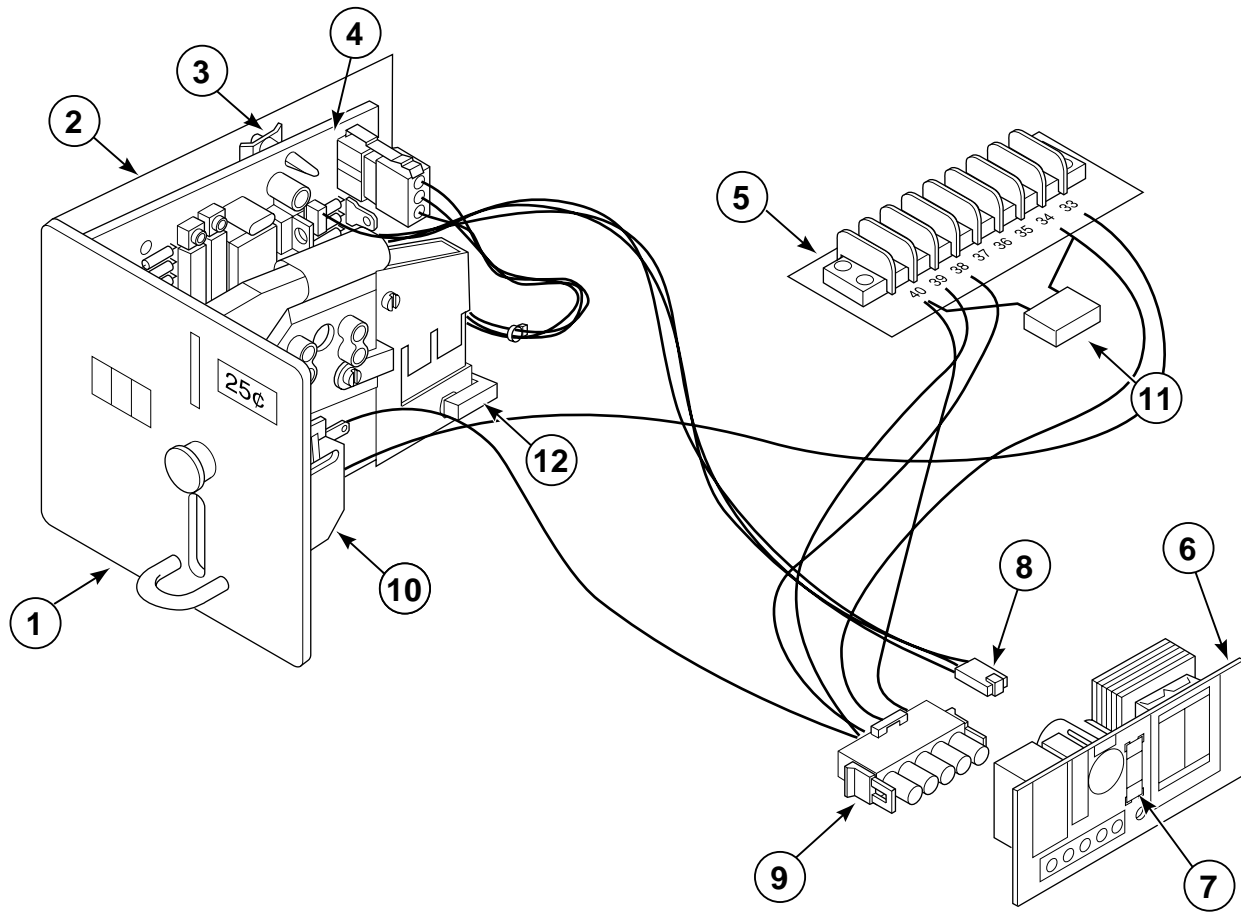
B016Pe3a

Manual Control Switch Assembly

REF	PART #	DESCRIPTION	COMMENTS
	F603760	Wiring Harness	
	F634561-1	Wiring Harness Assembly	Gray neutral, UC MD models
	F634561-2	Wiring Harness Assembly	Blue neutral, UC MD models
	F607468	Start/Stop Switch Assembly	MN Models, OPL only
1	F430173	Screw	
2	F431106	Lockwasher	#8
3	F601515	Clip	
4	F633092-1	Switchplate Assembly	
5	F340412	Momentary Switch	250 Volt, 16 Amp, White
6	F340411	Rocker Switch	250 Volt, 16 Amp, Red
7	F230918	Decal	UC MN
	F230918-2	Decal	SC MN
	F231448	Decal	HC MN

Hanke Coin Meter Assembly

(MC Models)



B013PE3C

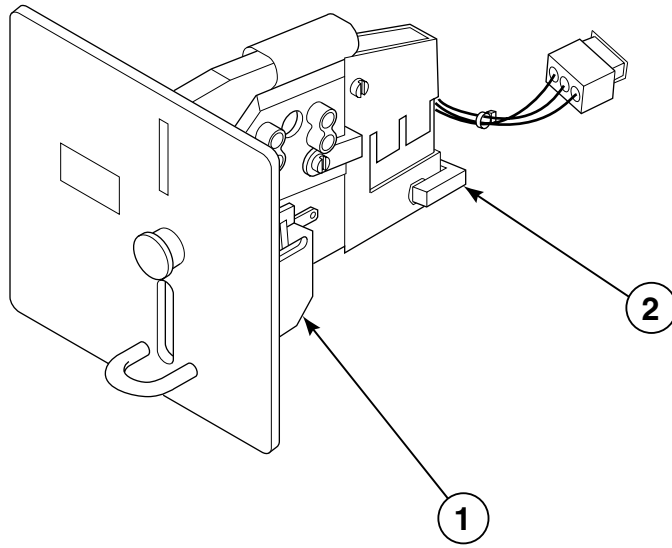
Hanke Coin Meter Assembly

(MC Models)

REF	PART #	DESCRIPTION	COMMENTS
	F775302-01	Hanke Coin Meter Kit	120 Volt, MC Models; Includes item 1
	F775302-02	Hanke Coin Meter Kit	120 Volt, PC Models; Includes item 1
	F775013-01	Upgrade Kit	Single Guide
1	F160667	Coin Meter	United States Quarter, 120 Volt
	F160707	Coin Meter	Canadian Quarter, 120 Volt
	F160706	Coin Meter	Japanese Yen, 220 Volt
	F160704	Coin Meter	Turkish Lira, 220 Volt
	F609179-8	Coin Meter	Australian \$.20/\$1.00 Dual Drop - Electronic Control Models
	F609179-12	Coin Meter	Token .990 - Electronic Control Models
	F609179-7	Coin Meter	Token .880 - Electronic Control Models
	F609179-6	Coin Meter	United States Quarter - Electronic Control Models
2	F608169	Bracket	
3	F432001	Standoff	
4	F370410	Coin Counter Board	
5	F140916	Terminal Strip	
6	F370411-1	Power Supply Board	120 Volt
	F370411-2	Power Supply Board	220 Volt
7	F350127	Fuse	
8	F140202	RC Network Filter Cable	
9	F607322-2	Wiring Harness	HC18, HC25, HC35, HC50, SC18, SC25, SC27, SC35, SC50, UC18, UC25, UC35 and UC50; 2-Speed
10	F160461	Coil	Hanke Meter, 110 Volt
	F160462	Coil	Hanke Meter, 220 Volt
11	F330217	RC Filter	
12	F160460	Optic Switch	Uses F140571 and F140522

Hanke Coin Drop

(PC Models)



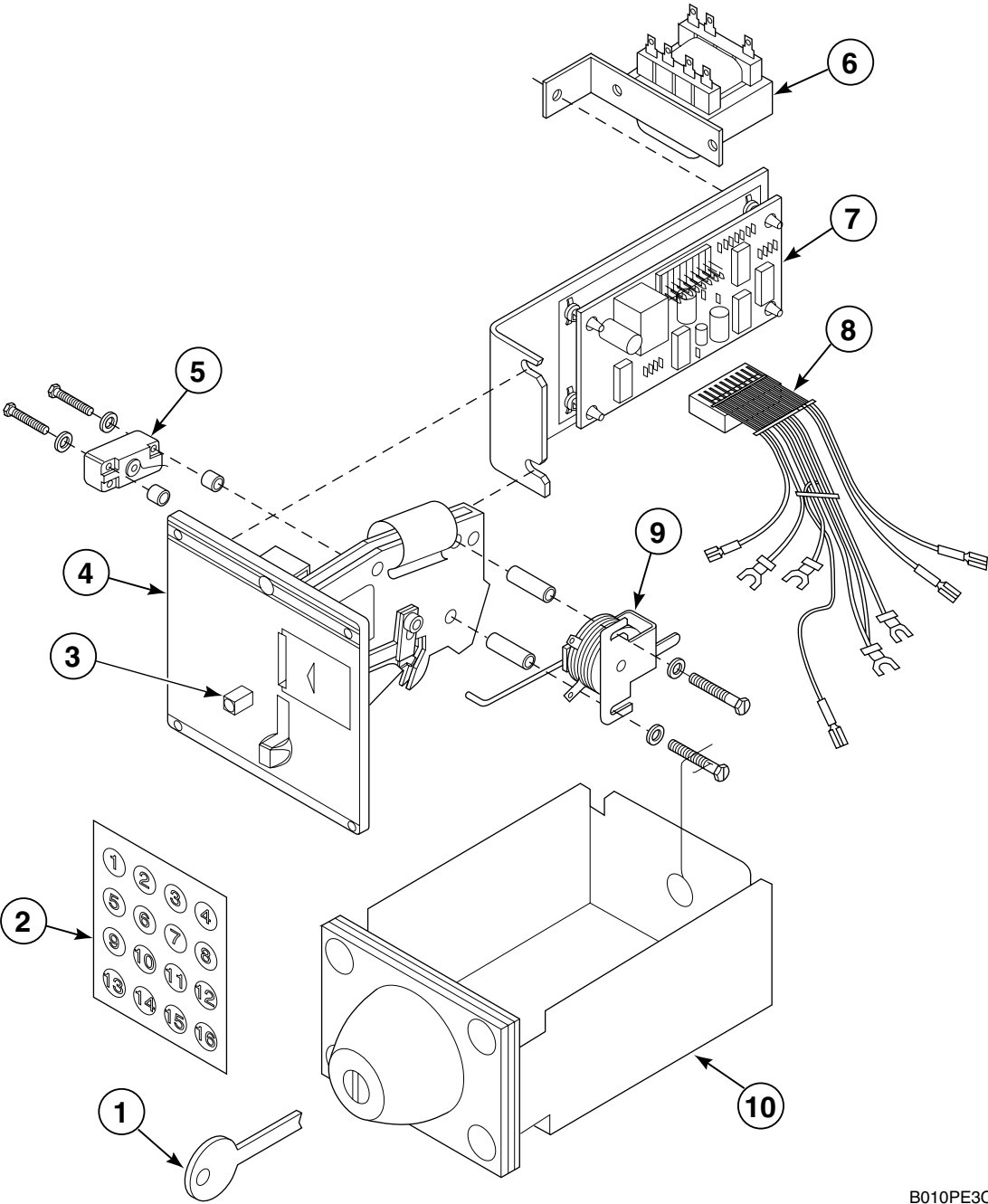
B172PE3A

Hanke Coin Drop

(PC Models)

REF	PART #	DESCRIPTION	COMMENTS
	F160466	Blocking Solenoid	High Mounted; 110 Volt; Not Shown
	F160467	Blocking Solenoid	High Mounted; 220 Volt; Not Shown
	F160713	Blocking Solenoid	High Mounted; 24 Volt; Not Shown
	F775302-02	Coin Meter Kit	U.S. quarter; 120 Volt
	F609179-6	Coin Meter Assembly	U.S. quarter; 24 Volt
1	F160461	Blocking Solenoid	Low mounted; 110 Volt
	F160462	Blocking Solenoid	Low Mounted; 220 Volt
	F160712	Blocking Solenoid	Low Mounted; 24 Volt
2	F775801-02	Optic Switch	

Mechanical Timer Coin Meter and Optional Coin Box



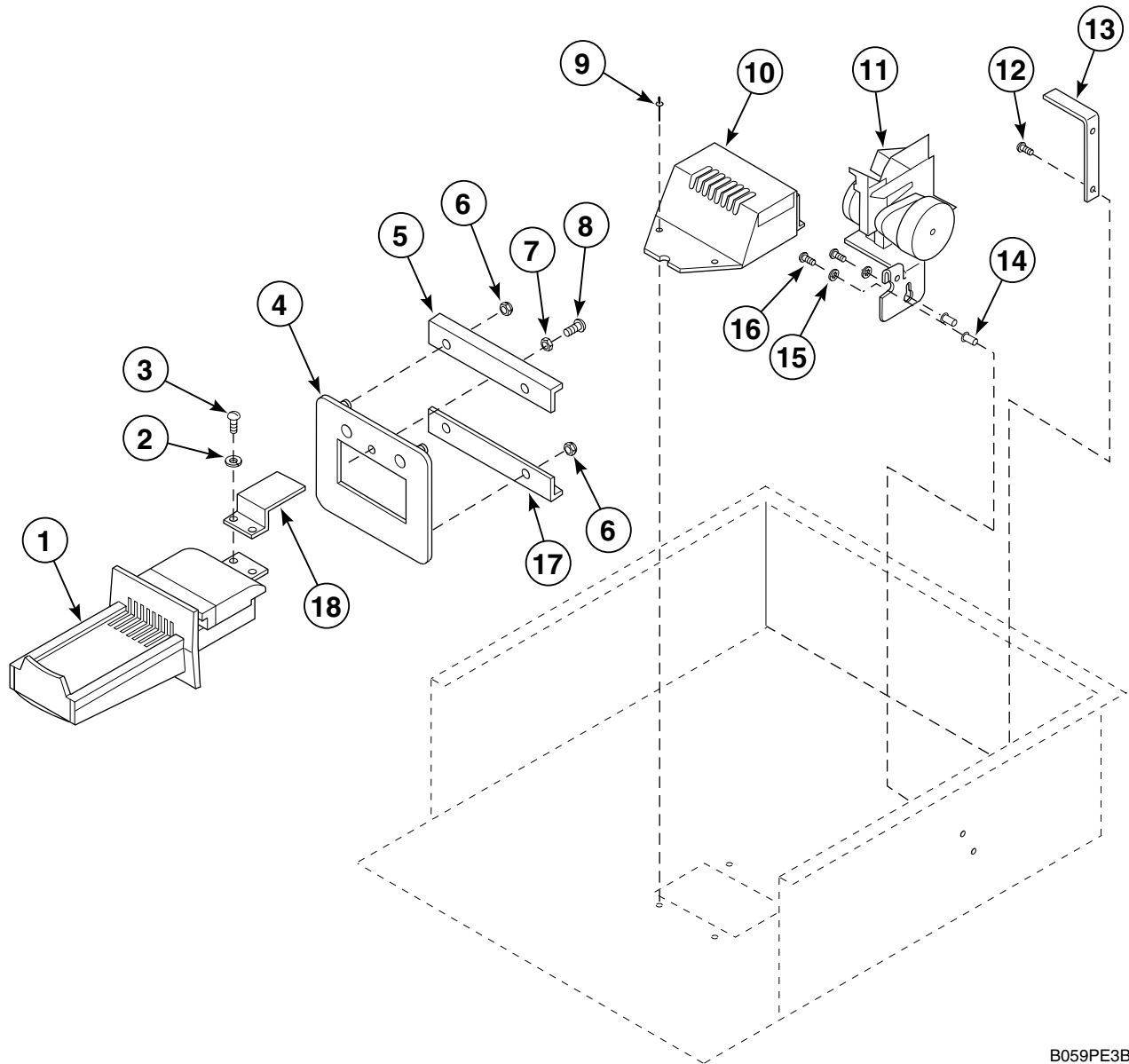
B010PE3C

Mechanical Timer Coin Meter and Optional Coin Box

REF	PART #	DESCRIPTION	COMMENTS
1	F160582	Key	UG11
	F160583	Key	UG12
	F160584	Key	UG13
	F160585	Key	UG14
	F160586	Key	UG15
	F160587	Key	UG16
	F160588	Key	UG17
	F160589	Key	UG18
	F160590	Key	UG19
	F160591	Key	UG20
2	F230659	Decal	
3	F81822A	Coin Return Button	
4	F160559	Coin Acceptor Assembly	United States Quarter
5	F160558	Coin Switch	
6	F160619	Transformer	220 Volt, 50-60 Hertz
7	F160556	Electric Coin Counter Assembly	Greenwald
8	F606806	Wiring Harness	
	F634561-1	Wiring Harness Assembly	Gray neutral, UC MD models
	F634561-2	Wiring Harness Assembly	Blue neutral, UC MD models
9	F300117	Coin Blocking Solenoid	220 Volt
10	F160628	Coin Box	UG, RL, UG11
	F160629	Coin Box	UG, RL, UG12
	F160630	Coin Box	UG, RL, UG13
	F160631	Coin Box	UG, RL, UG14
	F160632	Coin Box	UG, RL, UG15
	F160633	Coin Box	UG, RL, UG16
	F160634	Coin Box	UG, RL, UG17
	F160635	Coin Box	UG, RL, UG18
	F160636	Coin Box	UG, RL, UG19
	F160637	Coin Box	UG, RL, UG20
	F160672	Coin Box	Long UG21
	F160673	Coin Box	Long UG22
	F160674	Coin Box	Long UG23
	F160675	Coin Box	Long UG24
	F160676	Coin Box	Long UG25

Vertical Eight Coin Meter Adapter Kit

(Models UC18, UC35 and UC50)
(For machines manufactured prior to 3/1/92)



B059PE3B

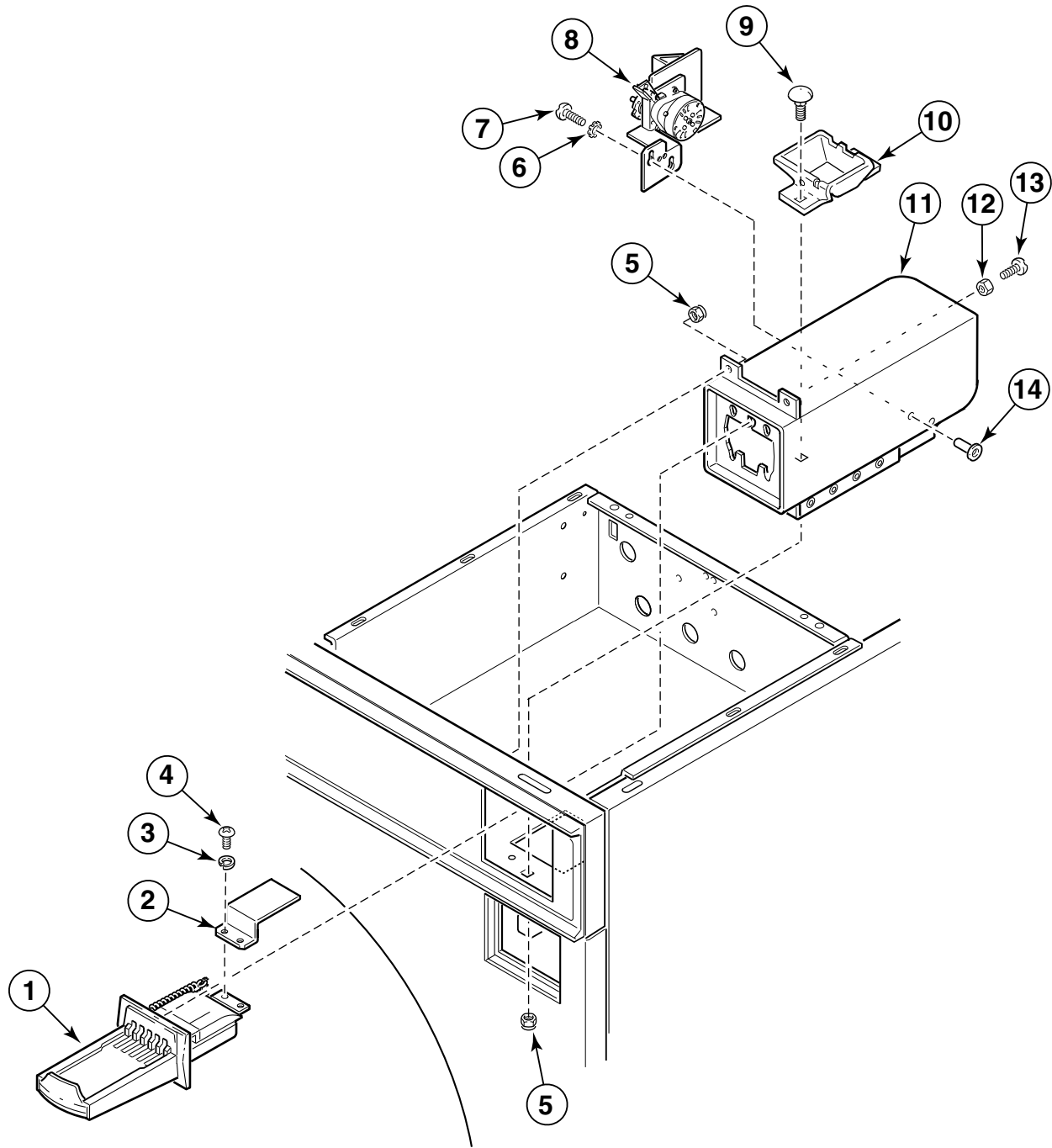
Vertical Eight Coin Meter Adapter Kit

(Models UC18, UC35 and UC50)
(For machines manufactured prior to 3/1/92)

REF	PART #	DESCRIPTION	COMMENTS
	F730358	Vertical Slide Adapter Kit	Without Slide; Includes items 4, 10, 17, 18
	F775100-01	Vertical Slide Adapter Kit	With Slide, 120 Volt, includes items 18, 11, 1, 6, 3, 16, 2 and 15
	F775100-02	Vertical Slide Adapter Kit	With Slide, 220 Volt, includes items 18, 1, 6, 3, 16, 2, 15 and 11
1	F160652	Coin Slide	V8, \$2.00; Not in Kit
2	F431102	Lockwasher	#10
3	F430904	Screw	
4	F605974	Coin Slide Subassembly	
5	F606646	Bracket	
6	F430215	Nut	
7	F431005	Nut	
8	F430925	Screw	
9	F431209	Rivet	
10	F606651	Funnel Assembly	
11	F160650	Start Control Assembly	V-slide, 120 Volt
	F160651	Start Control Assembly	220 Volt
12	F430174	Screw	
13	F606005	Bracket	
14	F432213	Rivnut	
15	F431113	Washer	#6
16	F430928	Screw	
17	F605972	Bracket	
18	F606006	Coin Slide Extension	

Vertical Eight Coin Meter Adapter Kit

(For models manufactured after 3-1-92)



B162PE3A

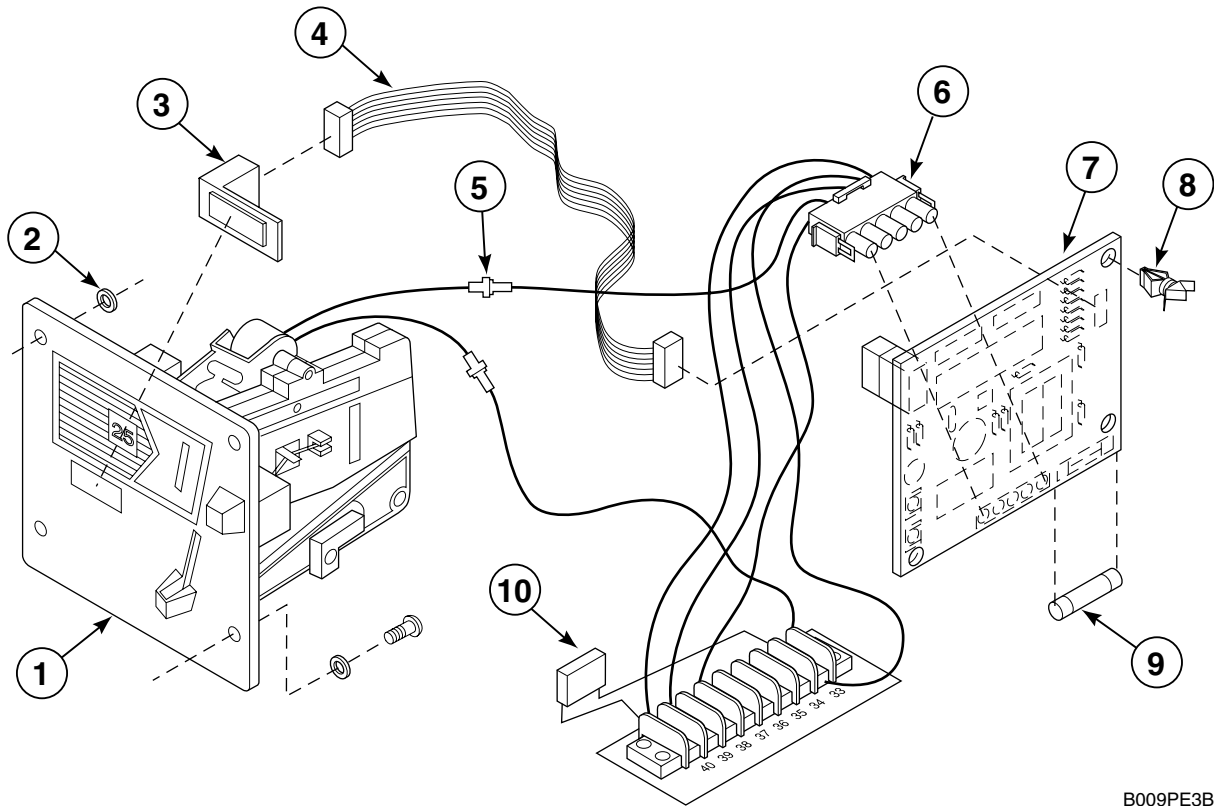
Vertical Eight Coin Meter Adapter Kit

(For models manufactured after 3-1-92)

REF	PART #	DESCRIPTION	COMMENTS
	F775100-01	Vertical Eight Slide Coin Meter Kit w/ Coin Slide	110 Volt; Includes items 1-14
	F775100-02	Vertical Eight Slide Coin Meter Kit w/ Coin Slide	220 Volt; Includes items 1-14
	F775101-01	Vertical Eight Slide Coin Meter Kit	110 Volt; Includes items 5-7 and 9-13
	F775101-02	Vertical Eight Slide Coin Meter Kit	220 Volt; Includes items 5-7 and 9-13
1	F160652	Vertical Eight Coin Slide	
2	F606006	Coin Slide Extension	
3	F431102	Washer	#10
4	F430904	Screw	
5	F430215	Nut	
6	F431113	Washer	#6
7	F430928	Screw	
8	F160650	Start Control Assembly	120 Volt
	F160651	Start Control Assembly	220 Volt
9	F430969	Bolt	
10	F607535	Coin Funnel	
11	F607234	Vault	
12	F431005	Nut	
13	F430925	Screw	
14	F432213	Nut	

L.E.D. Display Coin Meter - Airpax

(Models UC18, UC35 and UC50)



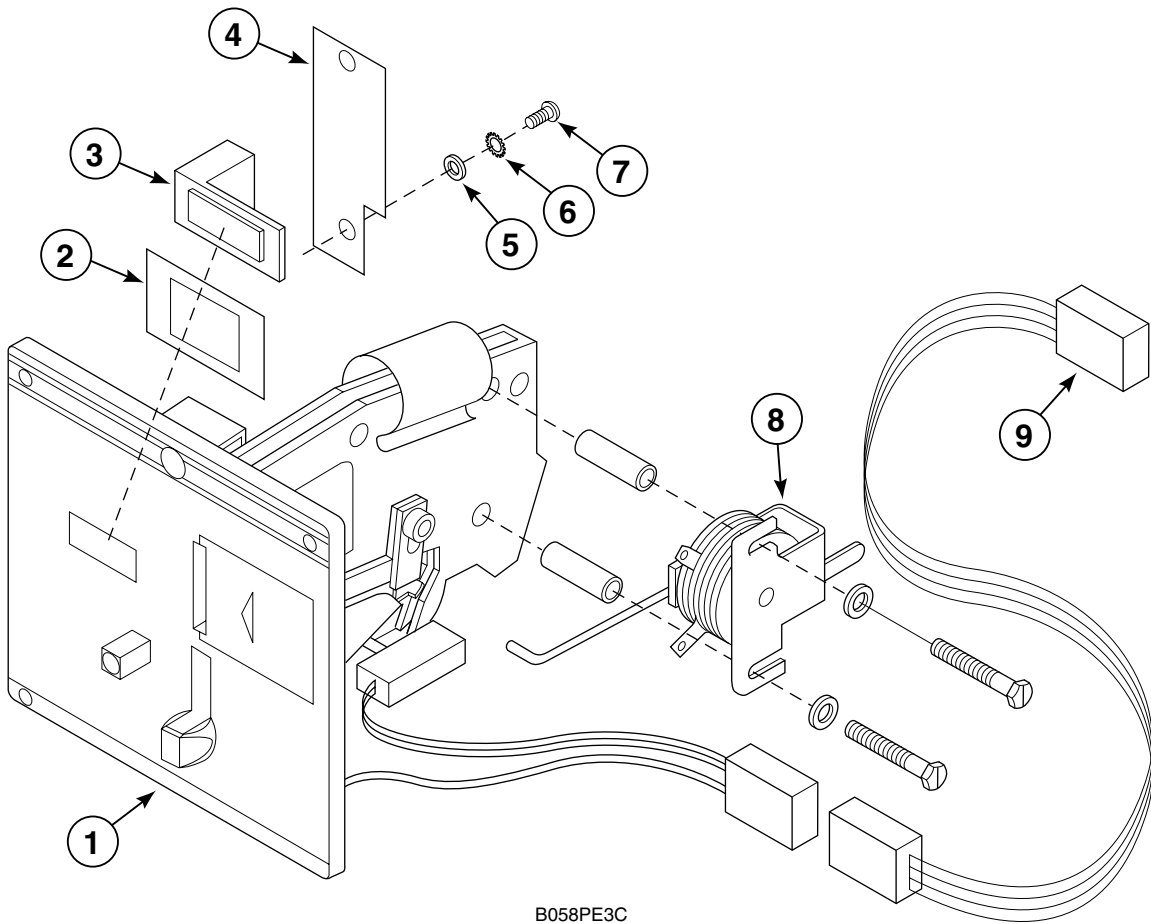
B009PE3B

L.E.D. Display Coin Meter - Airpax

(Models UC18, UC35 and UC50)

REF	PART #	DESCRIPTION	COMMENTS
	F730410-1	Coin Meter Kit - Airpax	L.E.D. Display; Includes items 1-5, 11
1	F160684	Coin Meter	
2	F431915	Washer	#6
3	F370405	Digital Display Board	
4	F140229	Cable	
5	F140627	Connector	Male
6	F140756	Connector	5-PIN
7	F340404	Switch	
8	F432001	Standoff	
9	F350127	Fuse	
10	F330217	R.C. Network Filter	

Airpax to Greenwald Digital Coin Acceptor Conversion Kit (Mechanical Timer)

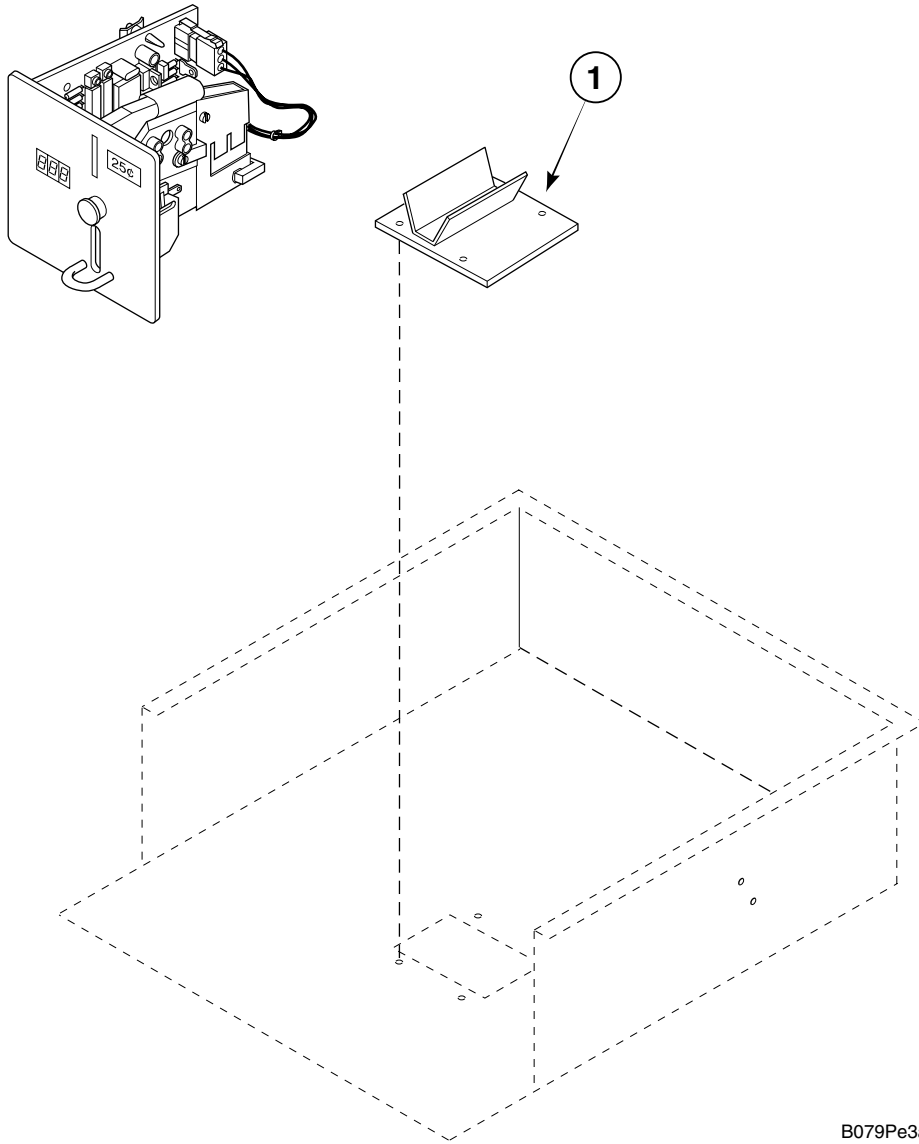


Airpax to Greenwald Digital Coin Acceptor Conversion Kit (Mechanical Timer)

REF	PART #	DESCRIPTION	COMMENTS
	F730454	Coin Acceptor Conversion Kit	Includes items 1-7
1	F160649	Coin Acceptor	Includes Optical Switch, Greenwald and Blocking Solenoid
2	F230803	Decal	
3	F370405	L.E.D. Display Board	
4	F160596	Bracket	
5	F430311	Washer	#8
6	F431113	Washer	#6
7	F430917	Screw	
8	F160557	Blocking Coil	110 Volt; Part of Coin Acceptor
9	F607065	Wiring Harness	

Coin Guide Assembly

(For machines manufactured prior to 3/1/92)



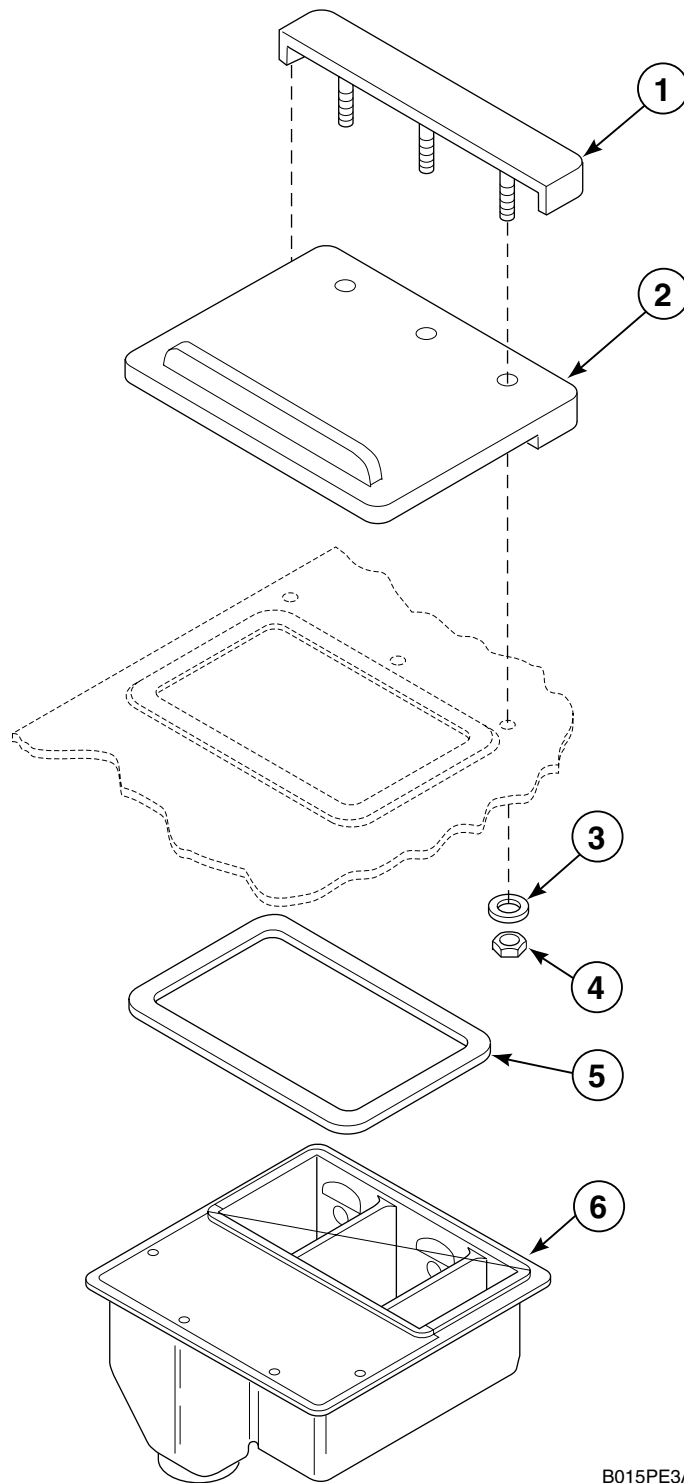
B079Pe3a

Coin Guide Assembly

(For machines manufactured prior to 3/1/92)

REF	PART #	DESCRIPTION	COMMENTS
1	F632084	Coin Guide	Single Assembly, W2000
	F632681	Coin Guide	Double Assembly, W2000
	F604496	Coin Guide	Single Assembly
	F608177	Coin Guide	Double Assembly

Dispenser

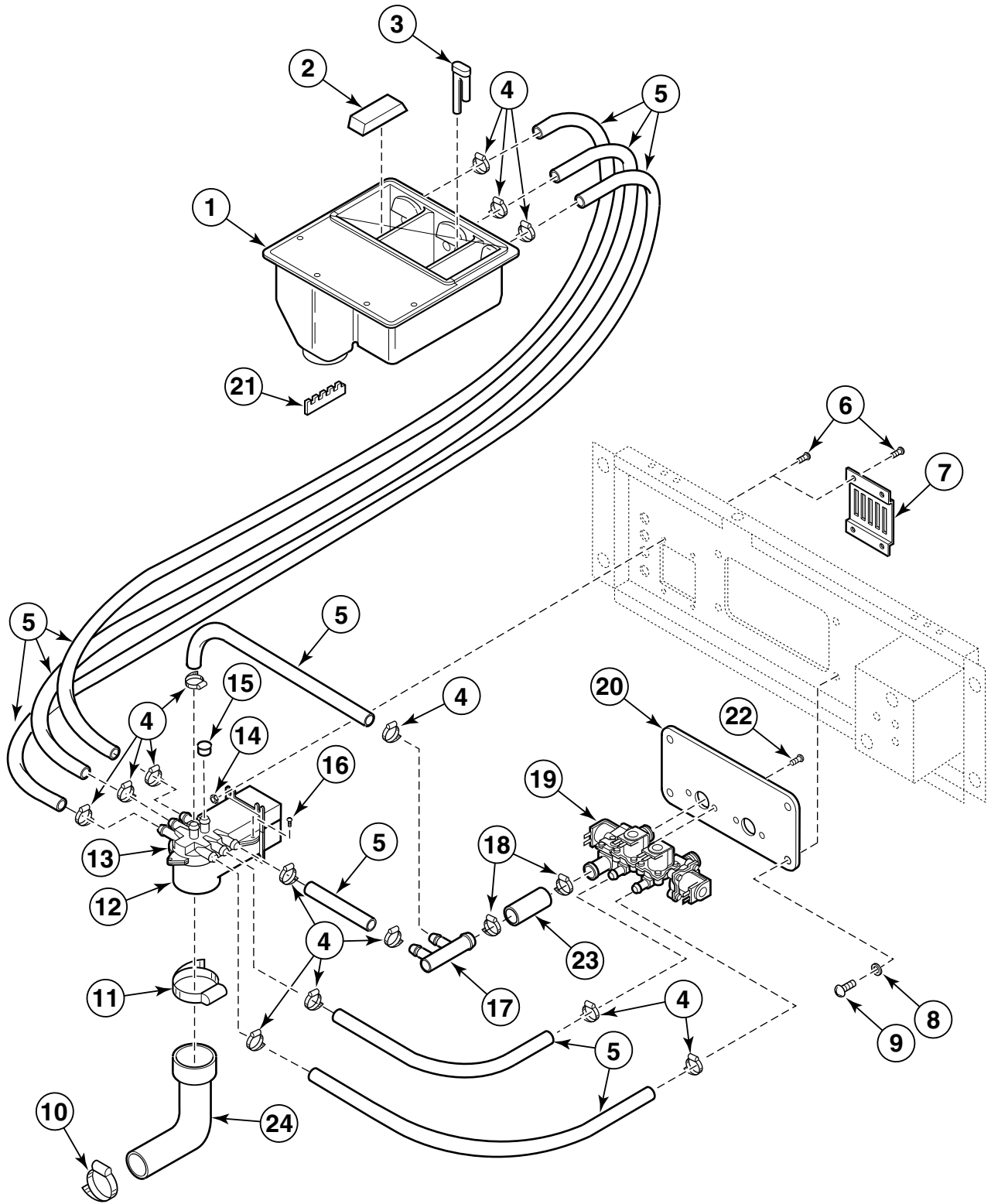


B015PE3A

Dispenser

REF	PART #	DESCRIPTION	COMMENTS
1	F630430	Clamp Assembly	
2	F150305	Cover	
3	F431147	Washer	
4	F431024	Nut	
5	F170170	Gasket	
6	F150307	Dispenser	Coin models
	F602374-2	Dispenser	OPL models with four liquid connectors
	F602374-3	Dispenser	Includes five liquid connectors

Supply Dispenser (Mueller)

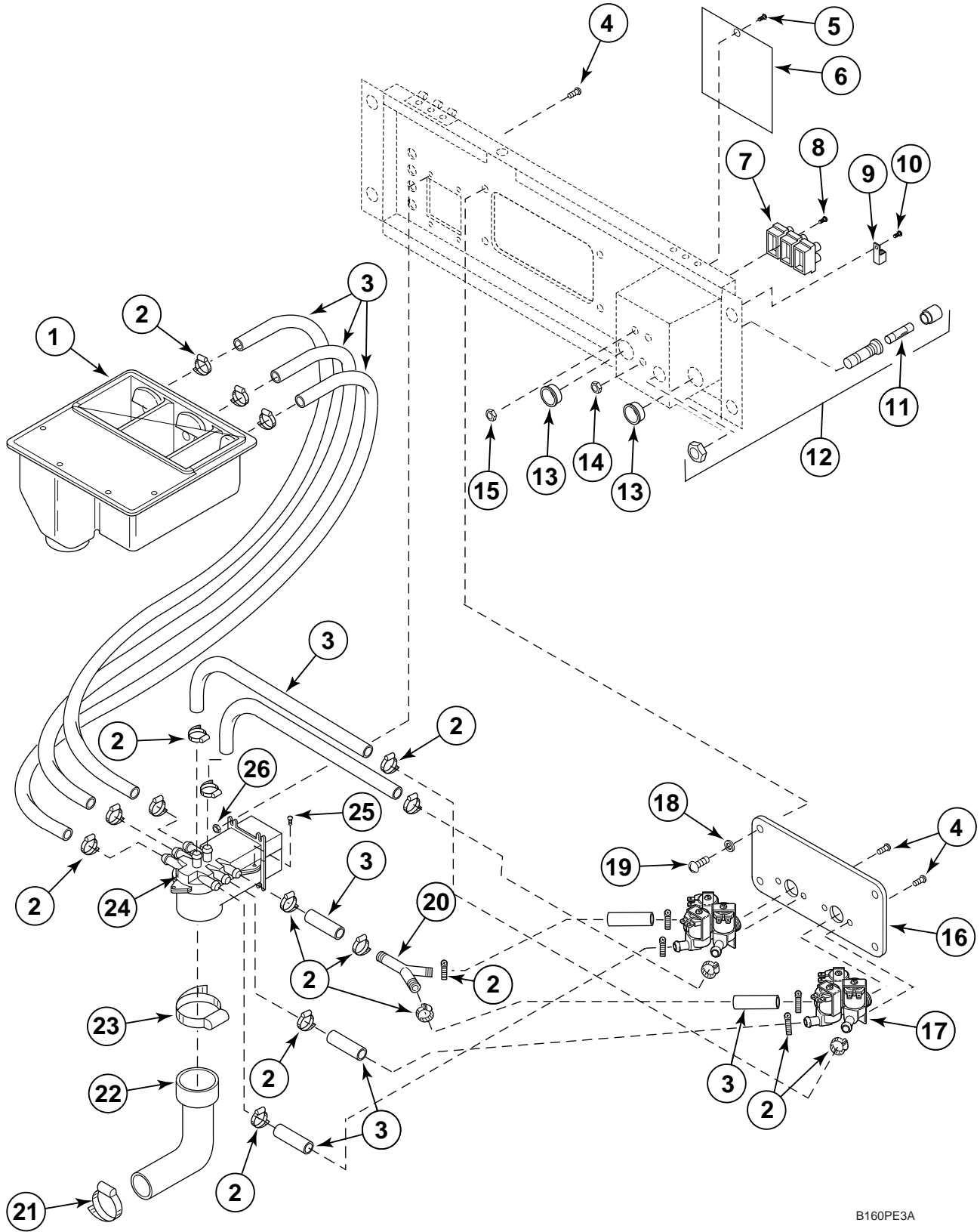


B105PE3A

Supply Dispenser (Mueller)

REF	PART #	DESCRIPTION	COMMENTS
1	F150307	Supply Dispenser	
	F602374-2	Supply Dispenser	Modified for UC18, UC25, UC35 and UC50; OPL Only
2	F606681	Soap Box Insert	Optional for cycle without prewash
3	F150390	Siphon Tube	Optional
4	F200207	Clamp	#8
5	F200108	Hose	Sold per foot
6	F430948	Screw	
	F430916	Screw	UC18, UC35 and UC50; 3-Speed Only
7	F603151	Vacuum Breaker Cover	UC18, UC35 and UC50; 3-Speed Only
8	F430322	Washer	
9	F430929	Screw	
10	F200213	Clamp	#40
11	F200219	Clamp	#48
12	F150330	Vacuum Breaker Bottom	
13	F150329	Vacuum Breaker Top	
14	F430231	Nut	
15	F190301	Cap Plug	Yellow
16	F430177	Screw	
17	F150371	Manifold	
18	F200205	Clamp	#10
19	F730455	Valve Kit	Includes Strainer and 3-Way Mixing Valve, 110 Volt, 60 Hertz
	F730456	Valve Kit	Includes Strainer and 3-Way Mixing Valve, 220 Volt, 50 Hertz
20	F606595	Plate	
21	F150419	Baffle	Optional
22	F430948	Screw	
23	F200128	Hose	Sold per foot
24	F150321	Fill Hose	HC18, HC35, SC18, SC35, UC18 and UC35
	F150340	Fill Hose	HC50, SC50 and UC50

Supply Dispenser Assembly (Elbi)

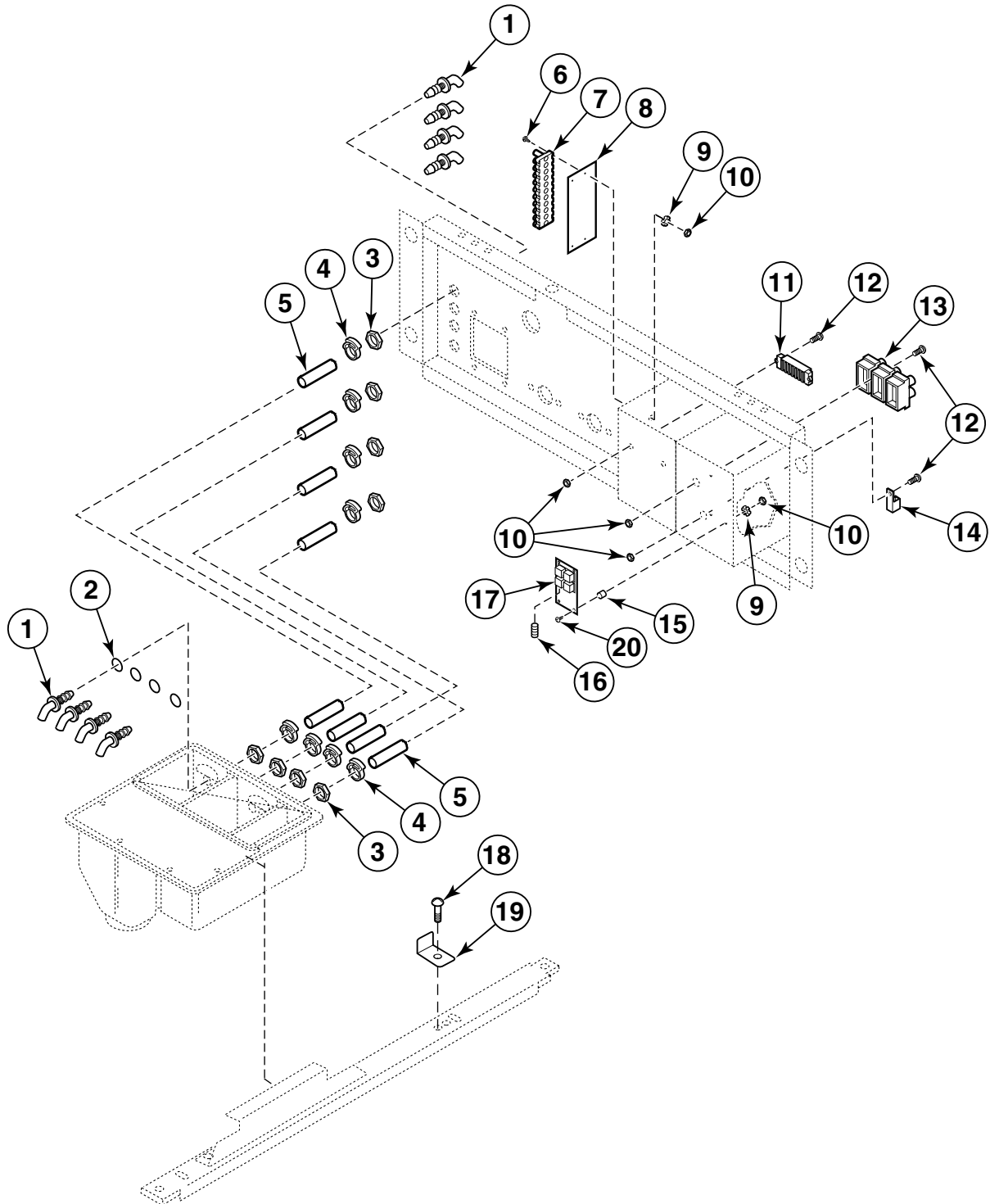


B160PE3A

Supply Dispenser Assembly (Elbi)

REF	PART #	DESCRIPTION	COMMENTS
1	F634377	Supply Dispenser	
2	F200207	Clamp	#8
3	F200108	Hose	Sold per foot
4	F430948	Screw	
5	F430174	Screw	
6	F602533	Junction Box Cover	
7	F140747	Input Power Block	3-wire
	F140746	Input Power Block	4-wire
8	F430938	Screw	
9	F140734	Ground Connector	
10	F430903	Screw	
11	F350104	Fuse	2 Amp
12	F350304	Fuse Holder	
13	F140909	Bushing Grommet	
14	F430232	Nut	
15	F430231	Nut	
16	F606595	Mixing Valve Mounting Plate	
17	F380795	3-Way Mixing Valve	60 Hertz
	F380794	3-Way Mixing Valve	50 Hertz
18	F430322	Washer	
19	F430929	Screw	
20	F422808	"Y" Connector	
21	F200213	Clamp	#40
22	F150321	Vacuum Breaker Hose	SC18 and SC35
	F150372	Vacuum Breaker Hose	SC25 and SC27
	F150340	Vacuum Breaker Hose	SC50
23	F200219	Clamp	#48
24	F603031	Vacuum Breaker Assembly	
25	F430177	Screw	
26	F430231	Nut	

Automatic Supply Dispenser Kit

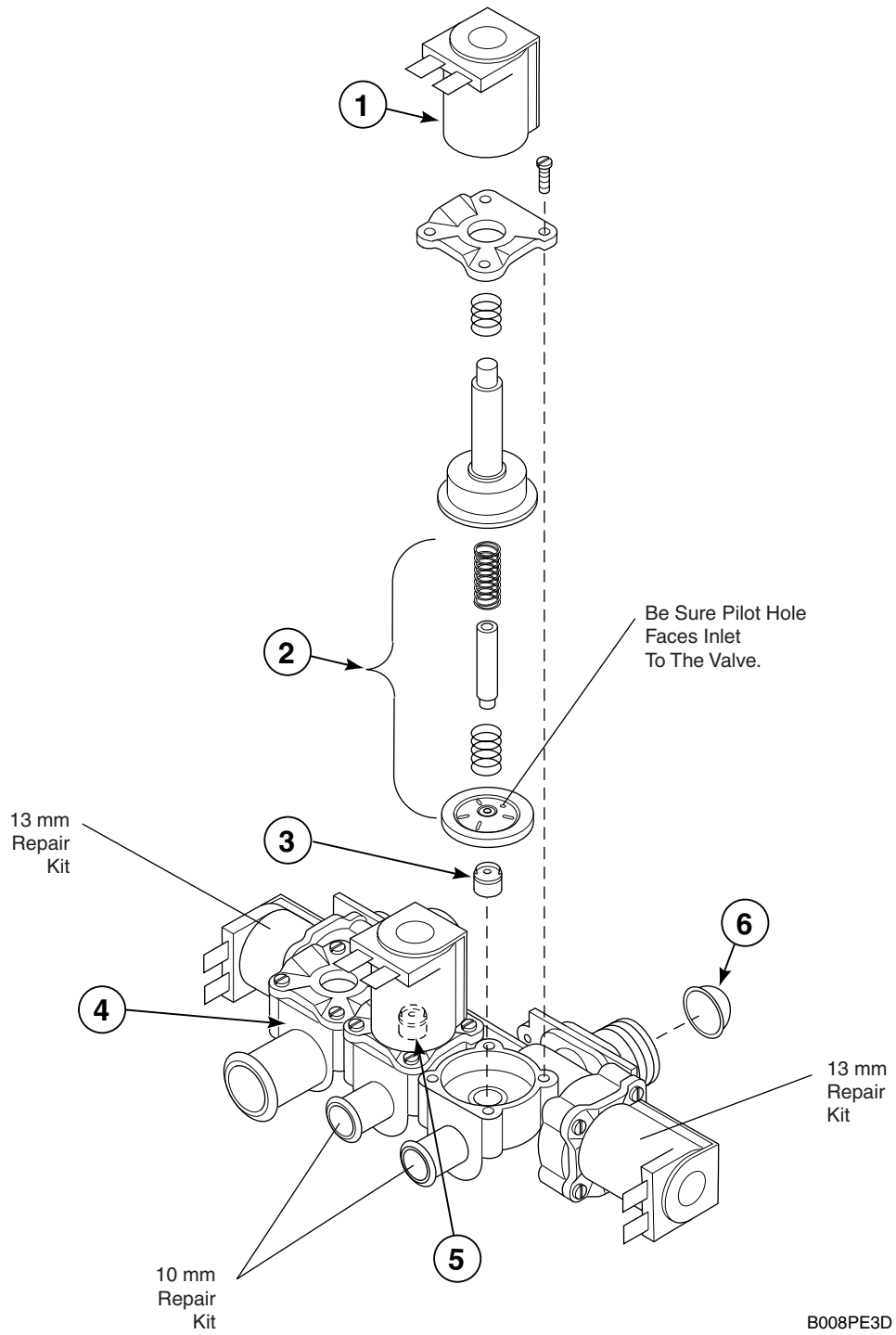


B106PE3A

Automatic Supply Dispenser Kit

REF	PART #	DESCRIPTION	COMMENTS
	F730168	Nozzle Kit	Includes items 1-3
1	F380300	Nozzle	
2	F170208	O-Ring	
3	F430224	Nut	
4	F200206	Clamp	#4
	F200202	Clamp	UC18, UC35 and UC50, 3-Speed, #6
5	F200168	Tubing	Sold per foot
6	F430916	Screw	
7	F140738	Terminal Strip	
8	F230764	Decal	
9	F431113	Washer	#6
10	F431022	Nut	
11	F140738	Terminal Strip	
12	F431701	Screw	
13	F140747	Input Block	3 terminal
	F140746	Input Block	4 terminal
	F140748	Input Block	2 terminal
14	F140374	Ground Lug Terminal	
15	F431911	Spacer	
16	F350115	Fuse	3 Amp
17	F350312	Dual Fuse Holder	
18	F430174	Screw	
19	F606516	Supply Hose Bracket	
20	F430917	Screw	

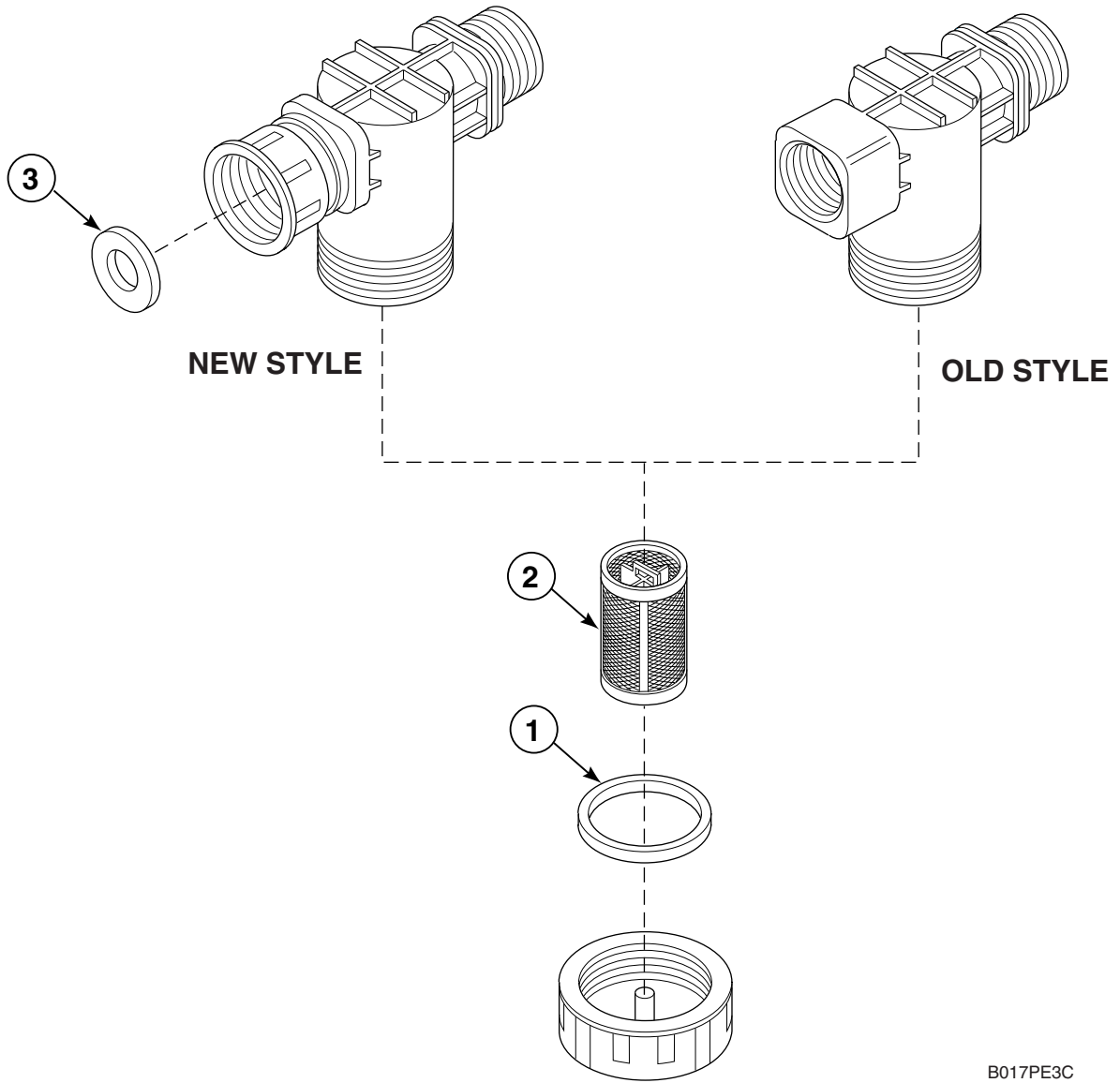
Water Valve



Water Valve

REF	PART #	DESCRIPTION	COMMENTS
	F300954	Diaphragm	10mm
	F380939	Diaphragm	13mm
1	F380900	Coil	110-127 Volt, 50-60 Hertz
	F380917	Coil	200-240 Volt, 50-60 Hertz
2	F380954	Repair Kit	10 mm
	F380939	Repair Kit	13 mm
3	F380958	Flow Restrictor	2.8 mm
4	F730455	3-Way Valve Assembly Kit	120 Volt, includes #6
	F730456	3-Way Valve Assembly Kit	220 Volt, includes #6
5	F380957	Flow Restrictor	4 mm
6	F270200	Strainer Screen	

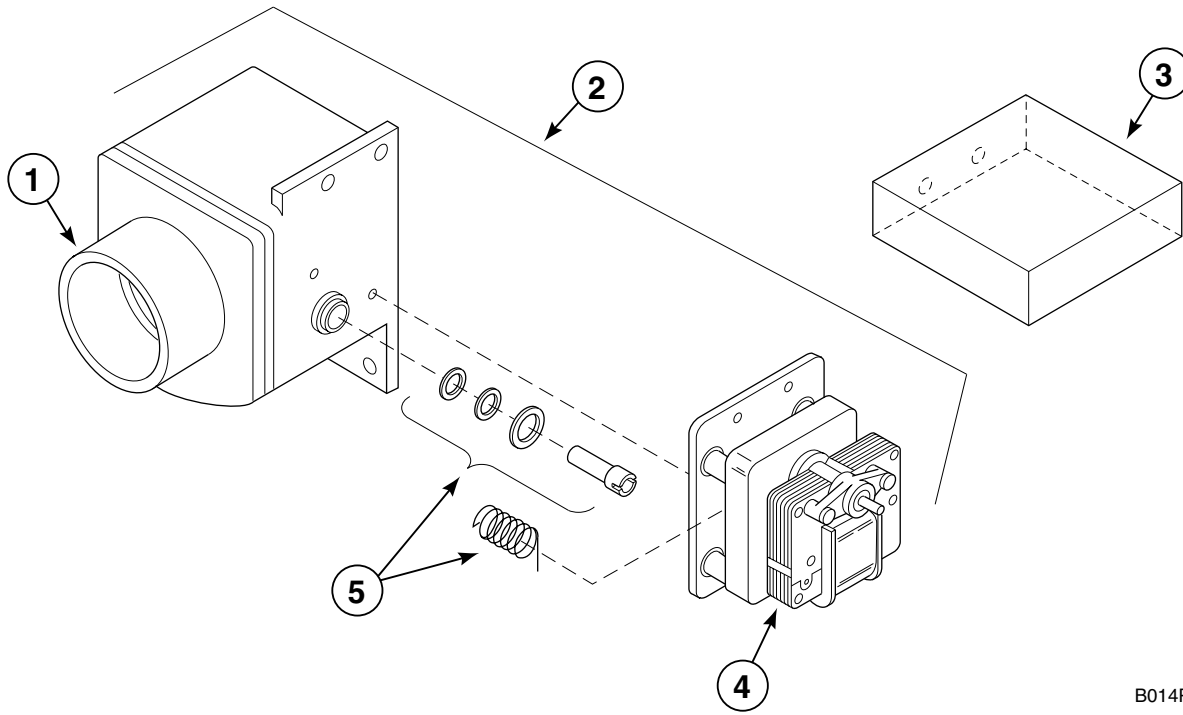
Optional Water Filter



Optional Water Filter

REF	PART #	DESCRIPTION	COMMENTS
	F270306	Filter Assembly	US Thread
	F270305	Filter Assembly	ISO Thread
1	F270407	Gasket	
2	F270406	Filter Element	.11 mm
	F270405	Filter Element	.25 mm
3	F200500	Washer	

Drain Valve Assembly (18, 25, 27 and 35lb.)

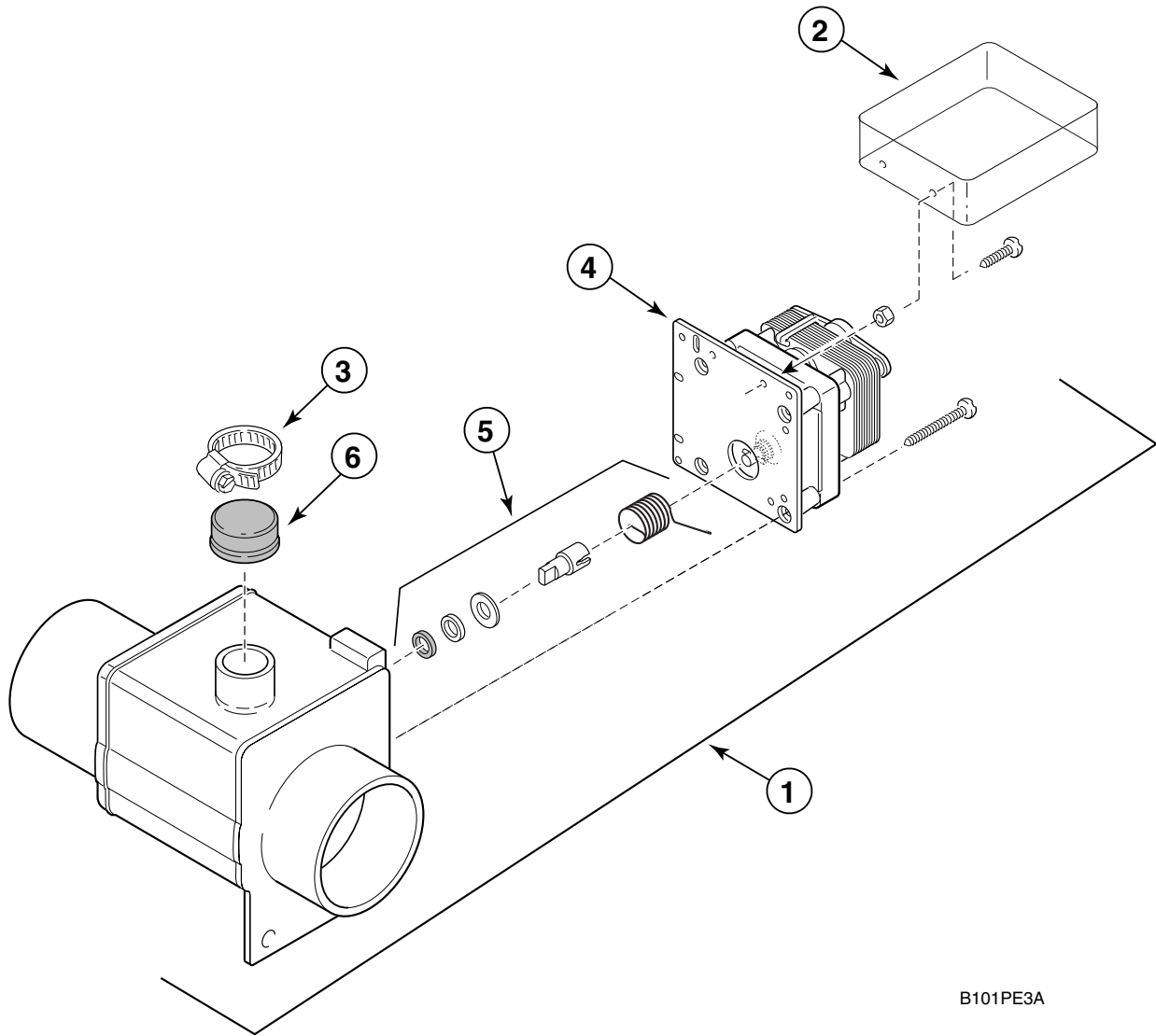


B014PE3E

Drain Valve Assembly (18, 25, 27 and 35lb.)

REF	PART #	DESCRIPTION	COMMENTS
	F602920	Drain Valve and Cover	110 Volt
	F603175	Drain Valve and Cover	220 Volt
1	F380920	Valve Body	
2	F380618	Drain Valve	120 Volt, 2 inch
	F380619	Drain Valve	208-230 Volt, 2 inch
3	F602761	Cover	
4	F380932	Motor	Round Shaft, 110 Volt, 60 Hertz
	F380933	Motor	Round Shaft, 220 Volt, 50 Hertz
	F380943	Motor	Keyed Shaft, 110 Volt, 60 Hertz
	G159764	Motor	Keyed Shaft, 220 Volt, 50 Hertz
	F380972	Motor	Keyed Shaft, 240 Volt, 50-60 Hertz
5	F380918	Drive Shaft And Seal Kit	

Drain Valve Assembly (50lb.)

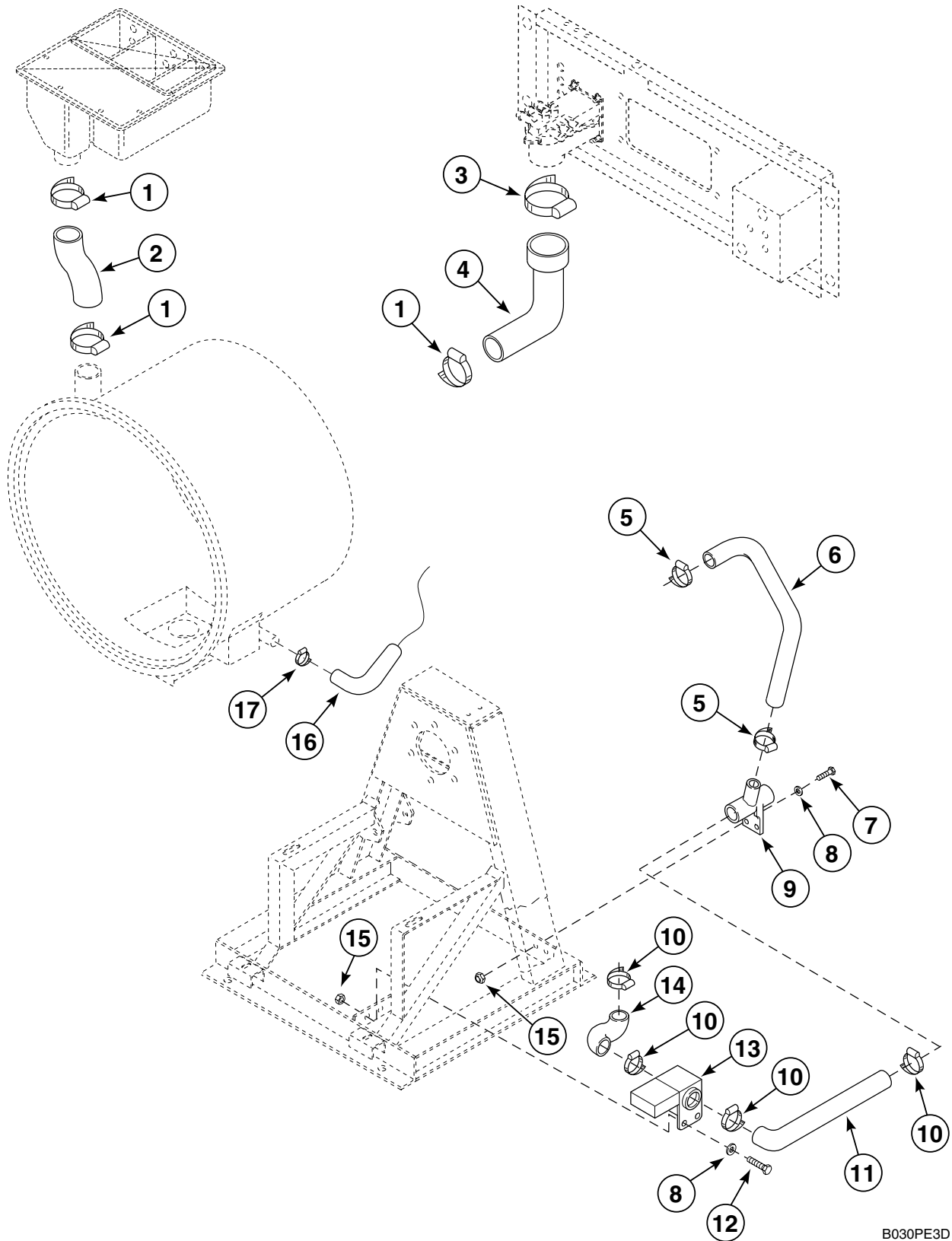


B101PE3A

Drain Valve Assembly (50lb.)

REF	PART #	DESCRIPTION	COMMENTS
1	F380628	Drain Valve	115 Volt, 50-60 Hertz
	F380629	Drain Valve	220 Volt, 50-60 Hertz
2	F602761	Cover	
3	F200215	Clamp	#28
4	F380932	Motor	Round Shaft, 110 Volt, 60 Hertz
	F380933	Motor	Round Shaft, 220 Volt, 50 Hertz
	F380943	Motor	Keyed Shaft, 110 Volt, 60 Hertz
	G159764	Motor	Keyed Shaft, 220 Volt, 50 Hertz
	F380972	Motor	Keyed Shaft, 240 Volt, 50-60 Hertz
5	F380918	Drive Shaft and Seal Kit	
6	F150352	Plug	

Drain Assembly, Hoses and Air Trap (2-Speed Models) (18, 25, 35 and 50lb.)

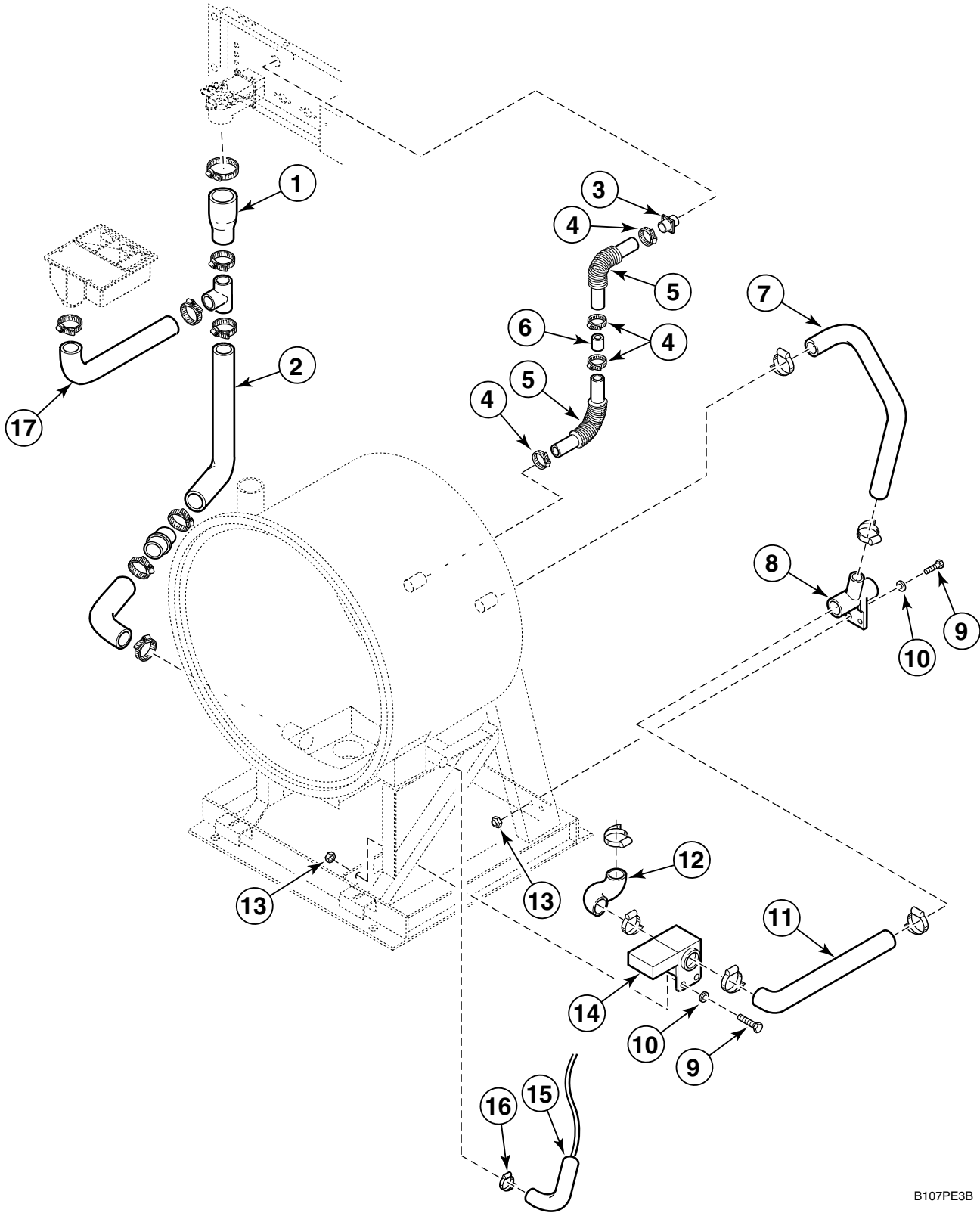


B030PE3D

Drain Assembly, Hoses and Air Trap (2-Speed Models) (18, 25, 35 and 50lb.)

REF	PART #	DESCRIPTION	COMMENTS
1	F200213	Clamp	#40
2	F150309	Soap Dispenser Hose	
3	F200219	Clamp	#48
4	F150321	Hose	HC18, HC35, SC18, SC35, UC18 and UC35
	F150372	Hose	HC25, SC25 and UC25
	F150340	Hose	HC50, SC50 and UC50
5	F200215	Clamp	#28
6	F150317	Overflow Hose	HC18, HC25, SC18, SC25, UC18 and UC25
	F150332	Overflow Hose	HC35, HC50, SC27, SC35 UC35, SC50 and UC50
7	F430103	Screw	
8	F430317	Washer	
9	F150318	Drain Tee	HC18, HC25, HC35, SC18, SC25, SC35, UC18, UC25 and UC35
	F150398	Drain Tee	HC50, SC50 and UC50
10	F200213	Clamp	#40; HC18, HC25, HC35, SC18, SC25, SC35, UC18, UC25 and UC35
	F200219	Clamp	#48; HC50, SC50 and UC50
11	F150311	Hose	HC18, SC18 and UC18
	F150331	Hose	HC25, HC35, SC25, SC35, UC25, UC27 and UC35
	F150399	Hose	HC50, SC50 and UC50
12	F430103	Screw	
13	F380618	Drain Valve	HC18, HC25, HC35, SC18, SC25, SC35, UC18, UC25 and UC35; 2" N.O., 110 Volt
	F380619	Drain Valve	HC18, HC25, HC35, SC18, SC25, SC35, UC18, UC25 and UC35; 2" N.O., 220 Volt
	F380628	Drain Valve	HC50, SC50 and UC50; 115 Volt, 50-60 Hertz
	F380629	Drain Valve	HC50, SC50 and UC50; 220 Volt, 50-60 Hertz
14	F150312	Hose	HC18, HC25, HC35, SC18, SC25, SC35, UC18, UC25 and UC35
	F150400	Hose	HC50, SC50 and UC50
15	F430215	Nut	
16	F200142	Air Trap Hose	
17	F200205	Clamp	#10

Drain Valve Assembly, Hoses and Air Trap (27lb.) (Bottom Fill)

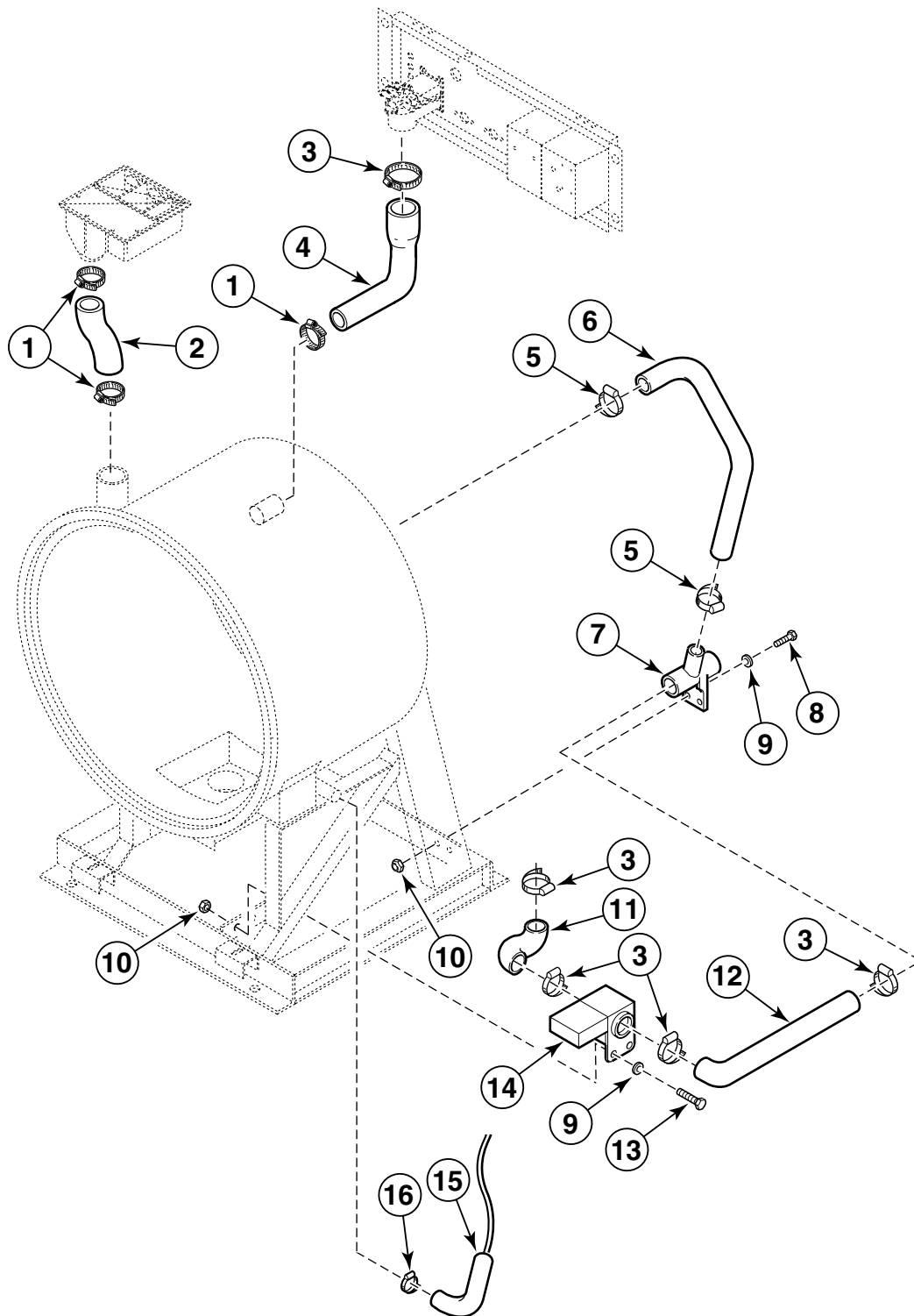


B107PE3B

Drain Valve Assembly, Hoses and Air Trap (27lb.) (Bottom Fill)

REF	PART #	DESCRIPTION	COMMENTS
1	F150321	Hose	
2	F150414	Hose	
3	F422517	Nipple	
4	F200204	Clamp	
5	F200170	Hose	
6	F608237	Union	
7	F150332	Hose	
8	F150318	Drain Tee	
9	F430103	Screw	
10	F430317	Washer	
11	F150331	Hose	
12	F150312	Hose	
13	F430215	Nut	
14	F380618	Drain Valve	110 Volt
	F380619	Drain Valve	220 Volt
15	F200142	Air Trap Hose	
16	F200205	Clamp	#10
17	F150331	Hose	

Drain Assembly, Hoses and Air Trap (18, 25, 35lb., HC50 and SC50, 3-Speed Models)

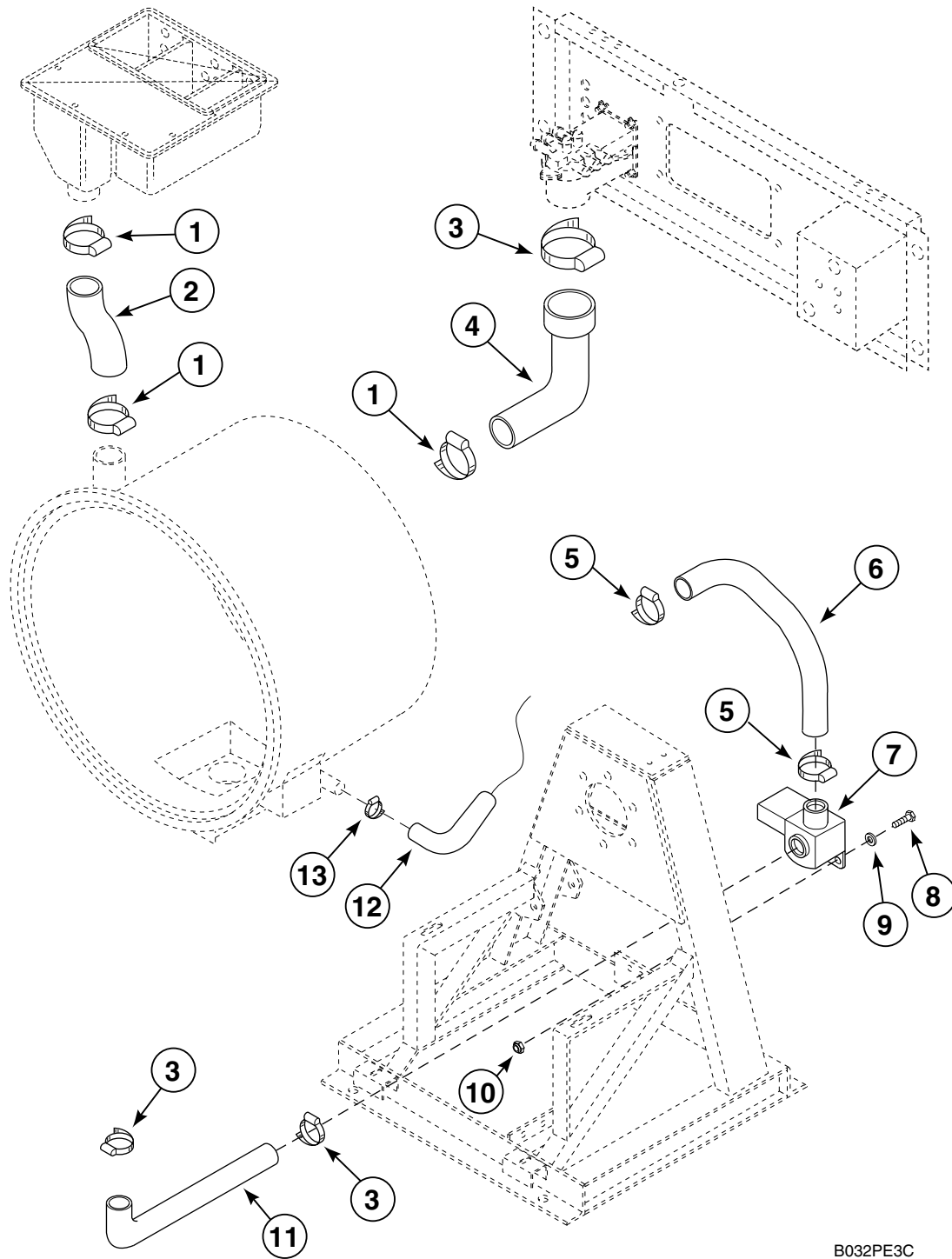


B163PE3A

Drain Assembly, Hoses and Air Trap (18, 25, 35lb., HC50 and SC50, 3-Speed Models)

REF	PART #	DESCRIPTION	COMMENTS
1	F200213	Clamp	#40
2	F150309	Soap Dispenser Hose	
3	F200219	Clamp	#48
4	F150372	Hose	
5	F200215	Clamp	
6	F150332	Hose	
7	F150318	Drain Tee	
8	F430103	Screw	
9	F430317	Washer	
10	F430215	Nut	
11	F150312	Hose	
12	F150331	Hose	
13	F150332	Hose	
14	F380618	Drain Valve	110 Volt
14	F380619	Drain Valve	220 Volt
15	F200142	Air Trap Hose	
16	F200205	Clamp	#10

Drain Valve Assembly, Hoses and Air Trap (UC50, 3-Speed Model)



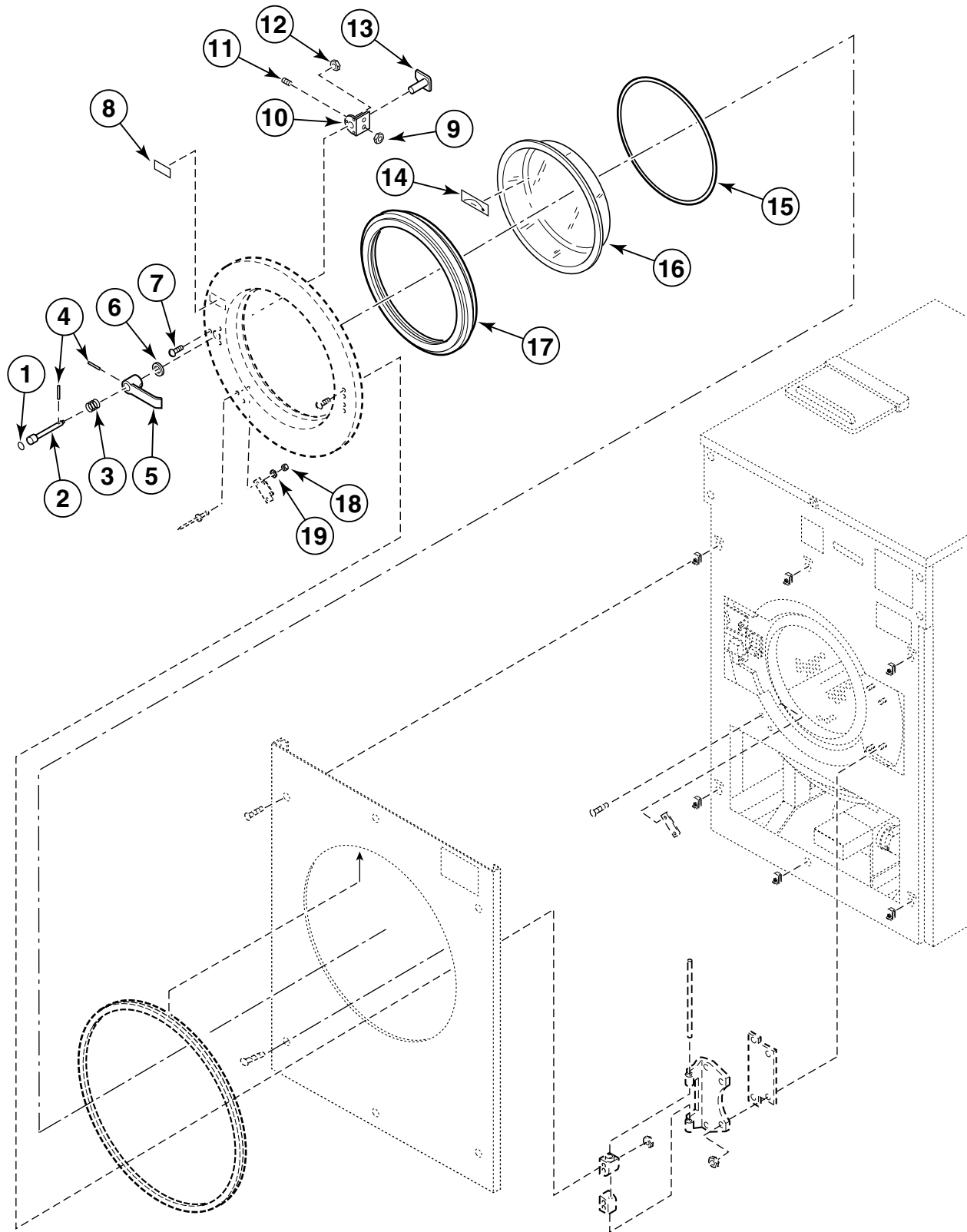
B032PE3C

Drain Valve Assembly, Hoses and Air Trap (UC50, 3-Speed Model)

REF	PART #	DESCRIPTION	COMMENTS
1	F200213	Clamp	
2	F150309	Hose	
3	F200219	Clamp	#48
4	F150340	Hose	
5	F200215	Clamp	#28
6	F150332	Hose	
7	F380628	Drain Valve	115 Volt, 50-60 Hertz
	F380629	Drain Valve	220 Volt, 50-60 Hertz
8	F430103	Screw	
9	F430317	Washer	
10	F430215	Nut	
11	F150356	Hose	
12	F200142	Air Trap Hose	
13	F200205	Clamp	#10

Door and Outer Front Panels

(Sheet 1 of 2)



B108PE3C

Door and Outer Front Panels

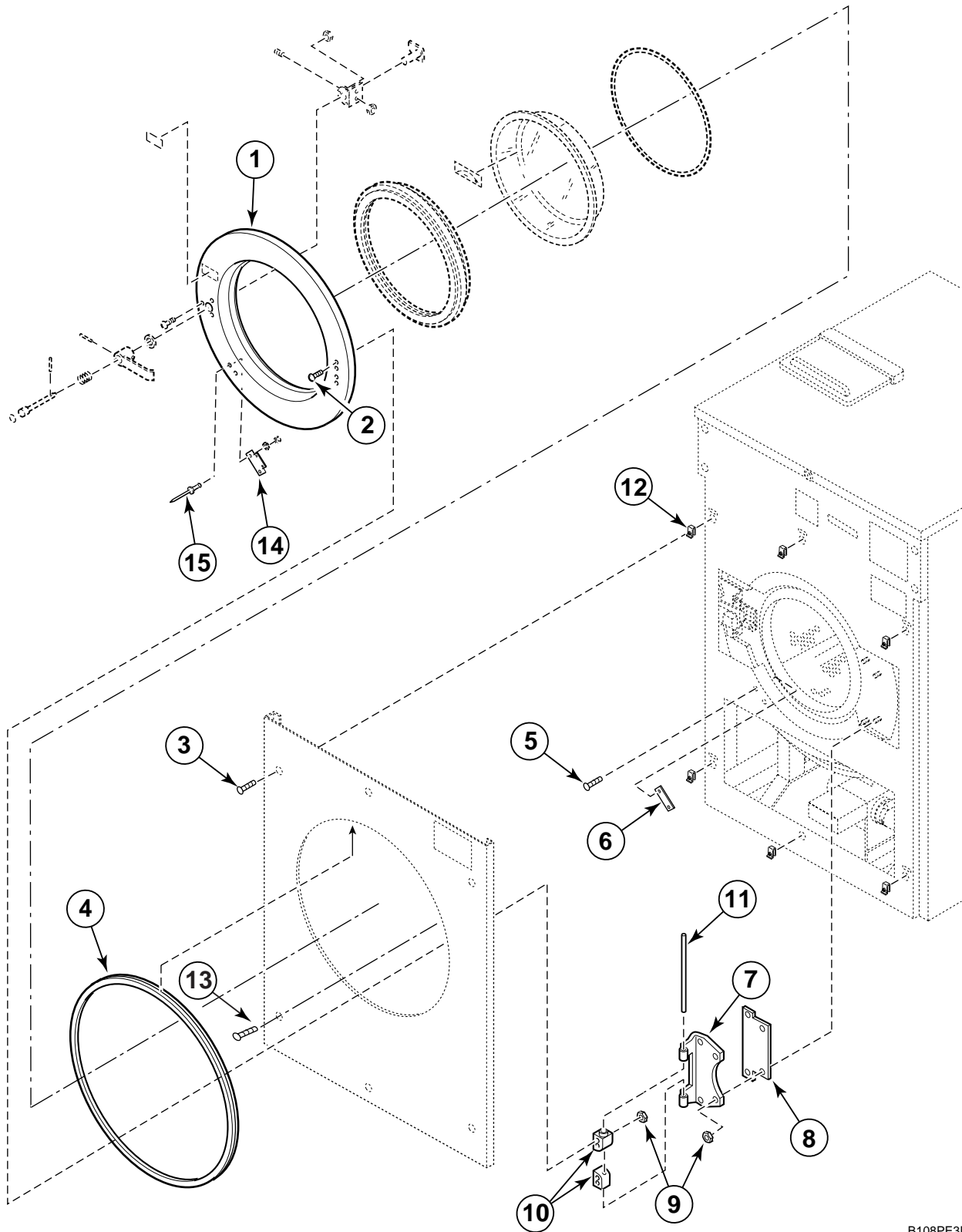
(Sheet 1 of 2)

REF	PART #	DESCRIPTION	COMMENTS
	F730155	Door Handle Kit	Includes reference numbers 1-5, 10
1	F230662	Decal	Red Dot
2	F320300	Pushbutton Rod	
3	F310125	Spring	
4	F431222	Roll Pin	
5	F150225	Handle	
6	F431907	Washer	Nylon
7	F430976	Screw	
8	F230661	Decal	Push Red Button
9	F431041	Nut	
10	F150227	Door Handle Spacer	
11	F430532	Set Screw	HC18, HC25, SC18, SC25, UC18 and UC25
	F430533	Set Screw	HC35, HC50, SC27, SC35, SC50, UC35 and UC50
12	F430232	Nut	
13	F150229	Latch Arm	
14	F230693	Decal	Counterclockwise Spin Rotation
15	F170209	Gasket O-ring	Used on old style UC18 Door Assembly
16	F290205P	Door Glass	HC18, HC25, SC18, SC25, UC18 and UC25
	F290207P	Door Glass	HC35, SC27, SC35 and UC35
	F290208P	Door Glass	HC50, SC50 and UC50
17	F170106	Gasket	HC18, HC25, SC18, SC25, UC18 and UC25
	F170123	Gasket	HC35, SC27, SC35 and UC35
	F170124	Gasket	HC50, SC50 and UC50
18	F431022	Nut	
19	F431113	Washer	#6

(continued)

Door and Outer Front Panels

(Sheet 2 of 2)



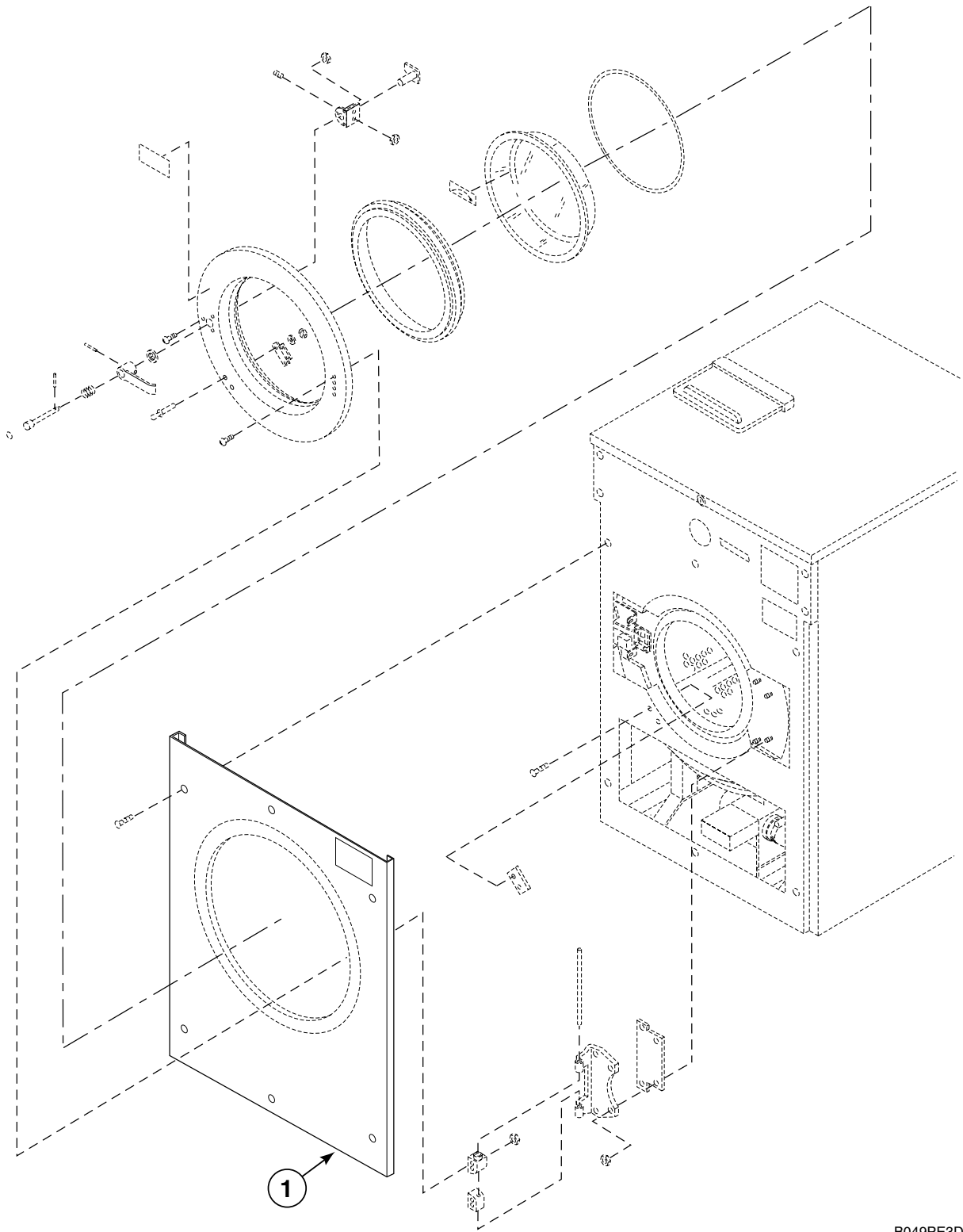
B108PE3D

Door and Outer Front Panels

(Sheet 2 of 2)

REF	PART #	DESCRIPTION	COMMENTS
1	F604079-3	Door	HC18, HC25, SC18, SC25, UC18 and UC25; Includes magnet
	F603239-3	Door	HC35, SC27, SC35 and UC35; Includes magnet
	F603901-3	Door	HC50, SC50 and UC50; Includes magnet
	F604079-1	Door	HC18, HC25, SC18, SC25, UC18 and UC25 (3-Speed)
	F604079-2	Door	HC18, HC25, SC18, SC25, UC18 and UC25
	F603239-1	Door	HC35, SC27, SC35 and UC35 (3-Speed)
	F603239-2	Door	HC35, SC27, SC35 and UC35
	F603901-1	Door	HC50, SC50 and UC50 (3-Speed), Coin
	F603901-2	Door	HC50, SC50 and UC50 (3-Speed), OPL
2	F430906	Screw	
3	F430986	Screw	
	F430956	Screw	
4	F150452	Extrusion Trim	
5	F431217	Rivet	
6	F340702	Door Magnet	MN, PN and SN models
7	F150224	Hinge	
8	F602679	Shim	As Required
9	F430215	Nut	
10	F150226	Door Mount	
11	F602813-2	Rod	HC18, HC25, HC35, SC18, SC25, SC27, SC35, UC18, UC25, UC27, UC35, HC50, SC50 and UC50
12	F430606	Nut	
13	F430916	Screw	
14	F340703	Door Magnet	
15	F432293	Screw	

Front Panel

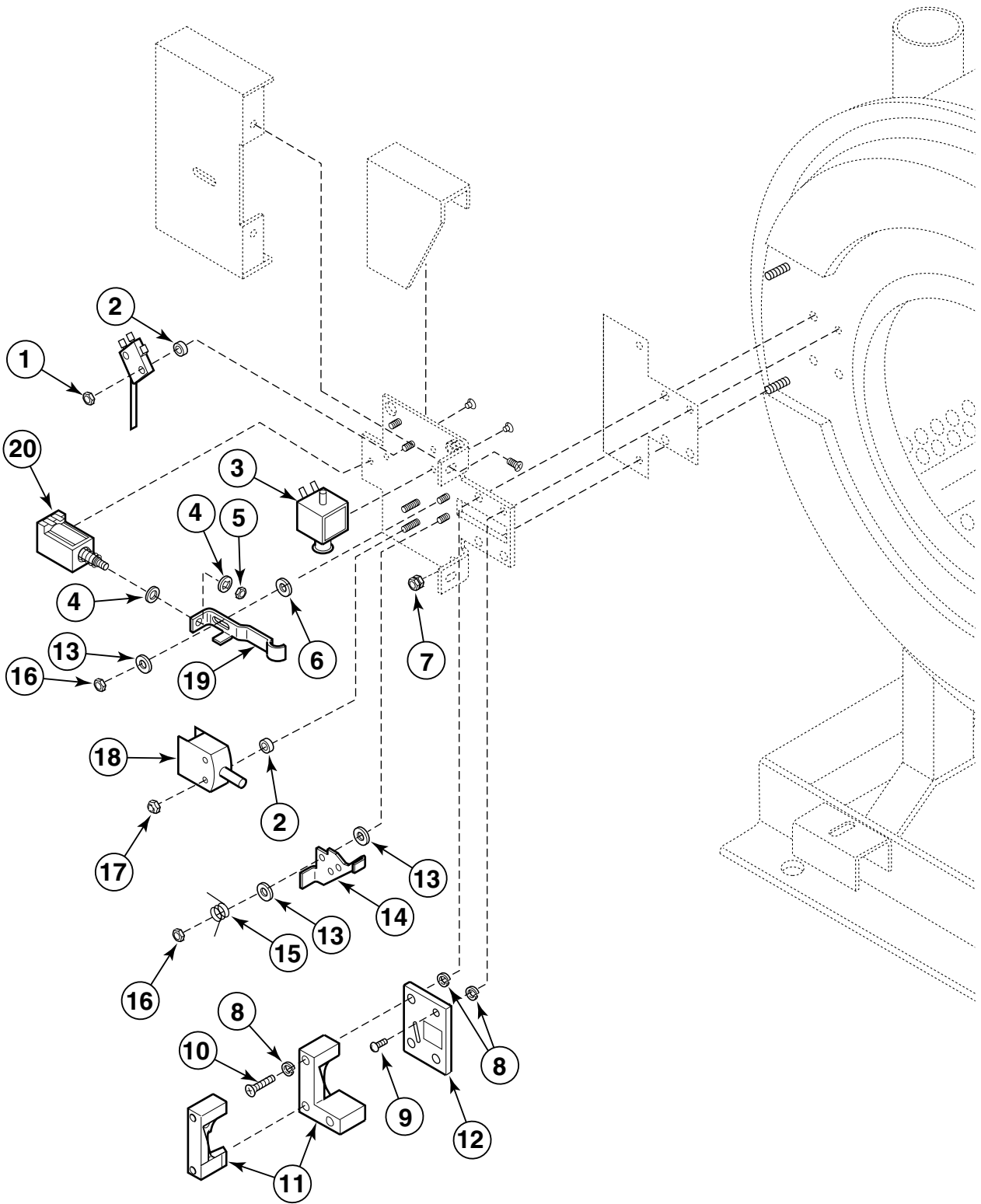


B049PE3D

Front Panel

REF	PART #	DESCRIPTION	COMMENTS
1	F757440	Front Panel Kit	HC18, SC18 and UC18 (2-Speed); SS, OPL
	F757406	Front Panel Kit	HC18, SC18 and UC18 (2-Speed); SS, Coin
	F757404	Front Panel Kit	HC18, SC18 and UC18 (2-Speed); White, Coin
	F757408	Front Panel Kit	HC18, SC18 and UC18 (2-Speed); Almond, Coin
	F757445	Front Panel Kit	HC25, SC25 and UC25 (2-Speed); SS, OPL
	F757414	Front Panel Kit	HC25, SC25 and UC25 (2-Speed); SS, Coin
	F757413	Front Panel Kit	HC25, SC25 and UC25 (2-Speed); Almond, Coin
	F757410	Front Panel Kit	HC25, SC25 and UC25 (2-Speed); White, Coin
	F757485-01	Front Panel Kit	SC27; SS, OPL
	F757484-01	Front Panel Kit	SC27; SS, Coin
	F757484-02	Front Panel Kit	SC27; Almond, Coin
	F757484-05	Front Panel Kit	SC27; White, Coin
	F757450	Front Panel Kit	HC35, SC35 and UC35 (2-Speed); SS, OPL
	F757419	Front Panel Kit	HC35, SC35 and UC35 (2-Speed); SS, Coin
	F757418	Front Panel Kit	HC35, SC35 and UC35 (2-Speed); Almond, Coin
	F757415	Front Panel Kit	HC35 and UC35 (2-Speed); White, Coin
	F757455	Front Panel Kit	HC50, SC50 and UC50; SS, OPL
	F757405	Front Panel Kit	HC50, SC50 and UC50; SS, Coin
	F757422	Front Panel Kit	HC50, SC50 and UC50; Almond, Coin
	F757423	Front Panel Kit	HC50, SC50 and UC50; White, Coin

Door Interlock (MC and PC Models)

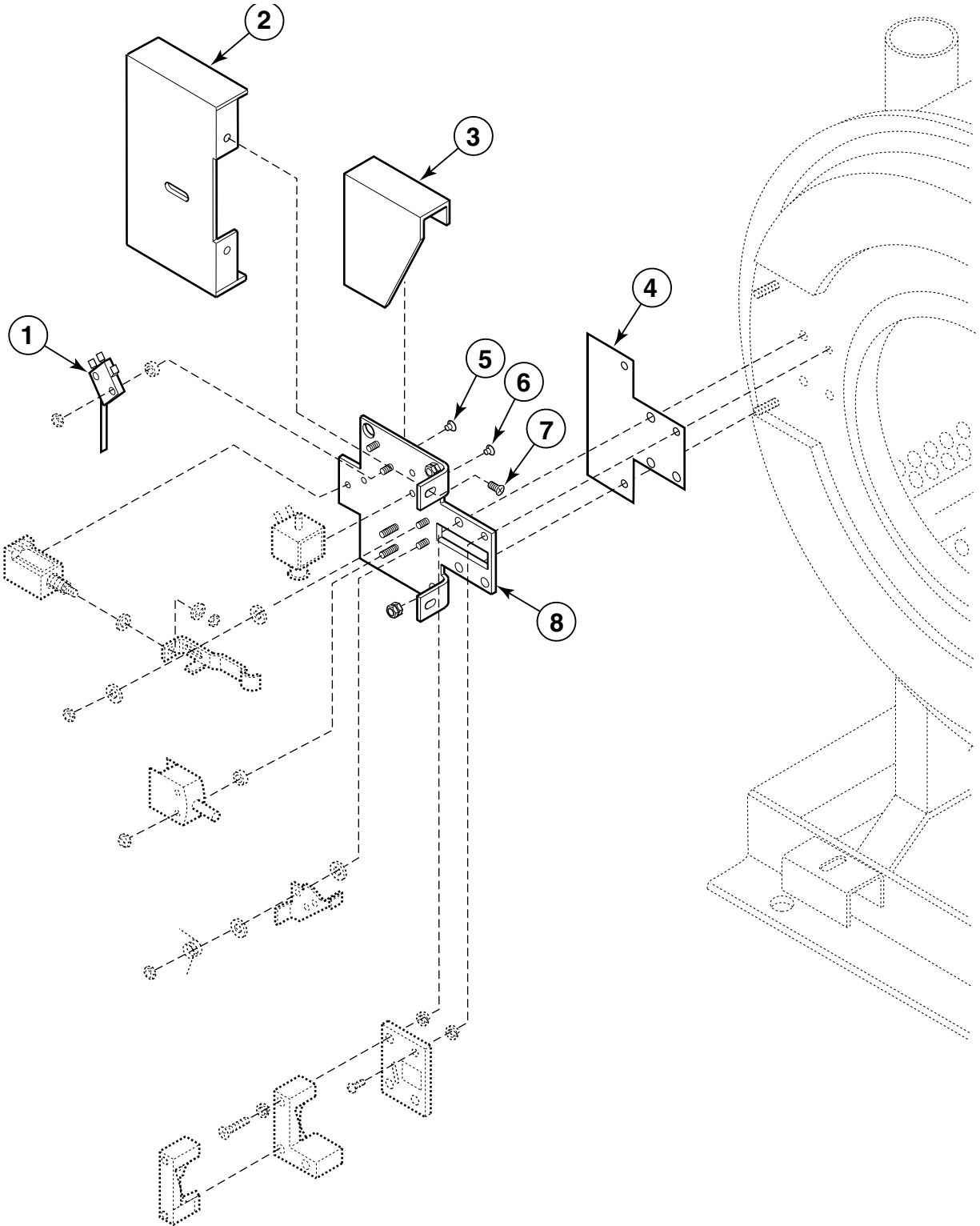


B109PE3A

Door Interlock (MC and PC Models)

REF	PART #	DESCRIPTION	COMMENTS
	F603390-1	Door Lock Assembly	HC18, HC25, HC35, UC18, UC25, UC35 and UC50; MC Models; 220 Volt
	F603390-2	Door Lock Assembly	HC50 and UC50; 220 Volt; MC Models
	F603390-3	Door Lock Assembly	HC18, HC25, HC35, SC18, SC25, SC27, SC35, UC18, UC25 and UC35; With L-catch, 120 Volt
	F603390-4	Door Lock Assembly	HC50, SC50 and UC50; With L-catch, 220 Volt
	F604449-1	Door Lock Assembly	HC18, HC25, HC35, UC18, UC25, UC35 and UC50; 110/220 Volt; PC Models
	F604449-2	Door Lock Assembly	HC50, SC50 and UC50; 110/220 Volt; PC Models
	F604449-3	Door Lock Assembly	HC18, HC25, HC35, SC18, SC25, SC27, SC35, UC18, UC25 and UC35; With L-catch, 110/220 Volt; MC Models
	F602509-1	Door Lock Assembly	HC18, HC25, HC35, UC18, UC25 and UC35; 120 Volt; MC Models
	F602509-2	Door Lock Assembly	HC50 and UC50; 120 Volt; MC Models
	F602509-3	Door Lock Assembly	HC18, HC25, HC35, SC18, SC25, SC27, SC35, UC18, UC25 and UC35; With L-catch, 120 Volt
	F602509-4	Door Lock Assembly	HC50, SC50 and UC50; With L-catch; 120 Volt; MC Models
1	F430225	Nut	
2	F431901	Washer	#6
3	F300113	Door Lock Solenoid	
4	F431123	Washer	#10
5	F430220	Nut	
6	F431903	Washer	#8, shoulder
7	F430215	Nut	
8	F431100	Lockwasher	
9	F430925	Screw	
10	F430983	Screw	HC18, HC25, SC18, SC25, SC27, UC18 and UC25
	F430982	Screw	HC35, HC50, SC35, SC50, UC35 and UC50
11	F150261	Catch	L-Catch
	F150223	Catch	I-Catch
12	F602567	Cover	
13	F431902	Washer	#8, flat
14	F605381	Lever	
15	F310110	Torsion Spring	
16	F430232	Nut	
17	F430231	Nut	
18	F340200	Switch	
	F340201	Switch	PC Models Only
19	F602540	Pushbutton Stop	
20	F300112	Door Release Solenoid	

Door Interlock (MC and PC Models)

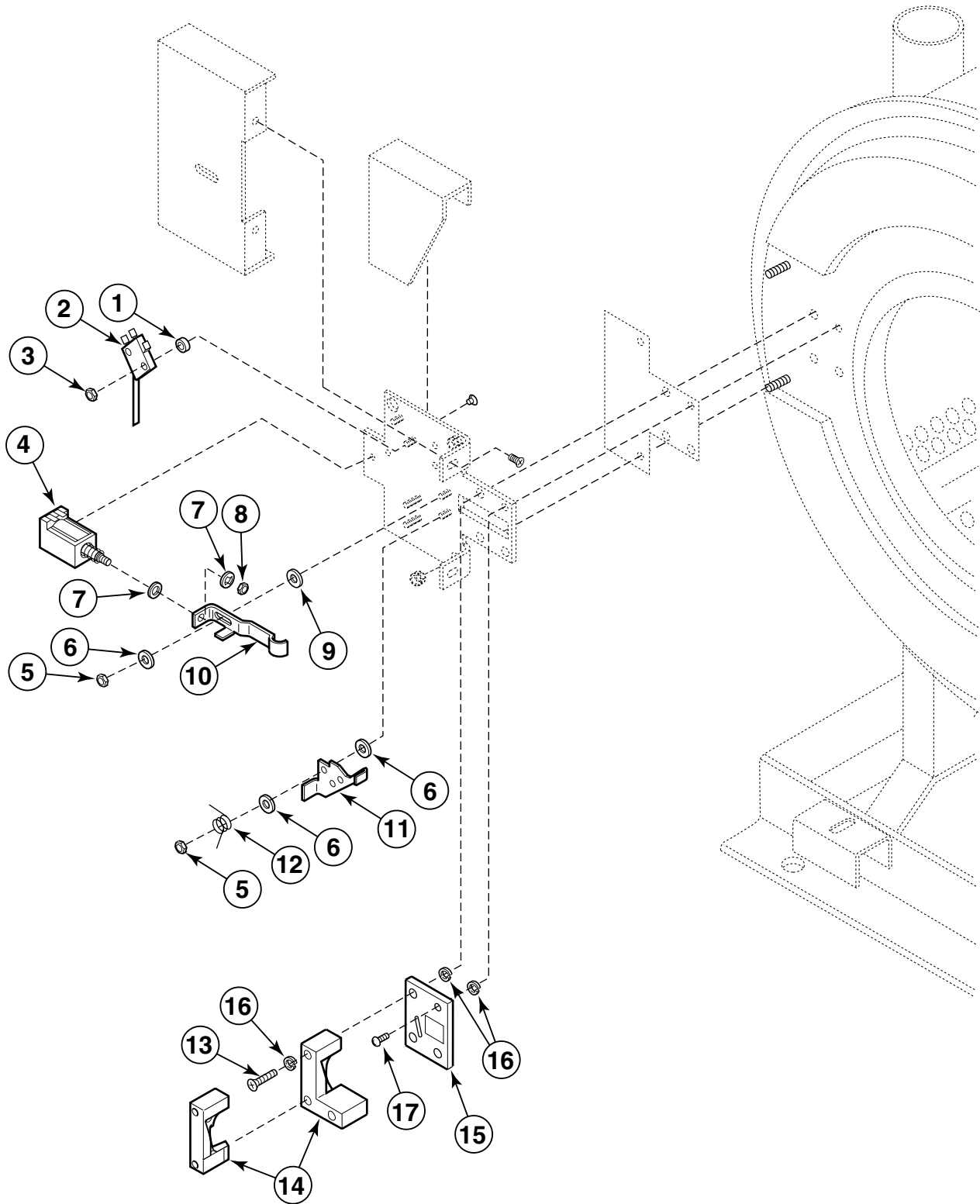


B110PE3A

Door Interlock (MC and PC Models)

REF	PART #	DESCRIPTION	COMMENTS
1	F340919	Microswitch	
2	F603003	Cover	
3	F320200	Splash Shield	
4	F603185	Shim	AS Required
5	F430977	Screw	
6	F430978	Screw	
7	F430174	Screw	
8	F602511-1	Door Lock Subassembly	Coin
	F602511-2	Door Lock Subassembly	Includes L-catch; Coin

Door Interlock (MN, PN and SN Models)

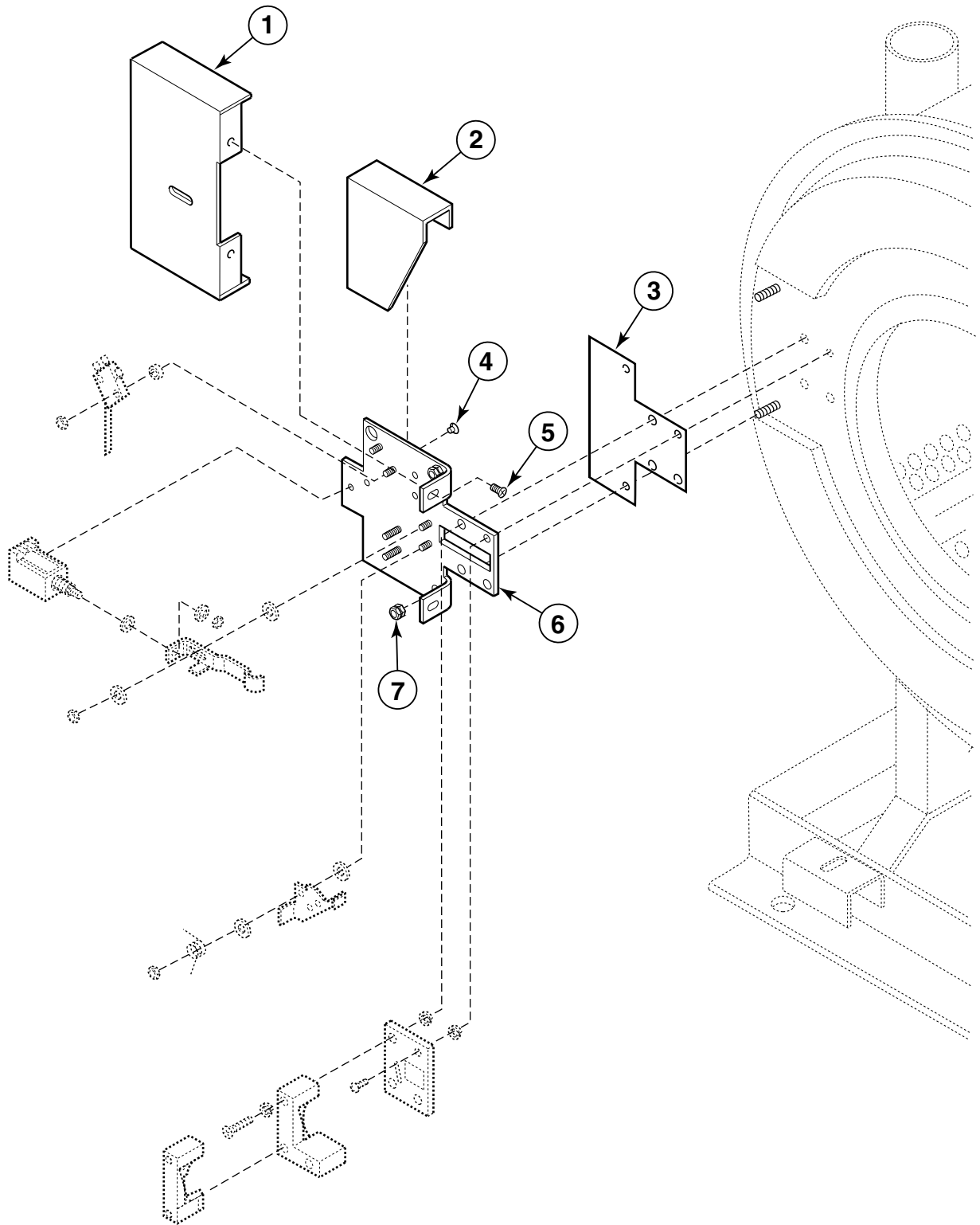


B111PE3A

Door Interlock (MN, PN and SN Models)

REF	PART #	DESCRIPTION	COMMENTS
	F605406-2	Door Lock Wiring Harness	
	F607225-2	Door Lock Wiring Harness	
	F607226-2	Door Lock Wiring Harness	
	F746502	Door Lock Kit	Includes 1-3, 5-12
	F746501	Door Lock Kit	Includes 1-3, 5-12
	F605386-3	Door Lock Assembly	
	F605386-4	Door Lock Assembly	
	F605386-5	Door Lock Assembly	
	F605386-6	Door Lock Assembly	
	F605386-7	Door Lock Assembly	
	F605386-8	Door Lock Assembly	
	F605386-9	Door Lock Assembly	
	F605386-10	Door Lock Assembly	
	F605386-11	Door Lock Assembly	
	F605386-12	Door Lock Assembly	
	F605386-13	Door Lock Assembly	
	F605386-14	Door Lock Assembly	
1	F431901	Washer	
2	F340919	Microswitch	
3	F430225	Nut	
4	F300112P	Solenoid	110-220 Volt DC
	F300123	Solenoid	240 Volt AC
5	F430232	Nut	
6	F431902	Washer	#8, flat
7	F431123	Washer	#10
8	F430220	Nut	
9	F431903	Washer	#8, shoulder
10	F605382	Pushbutton Stop	
11	F605381	Lever	
12	F310110	Torsion Spring	
13	F430983	Screw	
	F430982	Screw	
14	F150261	Catch	L-catch
	F150223	Catch	I-catch
15	F602567	Cover	
16	F431100	Washer	
17	F430925	Screw	

Door Interlock (MN, PN and SN Models)



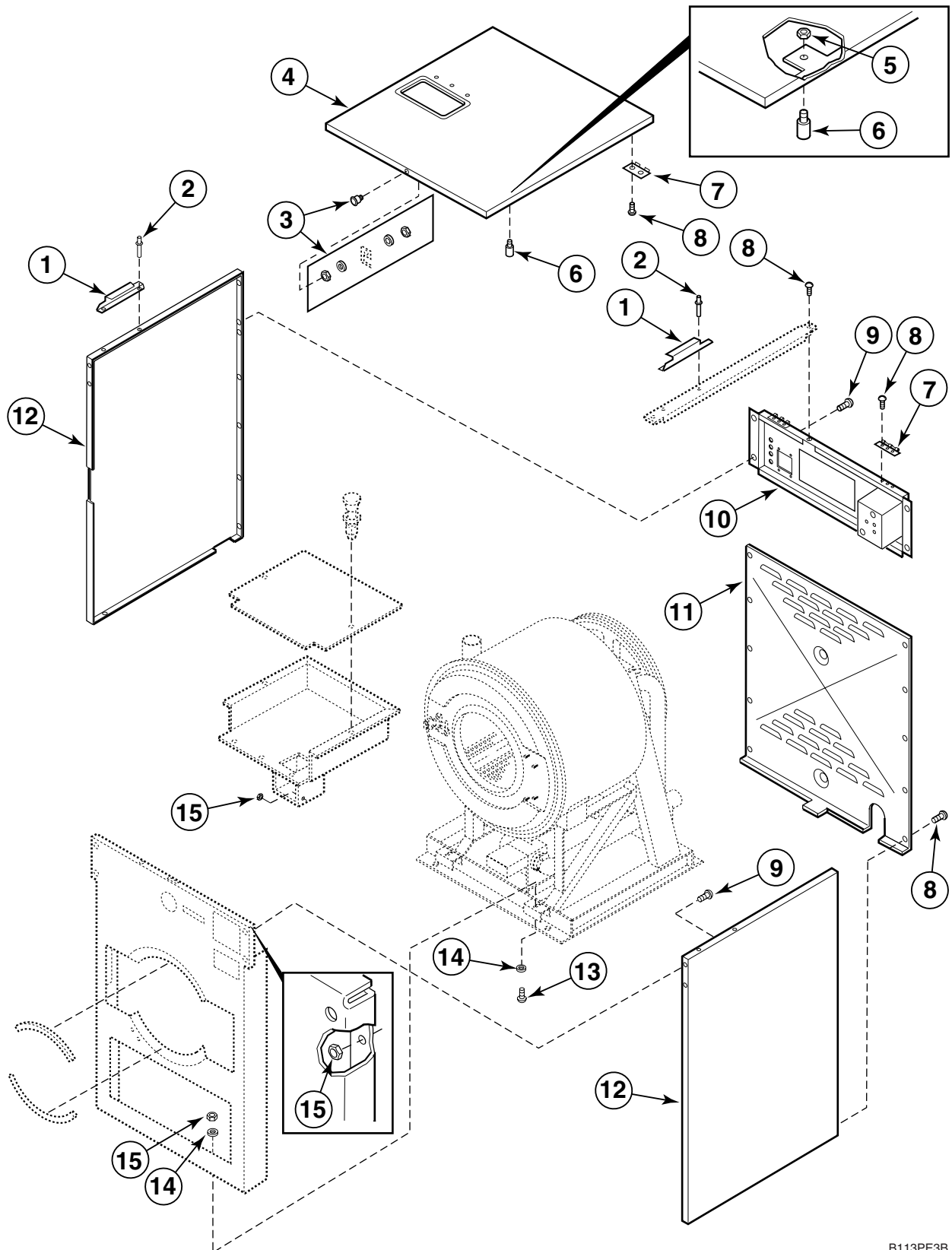
B112PE3A

Door Interlock (MN. PN and SN Models)

REF	PART #	DESCRIPTION	COMMENTS
1	F603003	Cover	
2	F320200	Splash Shield	
3	F603185	Shim	
4	F430977	Screw	
	F430978	Screw	SC18, SC35 and SC50 (MN and SN); UC18, UC35 and UC50 (OPL Models)
5	F430174	Screw	
6	F605394	Door Lock Plate Sub-Assembly	
7	F430215	Nut	

Panels (MC and MN Models, 2-Speed and PC, PN and SN Models, 3-Speed)

(Sheet 1 of 2)



B113PE3B

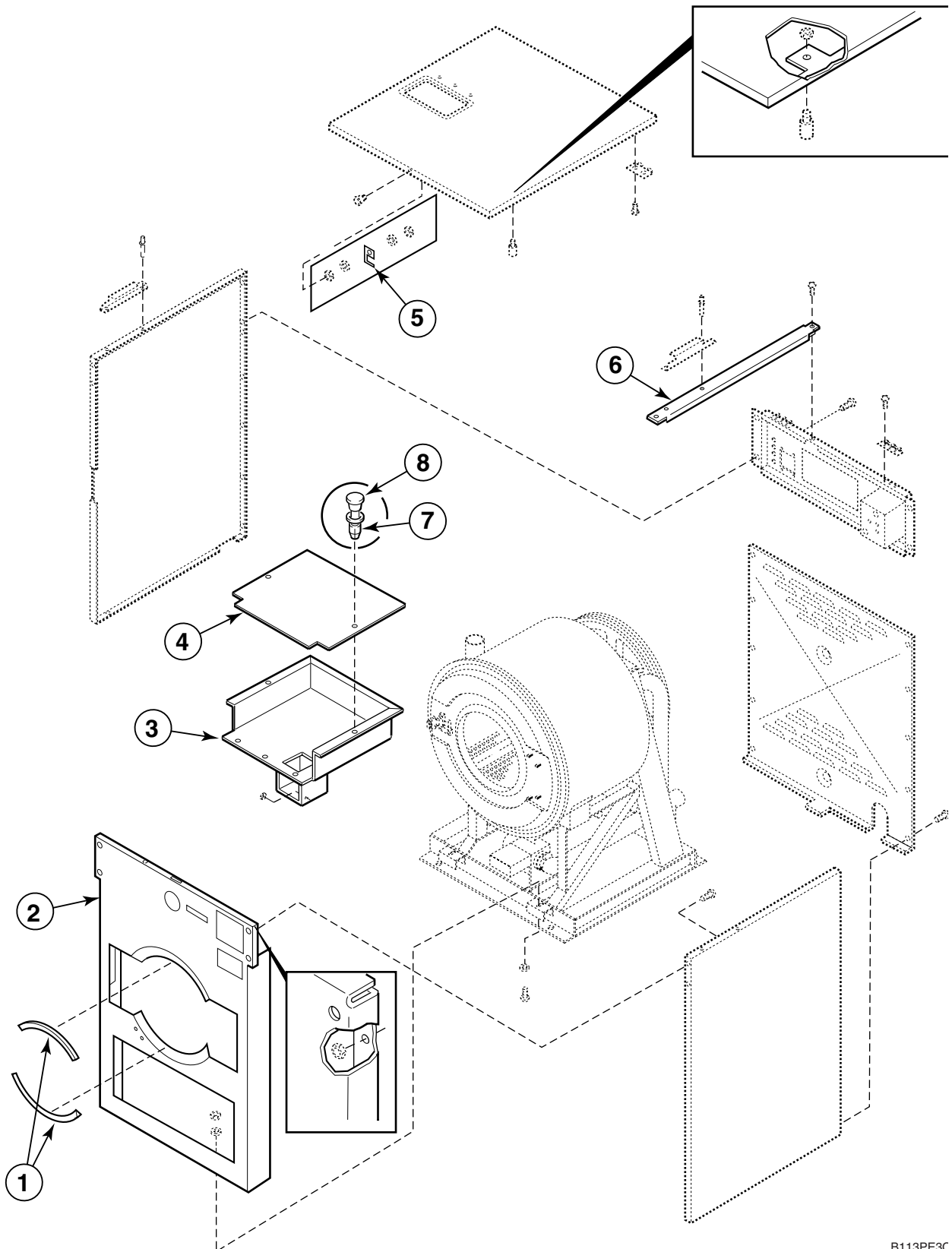
Panels (MC and MN Models, 2-Speed and PC, PN and SN Models, 3-Speed)

(Sheet 1 of 2)

REF	PART #	DESCRIPTION	COMMENTS
	F160562	Key	GR3800 for F190802
	F190805-1	Key	RL003 for F190805 and 3-speed PC, PN, SN models
1	F602722	Bracket	
2	F431215	Rivet	
3	F190802	Lock	GR3800
	F190805	Lock	RL003
4	F758003	Top Cover Kit	HC18, SC18 and UC18, includes #7 and 8
	F758002-01	Top Cover Kit	HC25, SC25 and UC25, includes #7 and 8
	F758000-01	Top Cover Kit	HC35, HC50, SC35, SC50, UC35 and UC50, includes #7 and 8
	F631963	Top Cover	SC27
5	F430231	Nut	
6	F390300	Stud	
7	F190203	Hinge	
8	F430174	Screw	
9	F430925	Screw	
10	F758206	Valve Panel Kit	HC18, HC25, SC18, SC25, UC18 and UC25, includes #9 and 15
	F758207	Valve Panel Kit	HC35, SC35 and UC35, includes #9 and 15
	F758208	Valve Panel Kit	HC50, SC50 and UC50, includes #9 and 15
	F631957	Valve Panel	SC27, MC, MN, 2-speed
11	F757000	Rear Panel Kit	HC18, SC18 and UC18, includes #8
	F757001	Rear Panel Kit	HC25, SC25, SC27 and UC25, MC, MN, 2-speed, includes #8
	F757003	Rear Panel Kit	HC35, SC35 and UC35
	F757002	Rear Panel Kit	HC50, SC50 and UC50
	F603475	Rear Panel Kit	SC27; PC, PN, SN, 2-speed
12	F635270-1	Panel	HC18, SC18 and UC18; Left
	F635272-1	Panel	HC25, SC25 and UC25; Left
	F635274-1	Panel	HC27, SC27, UC27, Left
	F634499-1	Panel	HC35, SC35, UC35, Left
	F634396-1	Panel	HC50, SC50 and UC50; Left
	F635271-1	Panel	HC18, SC18, UC18; Right
	F635273-1	Panel	HC25, SC25, UC25; Right
	F635275-1	Panel	HC27, SC27, UC27; Right
	F634500-1	Panel	HC35, SC35 and UC35; Right
	F634397-1	Panel	HC50, SC50 and UC50; Right
	F757602	Side Panel Kit	HC35, SC35, UC35; Left
	F757603	Side Panel Kit	HC50, SC50, UC50; Left
13	F430108	Screw	
14	F430317	Washer	
15	F430215	Nut	

Panels (MC and MN Models, 2-Speed and PC, PN and SN Models, 3-Speed)

(Sheet 2 of 2)



B113PE3C

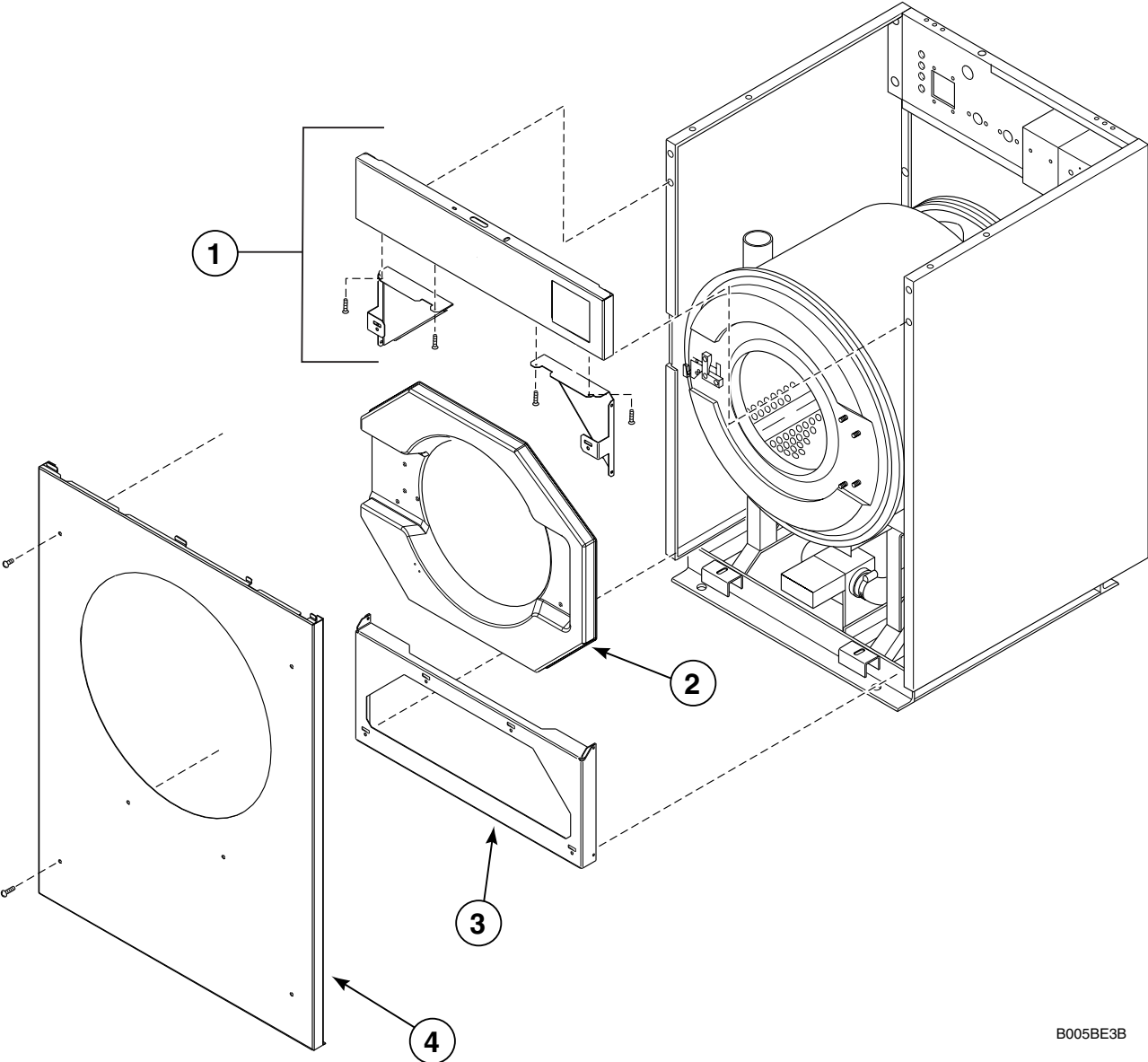
Panels (MC and MN Models, 2-Speed and PC, PN and SN Models, 3-Speed)

(Sheet 2 of 2)

REF	PART #	DESCRIPTION	COMMENTS
1	F170401	Trim	Sold per foot, SC, UC, HC 18-50; MC, MN, 2-speed; PC, PN, SN, 3-speed
	F610203	Trim	SC18 and UC18; MC, MN, 3-speed
	F610396	Trim	SC35 and UC35; MC, MN, 3-speed
	F610106	Trim	SC50 and UC50; MC, MN, 3-speed
2	F757207	Inner Front Panel Kit	HC18, SC18 and UC18; MC, MN, includes #2, 9, 15, 16; 2- and 3-speed
	F757204	Inner Front Panel Kit	HC25, SC25 and UC25, includes #2, 9, 15, 16; 2-speed
	F757203	Inner Front Panel Kit	HC35, SC35 and UC35, includes #2, 9, 15, 16; 2- and 3-speed
	F757200	Inner Front Panel Kit	HC50, SC50 and UC50, includes #2, 9, 15, 16; 2- and 3-speed
	F631968-2	Inner Front Panel	SC27
	F757206	Inner Front Panel Kit	SC18, UC18, UC25; PC, PN, SN models
	F757202	Inner Front Panel Kit	SC35, UC35; PC, PN, SN models
	F757201	Inner Front Panel Kit	SC50, UC50; PC, PN, SN models
	F757205	Inner Front Panel Kit	HC, SC, UC25; PC, PN, SN, 2-speed
	F631968-1	Inner Front Panel Kit	SC27; PC, PN, SN, 2-speed
3	F602694	Electrical Box Assembly	
4	F602961	Cover	
5	F602753	Latch	
6	F602620	Top Brace	HC18, SC18 and UC18
	F606239	Top Brace	HC25, SC25 and UC25
	F631247	Top Brace	SC27
	F603014	Top Brace	HC35, SC35 and UC35
	F603227	Top Brace	HC50, SC50 and UC50
7	F170607	Grommet	
8	F432005	Rivet	

Inner Front Panel Kit Replacements – OPL Models

For Machines Manufactured after 8-2-99



B005BE3B

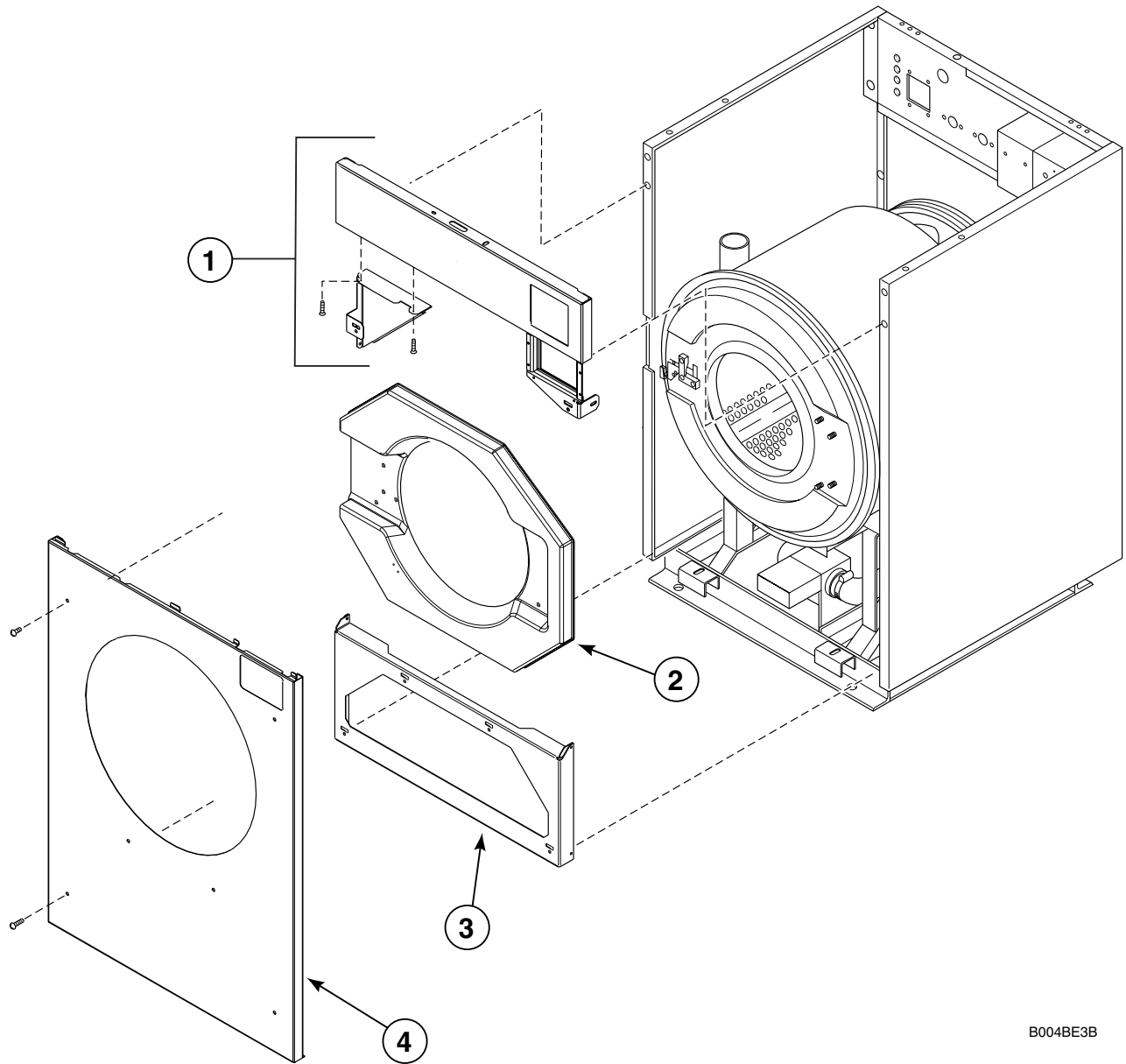
Inner Front Panel Kit Replacements – OPL Models

For Machines Manufactured after 8-2-99

REF	PART #	DESCRIPTION	COMMENTS
1	F634807-2	Control Panel Assembly	HC/SC/UC18MN
	F634823-2	Control Panel Assembly	HC/SC/UC27MN
	F634826-2	Control Panel Assembly	HC/SC/UC35MN
	F634829-2	Control Panel Assembly	HC/SC/UC50MN
2	F634668-1	Bezel	SC/UC18MN
	F634668-2	Bezel	HC18MN
	F634472-1	Bezel	SC/UC27MN, SC/UC35MN
	F634472-2	Bezel	HC27MN, HC35MN
	F634778-1	Bezel	SC/UC50MN
	F634778-2	Bezel	HC50MN
3	F634800	Lower Brace	HC/SC/UC18MN
	F634801	Lower Brace	HC/SC/UC27MN
	F634802	Lower Brace	HC/SC/UC35MN
	F634803	Lower Brace	HC/SC/UC50MN
4	F634683	Outer Front Panel	HC/SC/UC18MN - Stainless Steel
	F634666	Outer Front Panel	HC/SC/UC27MN - Stainless Steel
	F634817	Outer Front Panel	HC/SC/UC35MN - Stainless Steel
	F634765	Outer Front Panel	HC/SC/UC50MN - Stainless Steel

Inner Front Panel Kit Replacements – Coin Models

For Machines Manufactured after 8-2-99



B004BE3B

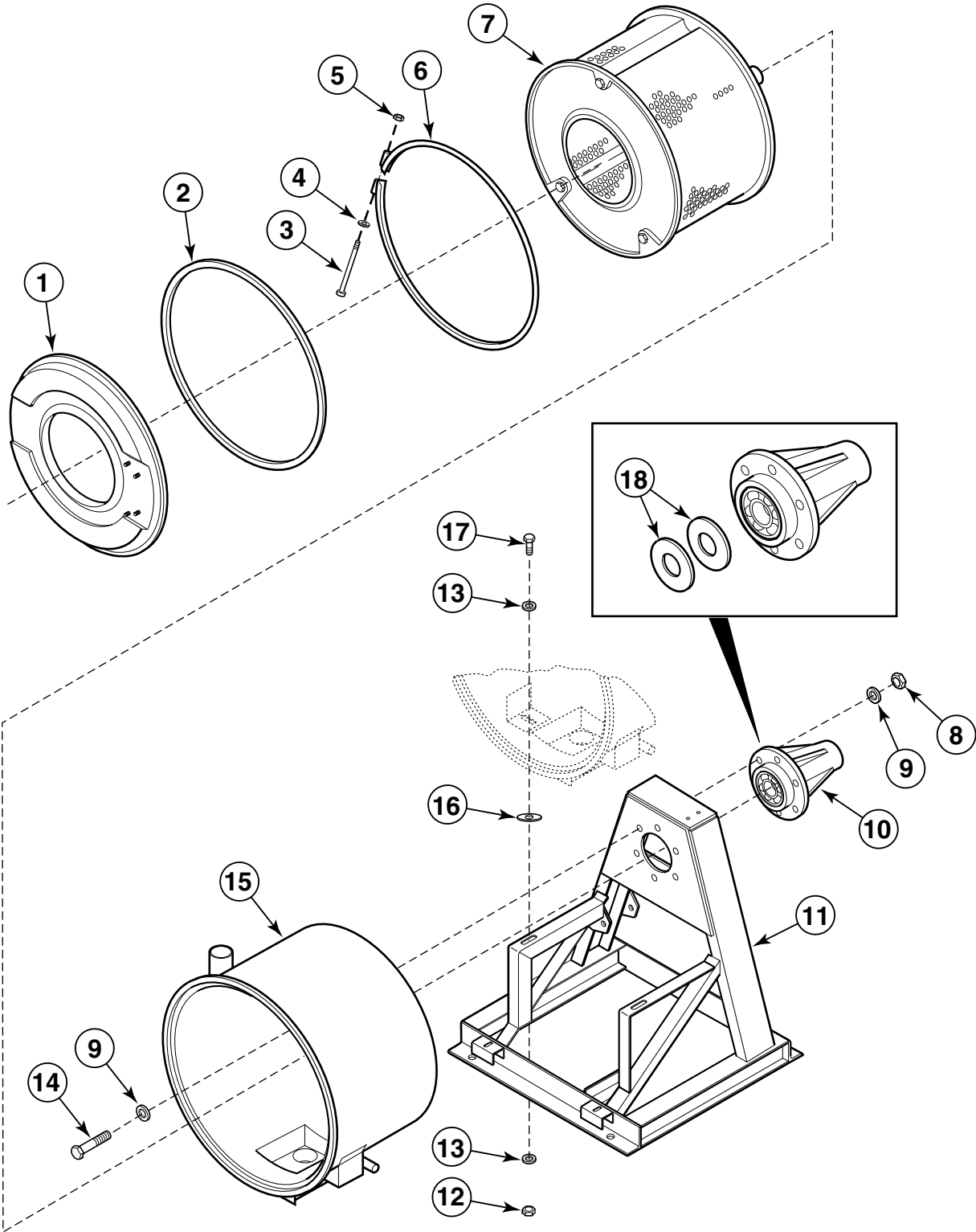
Inner Front Panel Kit Replacements – Coin Models

For Machines Manufactured after 8-2-99

REF	PART #	DESCRIPTION	COMMENTS
1	F634807-1	Control Panel Assembly	HC18MX, SC18MX, HC25MX, SC25MX
	F634808-1	Control Panel Assembly	HC18VC, HC25VC
	F634823-1	Control Panel Assembly	HC27MC, SC27MX
	F634824-1	Control Panel Assembly	HC27PC, SC27PC and UC27PC
	F634826-1	Control Panel Assembly	HC35MX, SC35MX
	F634827-1	Control Panel Assembly	HC35VC
	F634829-1	Control Panel Assembly	HC50MX, SC50MX
	F634830-1	Control Panel Assembly	HC50VC
2	F170416-1	Bezel	SC18MX, SC25MX
	F170416-2	Bezel	HC18MX, HC18VC, HC25MX, HC25VC
	F170417-1	Bezel	SC27MX, SC/UC27PC, SC35MX
	F170417-2	Bezel	HC27MC, HC27VC, HC35MX, HC35VC
	F170418-1	Bezel	SC50MX
	F170418-2	Bezel	HC50MX, HC50VC
3	F634800	Lower Brace	HC18MX, SC18MX, HC18VC, SC25MX, HC25MX, HC25VC
	F634801	Lower Brace	SC27MX, HC27MC, SC/UC27PC, HC27VC
	F634802	Lower Brace	SC35MX, HC35MX, HC35VC
	F634803	Lower Brace	SC50MX, HC50MX, HC50VC
4	F634665-*	Outer Front Panel	SC27MX, HC27MC, SC/UC27PC, HC27VC
	F634682-*	Outer Front Panel	SC18MX, HC18MX, HC18VC, SC18EC
	F634764-*	Outer Front Panel	SC50MX, HC50MX, HC50VC
	F634816-*	Outer Front Panel	SC35MX, HC35MX, HC35VC, SC35EC
	F634836-*	Outer Front Panel	SC25MX, HC25MX, HC25VC, SC25EC

* Denotes color of Outer Front Panel: -1 Stainless Steel; -2 Almond; -3 White

Shell Front, Basket, Outer Shell and Trunnion Assembly (2-Speed Models)

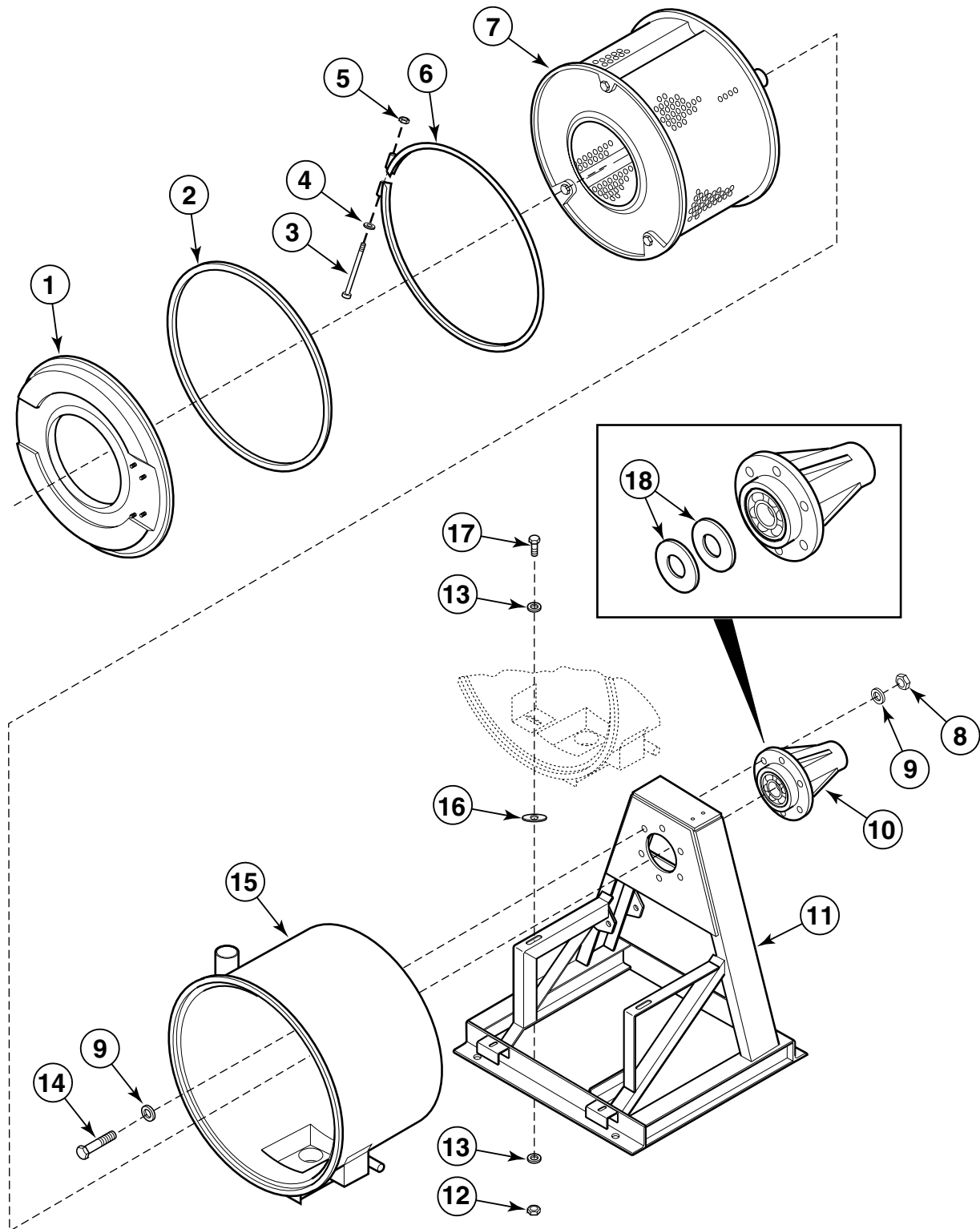


B117PE3A

Shell Front, Basket, Outer Shell and Trunnion Assembly (2-Speed Models)

REF	PART #	DESCRIPTION	COMMENTS
	F632006	Shell Front Assembly	SC27
1	F741300	Shell Front Kit	HC18, HC25, SC18, SC25, UC18 and UC25; includes items 4 and 5
	F741301-01	Shell Front Kit	HC35, SC35 and UC35; includes items 4 and 5
	F741302-01	Shell Front Kit	HC50, SC50 and UC50; includes items 4 and 5
2	F792000	Front Shell Gasket Kit	
3	F430518	Screw	
4	F430317	Washer	
5	F430215	Nut	
6	F741700	Shell Band Kit	HC18, HC25, SC18, SC25, UC18 and UC25; includes items 4 and 5
	F631977	Shell Band Assembly	SC27
	F741701	Shell Band Assembly Kit	HC35, SC35 and UC35; includes items 4 and 5
	F741702	Shell Band Assembly Kit	HC50, SC50 and UC50; includes items 4 and 5
7	F602241-1	Basket Assembly	HC18, SC18 and UC18
	F606214	Basket Assembly	HC25, SC25 and UC25
	F631927	Basket Assembly	SC27
	F603225-1	Basket Assembly	HC35, SC35 and UC35
	F603900-1	Basket Assembly	HC50, SC50 and UC50
8	F430239	Nut	HC18, HC25, SC18, SC25, SC27, UC18 and UC25
	F430240	Nut	HC35, SC35, UC35, HC50, SC50 and UC50
9	F431128	Washer	HC18, HC25, SC18, SC25, SC27, UC18 and UC25
	F431131	Washer	HC35, SC35, UC35, HC50, SC50 and UC50
10	F602770	Trunnion Assembly	HC18, SC18 and UC18
	F605993	Trunnion Assembly	HC25, SC25 and UC25
	F603581	Trunnion Assembly	HC50, SC50 and UC50
11	F607003	Frame Assembly	HC18, SC18 and UC18
	F606178	Frame Assembly	HC25, SC25, SC27 and UC25
	F630232	Frame Assembly	SC27
	F607004	Frame Assembly	HC35, SC35 and UC35
	F607005	Frame Assembly	HC50, SC50 and UC50
12	F430218	Nut	
13	F430301	Washer	
14	F430949	Screw	HC18, HC25, SC18, SC25, SC27, UC18 and UC25
	F430987	Screw	HC35, SC35, UC35, HC50, SC50 and UC50
15	F634600	Shell Weldment	HC18, SC18 and UC18
	F634608	Shell Weldment	HC25, SC25, SC27 and UC25
	F634637	Shell Weldment	HC35 and SC35
	F634644	Shell Weldment	SC50, HC50 and UC50
16	F430303	Fender Washer	HC50, SC50 and UC50
17	F430942	Screw	
18	F100208	Shaft Seal	HC18, SC18 and UC18
	F100242	Shaft Seal	HC25, SC25 and UC25
	F100228	Shaft Seal	HC35, SC27, SC35 and UC35
	F100229	Shaft Seal	HC50, SC50 and UC50

Shell Front, Basket, Outer Shell and Trunnion Assembly (3-Speed Models)

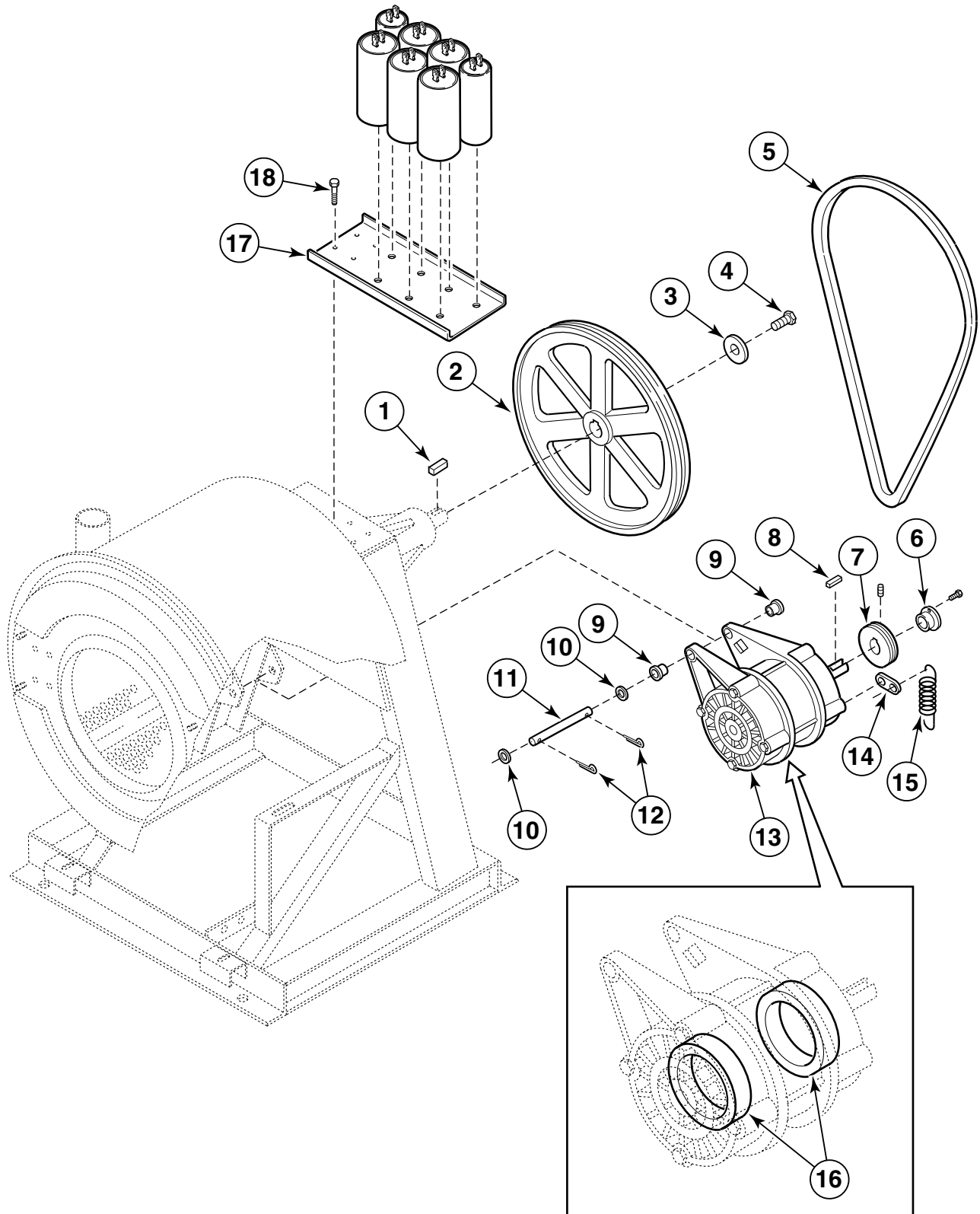


B118PE3A

Shell Front, Basket, Outer Shell and Trunnion Assembly (3-Speed Models)

REF	PART #	DESCRIPTION	COMMENTS
	F747001	Trunnion Kit	SC18 and UC18; Includes items 2, 10, 12-14
	F747003	Trunnion Kit	SC35 and UC35; Includes items 2, 10, 12 and 18
	F747005	Trunnion Kit	SC50 and UC50; Includes items 2, 10, 12 and 18
	F792000	Front Shell Gasket Kit	SC18, SC35 and SC50
1	F741300	Shell Front Kit	SC18, UC18 and UC25; includes items 4 and 5
	F741301-01	Shell Front Kit	SC35 and UC35; includes items 4 and 5
	F741302-01	Shell Front Kit	SC50 and UC50; includes items 4 and 5
2	F170152	Gasket	Sold per foot
3	F430518	Screw	
4	F430317	Washer	
5	F430215	Nut	
6	F741700	Shell Band Kit	SC18 and UC18; includes items 4 and 5
	F741701	Shell Band Kit	SC35 and UC35; includes items 4 and 5
	F741702	Shell Band Kit	SC50 and UC50; includes items 4 and 5
7	F605992	Basket Assembly	SC18 and UC18
	F605726	Basket Assembly	SC35 and UC35
	F605951	Basket Assembly	SC50 and UC50
8	F430239	Nut	SC18 and UC18
	F430240	Nut	SC35, SC50, UC35 and UC50
9	F431131	Washer	SC18, SC35, SC50, UC35, UC50
	F431128	Washer	UC18
10	F605993	Trunnion Assembly	SC18 and UC18; Includes F100242 Trunnion Shaft Seal
	F605727	Trunnion Assembly	SC35 and UC35; Includes F100240 Trunnion Shaft Seal
	F605952	Trunnion Assembly	SC50 and UC50; Includes F100241 Trunnion Shaft Seal
11	F605071	Frame Assembly	SC18, UC18 and UC25
	F605462	Frame Assembly	SC35 and UC35
	F605950	Frame Assembly	SC50 and UC50
12	F430218	Nut	
13	F430301	Washer	
14	F430987	Screw	
15	F741006	Shell Assembly Kit	SC18 and UC18; Standard; includes items 12, 13, 16 and 17
	F741008	Shell Assembly Kit	SC35 and UC35; Standard; includes items 13, 16 and 17
	F741005	Shell Assembly Kit	SC50 and UC50; Standard; includes items 12, 13, 16 and 17
	F741000	Shell Assembly Kit	UC18; Retro to Shell; includes items 2-5, 12, 13, 16 and 17
	F741002	Shell Assembly Kit	UC35; Retro to Shell; includes items 2-5, 12, 13, 16 and 17
	F741003	Shell Assembly Kit	UC50; Retro to Shell; includes items 2-5, 12, 13, 16 and 17
16	F430303	Fender Washer	
17	F430942	Screw	
18	F100242	Shaft Seal	SC18 and UC18
	F100240	Shaft Seal	SC35 and UC35
	F100241	Shaft Seal	SC50 and UC50

Motor, Pulley and Belt Assembly (18, 25 and 27lb., 2-Speed Models)

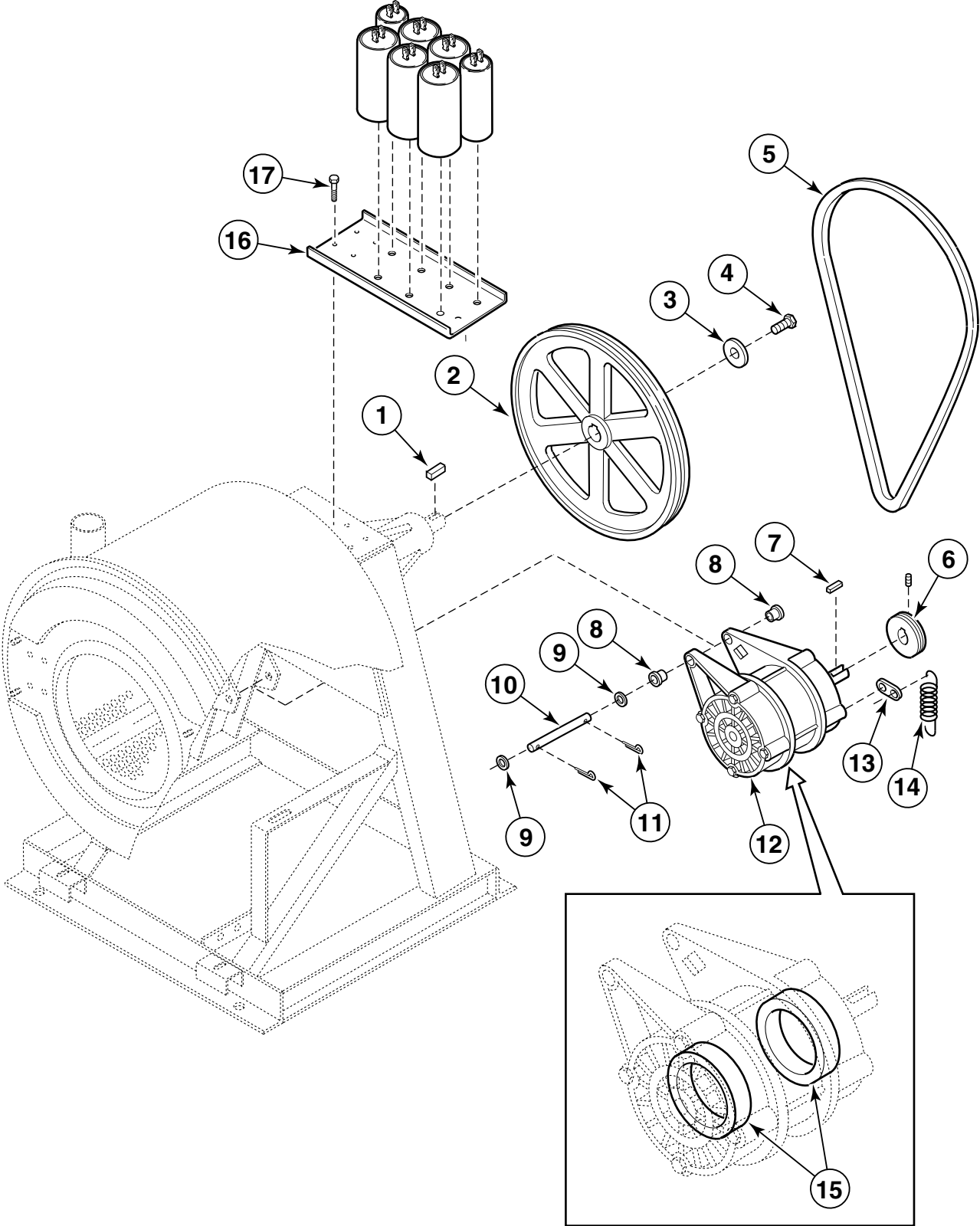


B119PE3A

Motor, Pulley and Belt Assembly (18, 25 and 27lb., 2-Speed Models)

REF	PART #	DESCRIPTION	COMMENTS
1	F430801	Key	
2	F280168	Pulley	HC18, HC25, SC18, SC25, UC18 and UC25
	F280172	Pulley	SC27, HC27, UC27
3	F431126	Washer	
4	F430927	Screw	
5	F280321	V-belt	SC27, HC27, UC27
	F280337	V-belt	HC18, SC18 and UC18
	F280343	V-belt	HC25, SC25 and UC25
6	F280209	Motor Pulley Bushing	HC25, SC25 and UC25; 60 Hertz; Single Phase Only
	F280214	Motor Pulley Bushing	HC25, SC25 and UC25; 50 Hertz; Single Phase Only
7	F280170	Pulley	HC18, HC25, HC27, SC18, SC25, SC27, UC18, UC25 and UC27; 60 Hertz
	F280184	Pulley	HC18, HC25, HC27, SC18, SC25, SC27, UC18, UC25 and UC27; 50 Hertz
	F280180	Pulley	HC25, HC27, SC25, SC27, UC25 and UC27; Single Phase Only
	F280284	Pulley	HC27, SC27 and UC27; 60 Hertz
	F280283	Pulley	HC27, SC27 and UC27; 220-240, 380-415 and 440 Volt
	F280279	Pulley	HC27, SC27 and UC27; 200, 220, 240 and 380 Volt
	F280198	Pulley	HC27, SC27 and UC27; 208-240 Volt
	F280139	Pulley	Single Phase only; 60 Hertz
8	F430802	Key	
9	F130311	Bushing	
10	F430325	Washer	
11	F602844	Support Rod	HC18, HC25, HC27, SC18, SC25, SC27, UC18, UC25 and UC27
12	F430401	Cotter Pin	
13	F220320	Motor	HC18, SC18 and UC18; 208-240 Volt, 60 Hertz, 3 Phase
	F220110	Motor	HC18, SC18 and UC18; 120 Volt, 60 Hertz, 1 Phase
	F220325	Motor	HC18, SC18 and UC18; 380-415 Volt, 50 Hertz, 3 Phase
	F220352	Motor	HC18, SC18 and UC18; 220-240 Volt, 50 Hertz, 3 Phase
	F220388	Motor	HC25, HC27, SC25, SC27, UC25 and UC27; 380-415 Volt, 50 Hertz, 3 Phase
	F220389	Motor	HC25, HC27, SC25, SC27, UC25 and UC27; 220-240 Volt, 50 Hertz, 3 Phase
	F220125	Motor	HC25, HC27, SC25, SC27, UC25 and UC27; 220-240 Volt, 50 Hertz, 1 Phase
	F220387	Motor	HC25, HC27, SC25, SC27, UC25 and UC27; 208-240 Volt, 60 Hertz, 3 Phase
F220124	Motor	HC25, HC27, SC25, SC27, UC25 and UC27; 208-240 Volt, 60 Hertz, 1 Phase	
14	F601515	Clip	Elmo only
15	F310124	Spring	
16	F100126	Bearing	HC18, HC25, HC27, SC18, SC25, SC27, UC18, UC25 and UC27
17	F602732	Capacitor Bracket	HC18, SC18 and UC18, Single Phase
	F605205	Capacitor Bracket	HC25, HC27, SC25, SC27, UC25 and UC27
18	F430108	Bolt	

Motor, Pulley and Belt Assembly (35 and 50lb., 2-Speed Models)

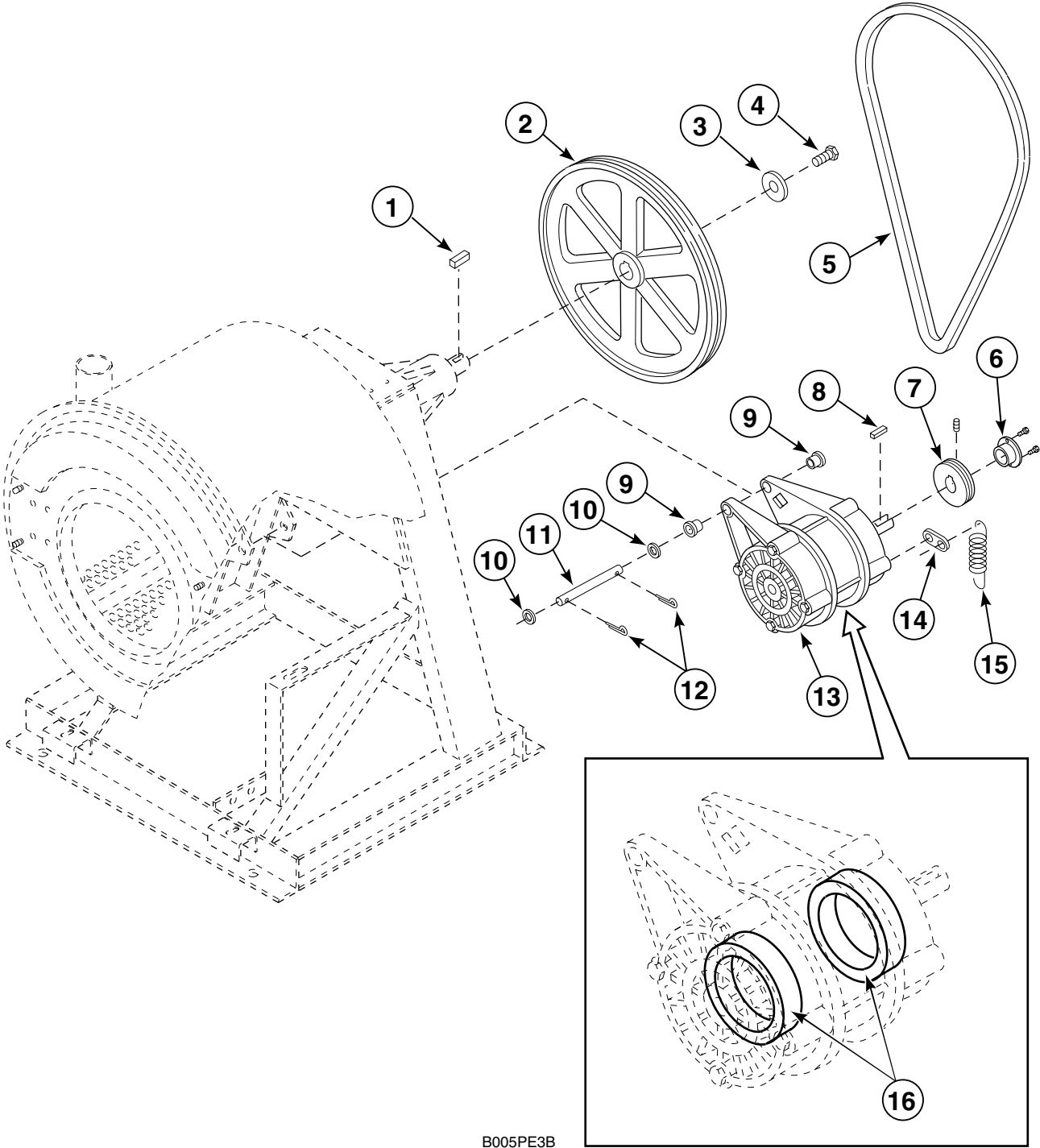


B120PE3A

Motor, Pulley and Belt Assembly (35 and 50lb., 2-Speed Models)

REF	PART #	DESCRIPTION	COMMENTS
	F748001	Pulley Kit	Includes items 1, 2
1	F430801	Key	
2	F280172	Pulley	HC35, SC35 and UC35
	F280173	Pulley	HC50, SC50 and UC50
3	F431115	Washer	HC35, HC50, SC35, SC50, UC35 and UC50
4	F430100	Screw	HC35, HC50, SC35, SC50, UC35 and UC50
5	F280304	V-belt	HC50, SC50 and UC50; requires 2
	F280341	V-belt	HC35, SC35 and UC35; 3 Volt - 850
	F280342	V-belt	HC35 and UC35; 3 Volt - 830
6	F280185	Pulley	HC35, SC35 and UC35; 50 Hertz
	F280198	Pulley	HC35, SC35 and UC35; 60 Hertz
	F280186	Pulley	HC50, SC50 and UC50; 50 Hertz
	F280177	Pulley	HC50, SC50 and UC50; 60 Hertz
7	F430802	Key	
8	F130311	Bushing	
9	F430325	Washer	
10	F603059	Rod	HC35, SC35 and UC35
	F603897	Rod	HC50, SC50 and UC50
11	F430401	Cotter Pin	
12	F220321	Motor	HC35, SC35 and UC35; 208-240 Volt, 60 Hertz, 3 Phase
	F220326	Motor	HC35, SC35 and UC35; 380-415 Volt, 50 Hertz, 3 Phase
	F220353	Motor	HC35, SC35 and UC35; 220-240 Volt, 50 Hertz, 3 Phase
	F220111	Motor	HC35, SC35 and UC35; 208-240 Volt, 60 Hertz, 1 Phase
	F220322	Motor	HC50, SC50 and UC50; 208-240 Volt, 60 Hertz, 3 Phase
	F220327	Motor	HC50, SC50 and UC50; 380-415 Volt, 50 Hertz, 3 Phase
	F220354	Motor	HC50, SC50 and UC50; 220-240 Volt, 50 Hertz, 3 Phase
	F220120	Motor	HC50, SC50 and UC50; 208-240 Volt, 60 Hertz, 1 Phase
13	F601515	Clip	Elmo only
14	F310124	Spring	
15	F100124	Bearing	HC35, HC50, SC35, SC50, UC35 and UC50
16	F605205	Capacitor Bracket	
17	F430108	Bolt	

Motor, Pulley and Belt Assembly (18 lb., 3-Speed Models)

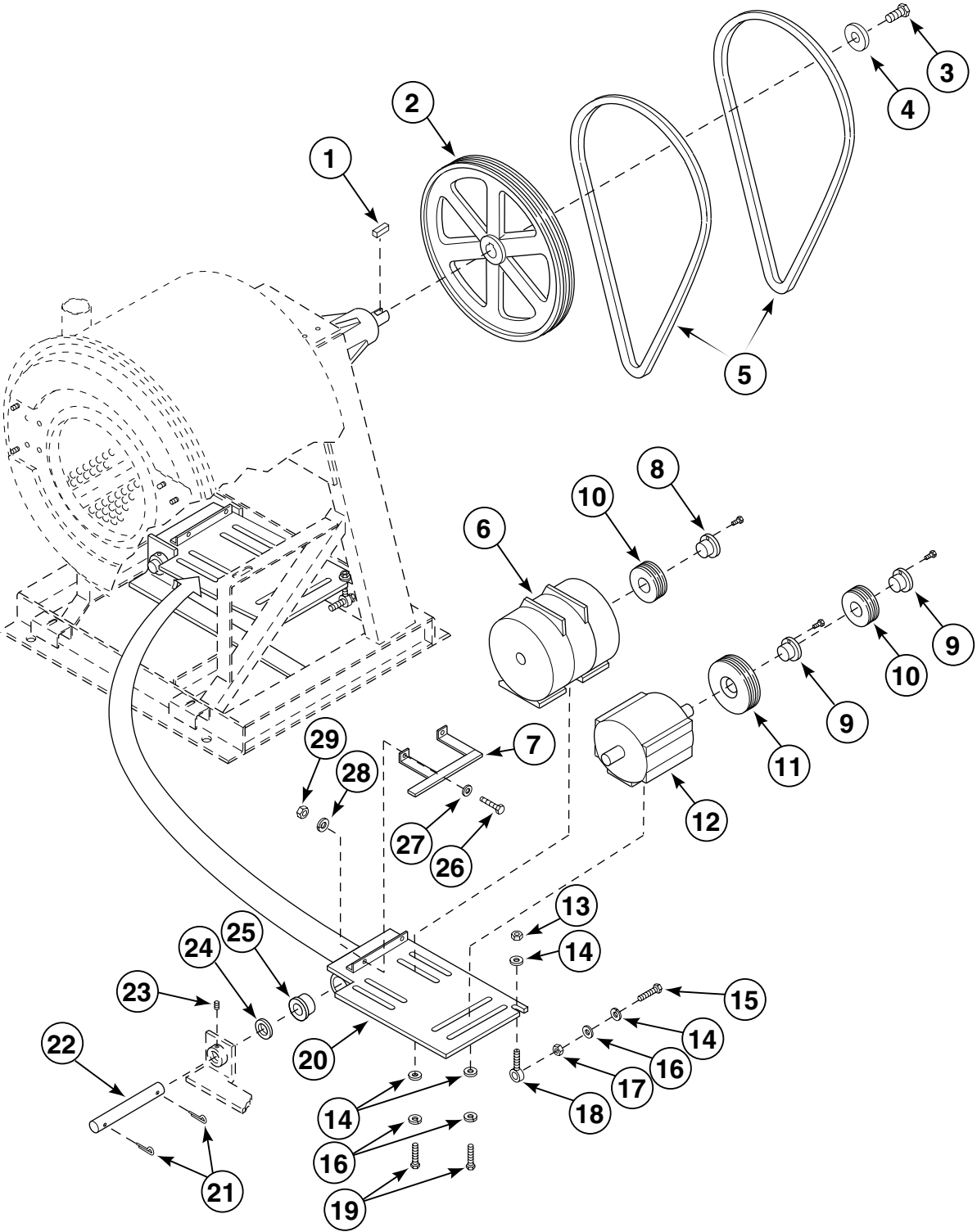


B005PE3B

Motor, Pulley and Belt Assembly (18lb., 3-Speed Models)

REF	PART #	DESCRIPTION	COMMENTS
1	F430801	Key	
2	F280168	Pulley	
3	F431126	Washer	
4	F430927	Screw	
5	F280337	V-belt	3V-710
6	F280214	Motor Bushing	UC18; 50 Hertz Only
7	F280229	Pulley	380 Volt, 50 Hertz
	F280185	Pulley	440-480 Volt, 60 Hertz
8	F430802	Key	
9	F130311	Bushing	
10	F430325	Washer	
11	F602844	Rod	
12	F430401	Cotter Pin	
13	F220414	Motor	208-240 Volt, 60 Hertz, 3 Phase
	F220415	Motor	380-415 Volt, 50 Hertz, 3 Phase
	F220416	Motor	220-240 Volt, 50 Hertz, 3 Phase
14	F601515	Clip	
15	F310124	Spring	
16	F100124	Bearing	

Motor, Pulley and Belt Assembly (35lb., 3-Speed Models)

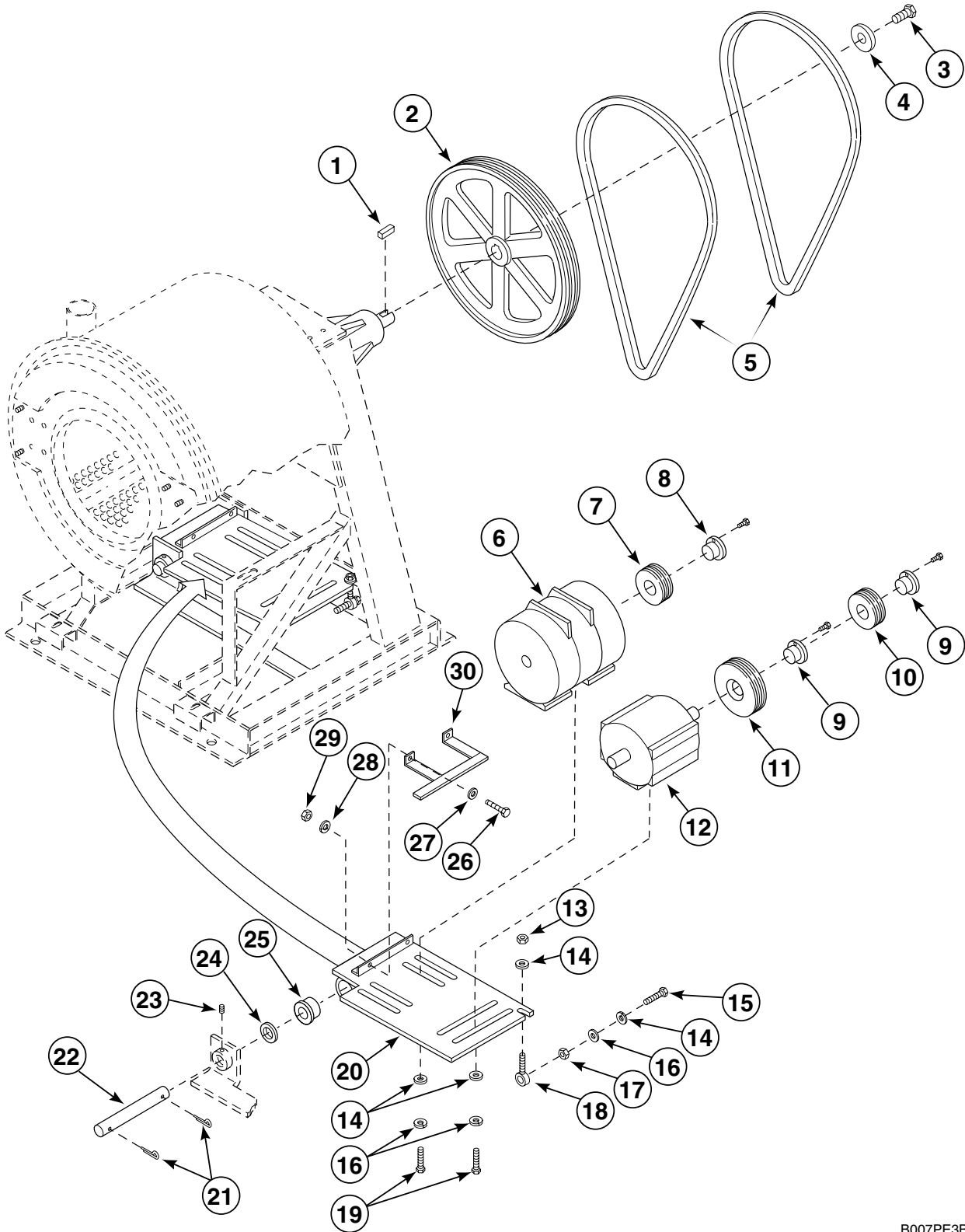


B006PE3D

Motor, Pulley and Belt Assembly (35lb., 3-Speed Models)

REF	PART #	DESCRIPTION	COMMENTS
1	F430801	Key	
2	F280197	Pulley	
3	F430100	Screw	SC35
	F430927	Screw	UC35
4	F431115	Washer	SC35
	F431126	Washer	UC35
5	F280342	Belt	2 required
6	F220410	Wash Motor	208-240 Volt, 60 Hertz, 3 Phase
	F220420	Wash Motor	380-415 Volt, 50 Hertz, 3 Phase
	F220417	Wash Motor	220-240 Volt, 50 Hertz, 3 Phase
7	F606257	Motor Adjuster Sub-assembly	
8	F280225	Bushing	
9	F280201	Bushing	
	F280211	Bushing	
10	F280178	Pulley	
	F280224	Pulley	
11	F280227	Pulley	
12	F220411	Extractor Motor	208-240 Volt, 60 Hertz, 3 Phase
	F220421	Extractor Motor	380-415 Volt, 50 Hertz, 3 Phase
	F220422	Extractor Motor	220-240 Volt, 50 Hertz, 3 Phase
13	F430218	Nut	
14	F430301	Washer	
15	F430144	Screw	
16	F430305	Washer	
17	F430205	Nut	
18	F430524	Eye Screw	
19	F430116	Screw	
20	F606055-2	Motor Plate	
21	F430401	Cotter Pin	
22	F601114	Rod	
23	F430502	Screw	
24	F430325	Washer	
25	F130313	Bushing	
26	F430114	Screw	
27	F430317	Washer	
28	F431100	Washer	
29	F431005	Nut	

Motor, Pulley and Belt Assembly (50lb., 3-Speed Models)

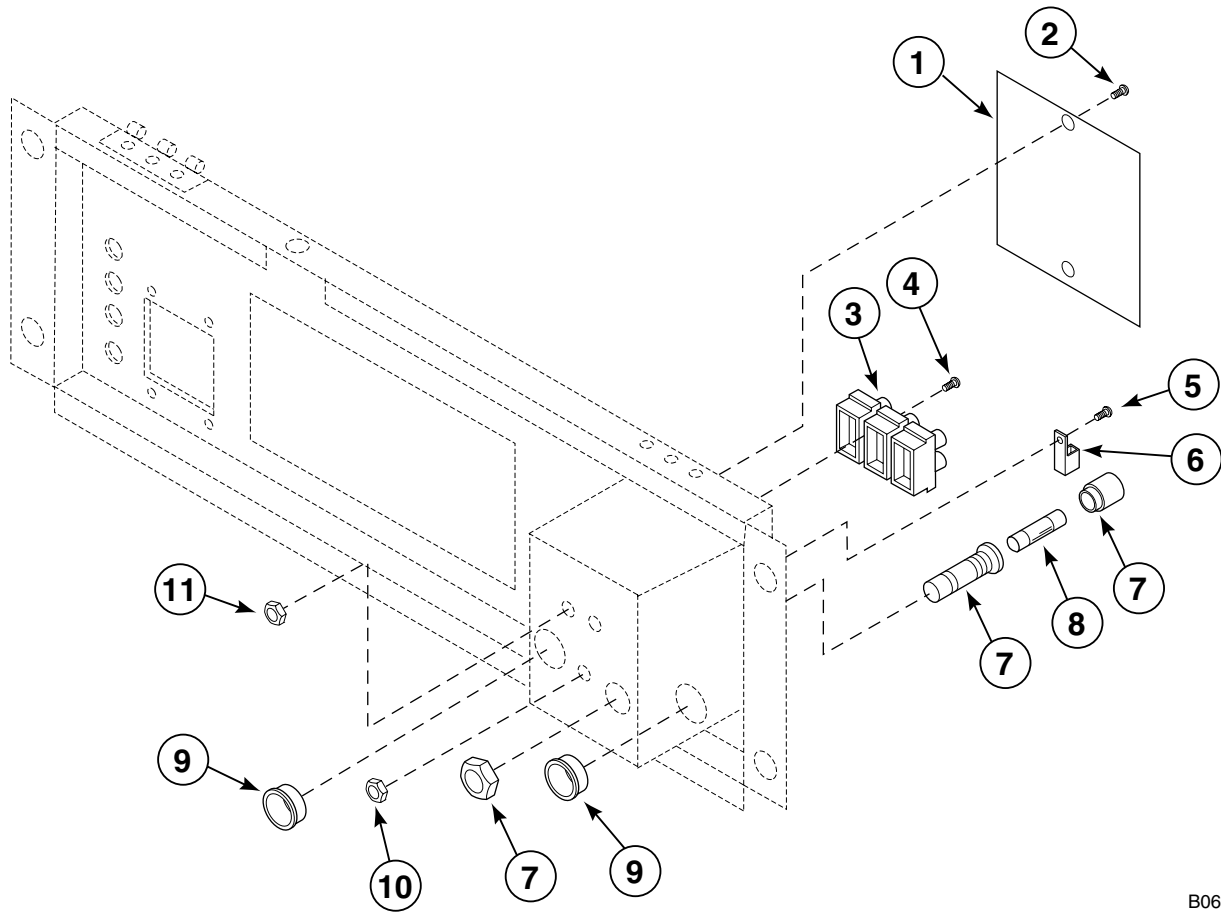


B007PE3B

Motor, Pulley and Belt Assembly (50lb., 3-Speed Models)

REF	PART #	DESCRIPTION	COMMENTS
1	F430801	Key	
2	F280173	Pulley	
3	F430100	Screw	SC50
	F430927	Screw	UC50
4	F431115	Washer	SC50
	F431126	Washer	UC50
5	F280304	V-belt	SC50; 3V-900
	F280341	V-belt	UC50; 3V-850
6	F220412	Wash Motor	208-240 Volt, 60 Hertz, 3 Phase
	F220425	Wash Motor	380-415 Volt, 50 Hertz, 3 Phase
7	F280226	Pulley	
8	F280209	Bushing	7/8
9	F280201	Bushing	1-1/8
10	F280224	Pulley	
	F280232	Pulley	
11	F280227	Pulley	
12	F220413	Extractor Motor	208-240 Volt, 60 Hertz, 3 Phase
	F220427	Extractor Motor	380-415 Volt, 50 Hertz, 3 Phase
13	F430218	Nut	
14	F430301	Washer	
15	F430144	Screw	
16	F430305	Washer	
17	F430205	Nut	
18	F430523	Eye Screw	
19	F430116	Screw	
20	F606055-1	Motor Plate	
21	F430401	Cotter Pin	
22	F601114	Rod	
23	F430502	Screw	
24	F430325	Washer	
25	F130313	Bushing	
26	F430114	Bolt	
27	F430317	Washer	
28	F431100	Washer	
29	F431005	Nut	
30	F606257	Motor Adjuster Sub-assembly	

Power Panel Assembly

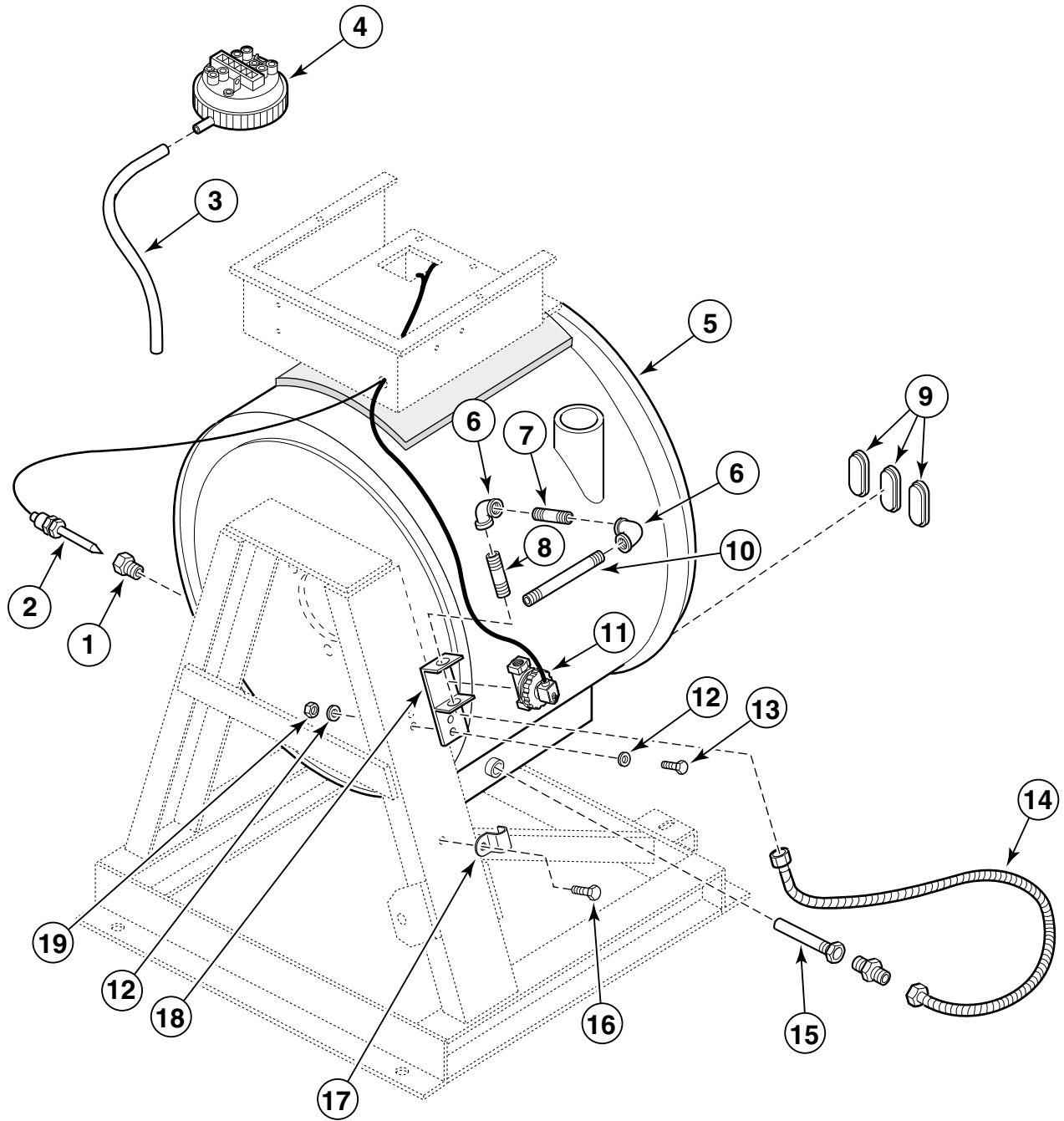


B060PE3B

Power Panel Assembly

REF	PART #	DESCRIPTION	COMMENTS
	F140770	Terminal Block	3-Terminal Input
	F140748	Terminal Block	2-Terminal Input
1	F602533	Junction Box Cover	
2	F430174	Screw	
3	F140747	Power Input Block	3 Wire
	F140746	Power Input Block	4 Wire
4	F430938	Screw	
5	F430903	Screw	
6	F140734	Ground Terminal Lug	
7	F350304	Fuse Holder	
8	F350104	Fuse	2 Amp
9	F140909	Insulator Bushing	
10	F430232	Nut	
11	F430231	Nut	

Steam Heat Assembly (2-Speed)

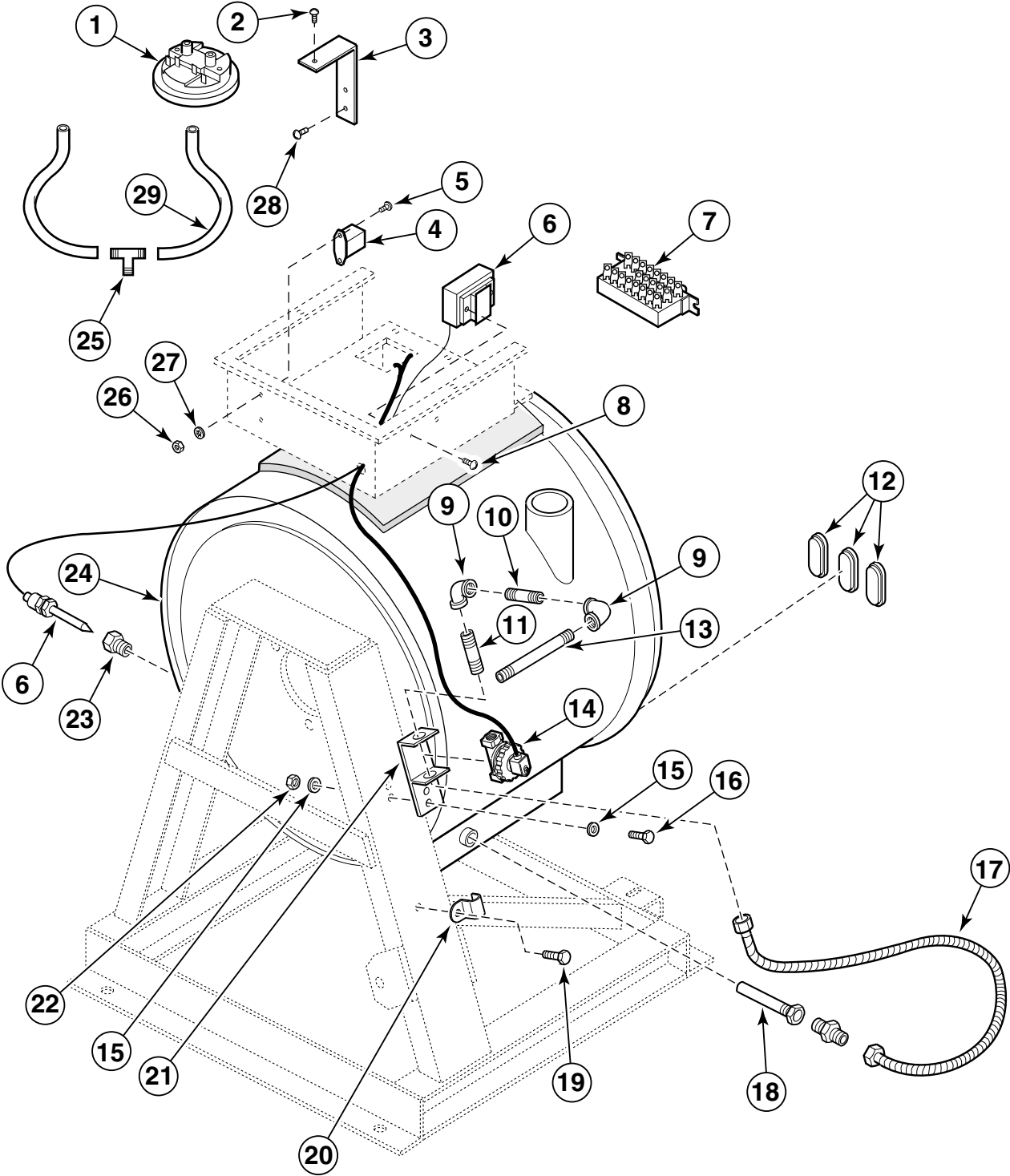


B121PE3A

Steam Heat Assembly (2-Speed)

REF	PART #	DESCRIPTION	COMMENTS
	F730464	Steam Heat Kit	HC18, HC25, SC18, SC25, SC27, UC18 and UC25; Micro, 110 Volt; Includes items 1-4, 9, 11, 14-15, 18
	F730465	Steam Heat Kit	HC35, SC35 and UC35; Micro, 110 Volt; Includes items 1-4, 9, 11, 14-15, 18
	F730466	Steam Heat Kit	HC50, SC50 and UC50; Micro, 110 Volt; Includes items 1-4, 9, 11, 14-15, 18
	F730467	Steam Heat Kit	HC18, HC25, SC18, SC25, SC27, UC18 and UC25; Micro, 220 Volt; Includes items 1-4, 9, 11, 14-15, 18
	F730468	Steam Heat Kit	HC35, SC35 and UC35; Micro, 220 Volt; Includes items 1-4, 9, 11, 14-15, 18
	F730469	Steam Heat Kit	HC50, SC50 and UC50; Micro, 220 Volt; Includes items 1-4, 9, 11, 14-15, 18
	F730470	Steam Heat Kit	HC18, HC25, SC18, SC25, SC27, UC18 and UC25; AKO Timer, 110 Volt; Includes items 1-4, 9, 11, 14-15, 18
	F730471	Steam Heat Kit	HC35, SC35 and UC35; AKO Timer, 110 Volt; Includes items 1-4, 9, 11, 14-15, 18
	F730472	Steam Heat Kit	HC50, SC50 and UC50; AKO Timer, 110 Volt; Includes items 1-4, 9, 11, 14-15, 18
	F730473	Steam Heat Kit	HC18, HC25, SC18, SC25, SC27, UC18 and UC25; AKO Timer, 220 Volt; Includes items 1-4, 9, 11, 14-15, 18
	F730474	Steam Heat Kit	HC35, SC35 and UC35; AKO Timer, 220 Volt; Includes items 1-4, 9, 11, 14-15, 18
	F730475	Steam Heat Kit	HC50, SC50 and UC50; AKO Timer, 220 Volt; Includes items 1-4, 9, 11, 14-15, 18
1	F421936	Bushing	Computer Only
2	F370606	Temperature Probe	Computer Only
3	F610397	Tubing	Sold per foot
4	F340311	Tri-Level Water Switch	HC18, HC25, SC18, SC25, SC27, UC18, UC25 and UC27
	F340321	Tri-Level Water Switch	HC35, HC50, SC35, SC50, UC35 and UC50
5	F606977	Shell Assembly	HC18, SC18 and UC18; Heat Option
	F606980	Shell Assembly	HC25, SC25 and UC25; Heat Option
	F631201	Shell Assembly	HC27, SC27 and UC27; Heat Option
	F606982	Shell Assembly	HC35, SC35 and UC35; Heat Option
	F606984	Shell Assembly	HC50, SC50 and UC50; Heat Option
6	F421104	Elbow	
7	F420708	Nipple	
8	F420707	Nipple	
9	F360202	Plug	
10	F420701	Nipple	
11	F380787	Solenoid Valve	Steam, 1/2", 240 Volt; Parker
	F380786	Solenoid Valve	Steam, 1/2", 120 Volt; Parker
12	F430317	Washer	
13	F430108	Screw	
14	F200154	Hose	Includes fitting
15	F603131	Steam Injector Tube Assembly	
16	F430115	Screw	
17	F140601	Strap	
18	F601186	Bracket Assembly	
19	F430215	Nut	

Steam Heat Assembly (18lb., 3-Speed Models)

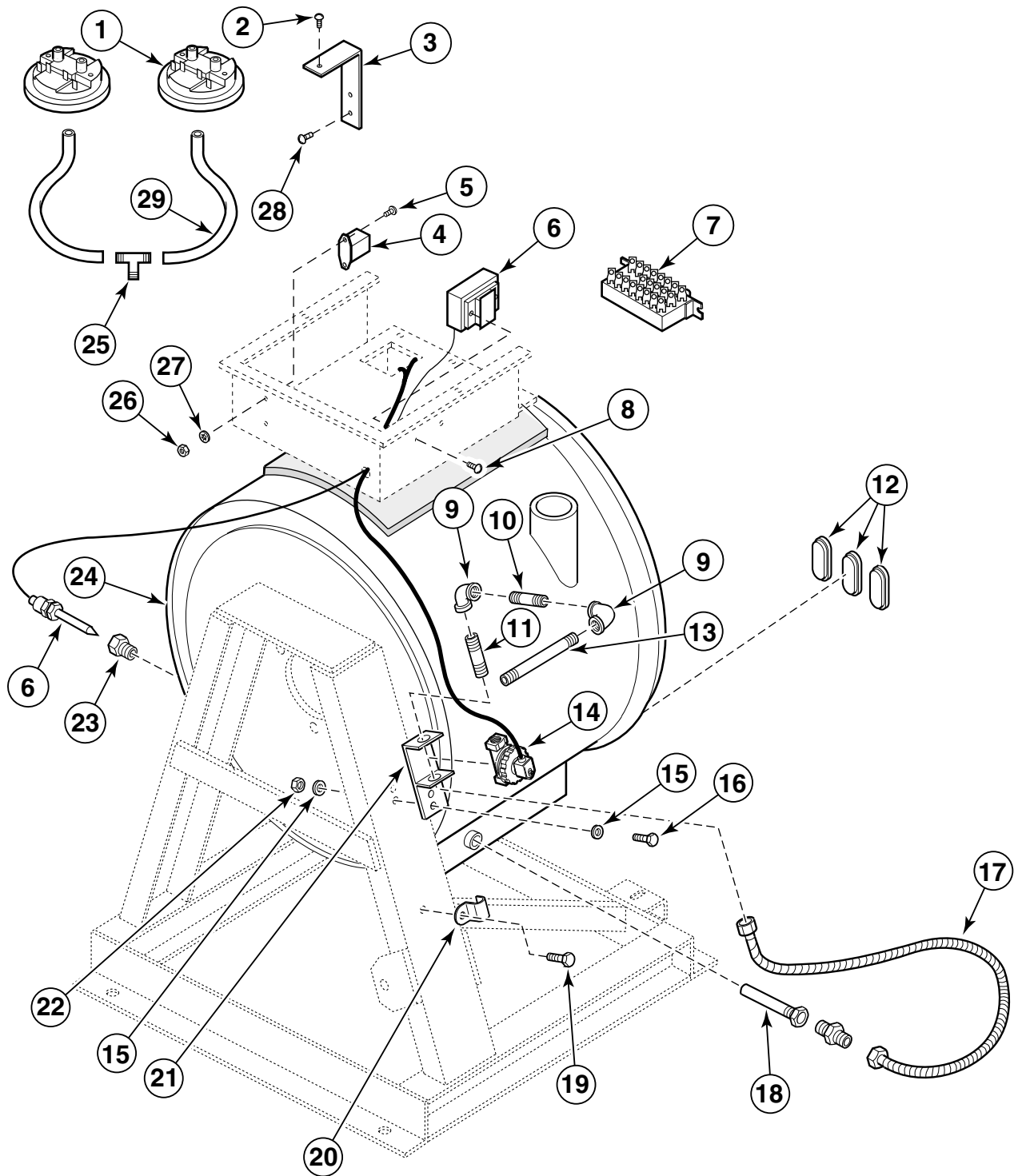


B122PE3A

Steam Heat Assembly (18lb., 3-Speed Models)

REF	PART #	DESCRIPTION	COMMENTS
	F421962	Brass Adapter	Use for F290111 Thermostat
	F730464	Steam Heat Kit	Micro, 110 Volt; Includes items 1, 12-14, 17-18, 21, 29
	F730467	Steam Heat Kit	Micro, 220 Volt; Includes items 1, 12-14, 17-18, 21, 29
	F730470	Steam Heat Kit	AKO Timer, 110 Volt; Includes items 1, 12-14, 17-18, 21, 29
	F730473	Steam Heat Kit	AKO Timer, 220 Volt; Includes items 1, 12-14, 17-18, 21, 29
1	F340311	Tri-Level Water Switch	SC18
2	F430172	Screw	
3	F606005	Bracket	
4	F330227	Relay	Mechanical Timer Only, 110 Volt
	F330230	Relay	Mechanical Timer Only, 220 Volt
5	F430917	Screw	
6	F290111	Thermostat	Mechanical Timer Only; Includes Temperature Probe
7	F340413	Switch	Mechanical Timer Only; Temperature Selector
8	F430948	Screw	
9	F421104	Elbow	
10	F420708	Nipple	SC18 and UC18
11	F420707	Nipple	
12	F360202	Plug	
13	F420701	Nipple	
14	F380787	Solenoid Valve	Steam, 1/2", 240 Volt; Parker
	F380786	Solenoid Valve	Steam, 1/2", 120 Volt; Parker
15	F430317	Washer	
16	F430108	Bolt	
17	F200154	Hose	Includes fitting
18	F603131	Steam Injector Tube Assembly	
19	F430115	Screw	
20	F140601	Strap	
21	F601186	Bracket Assembly	
22	F430215	Nut	
23	F421962	Bushing	Computer Only
24	F741010	Shell Kit	SC18 and UC18
25	F422806	Tee	
26	F431022	Nut	AKO Timer Only
27	F431113	Washer	#6
28	F430174	Screw	
29	F610397	Tubing	Sold per foot

Steam Heat Assembly (35 and 50lb., 3-Speed Models)

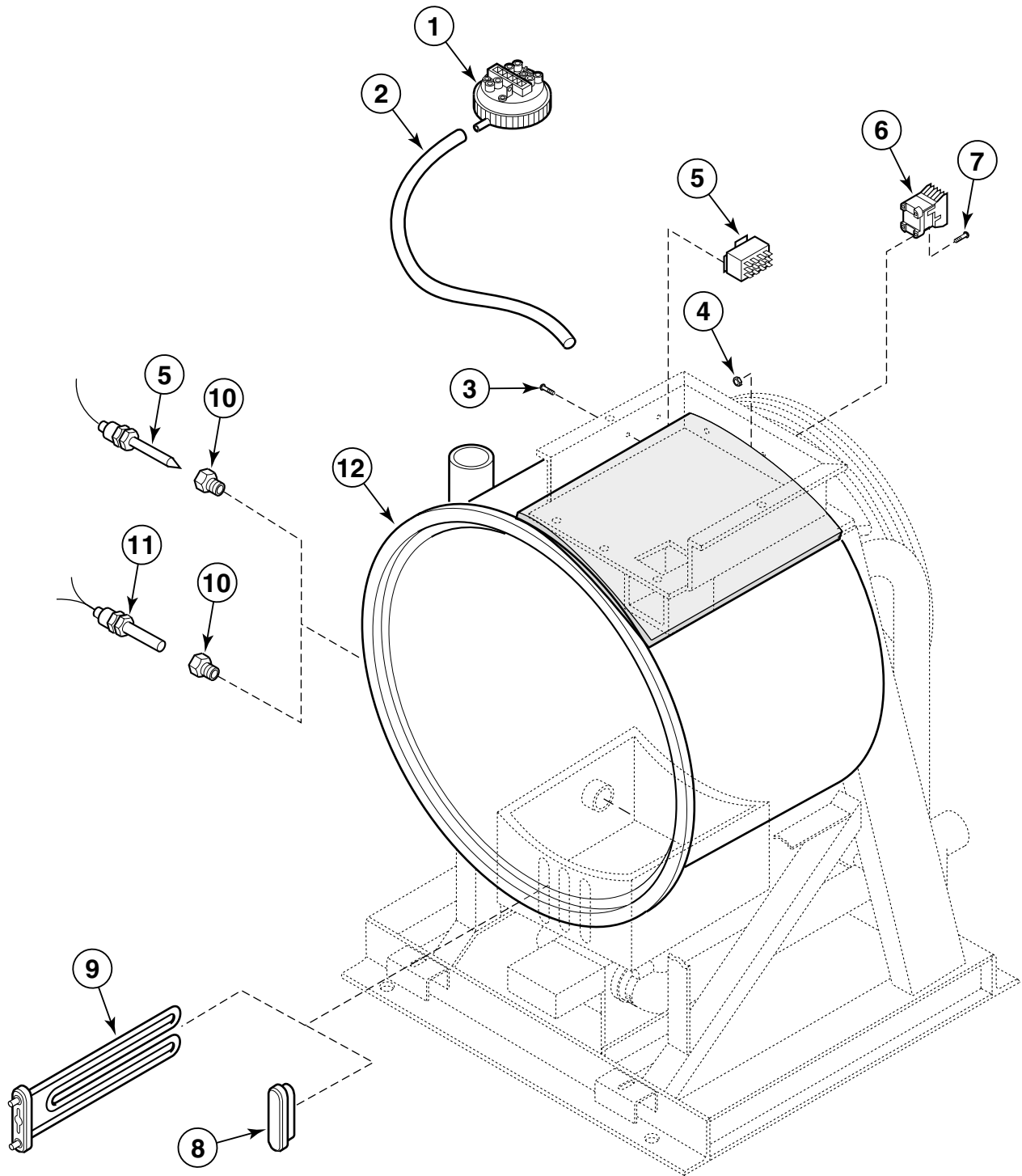


B123PE3A

Steam Heat Assembly (35 and 50lb., 3-Speed Models)

REF	PART #	DESCRIPTION	COMMENTS
	F421962	Brass Adapter	Use for F290111 Thermostat
	F730465	Steam Heat Kit	SC35 and UC35, 110 Volt, Micro; Includes items 1-3, 9, 11, 12, 14-18, 21-23, 25, 28, 29
	F730466	Steam Heat Kit	SC50 and UC50, 110 Volt, Micro; Includes items 1-3, 9, 11, 12, 14-18, 21-23, 25, 28, 29
	F730468	Steam Heat Kit	SC35 and UC35, 220 Volt, Micro; Includes items 1-3, 9, 11, 12, 14-18, 21-23, 25, 28, 29
	F730473	Steam Heat Kit	SC50 and UC50, 220 Volt, Micro; Includes items 1-3, 9, 11, 12, 14-18, 21-23, 25, 28, 29
	F730471	Steam Heat Kit	SC35 and UC35, 110 Volt, AKO Timer; Includes items 1-3, 9, 11, 12, 14-18, 21-23, 25, 28, 29
	F730472	Steam Heat Kit	SC50 and UC50, 110 Volt, AKO Timer; Includes items 1-3, 9, 11, 12, 14-18, 21-23, 25, 28, 29
	F730474	Steam Heat Kit	SC35 and UC35, 220 Volt, AKO Timer; Includes items 1-3, 9, 11, 12, 14-18, 21-23, 25, 28, 29
	F730475	Steam Heat Kit	SC50 and UC50, 220 Volt, AKO Timer; Includes items 1-3, 9, 11, 12, 14-18, 21-23, 25, 28, 29
1	F340321	Tri-Level Water Switch	SC35, SC50, UC35 and UC50
	F340328	Tri-Level Water Switch	HC35 and 50, SC35 and 50
2	F430172	Screw	
3	F606005	Bracket	
4	F330227	Relay	110 Volt, Mechanical Timer only
	F330230	Relay	220 Volt, Mechanical Timer Only
5	F430917	Screw	
6	F290111	Thermostat	Includes Temperature Probe, Mechanical Timer only
7	F340413	Switch	Temperature Selector, Mechanical Timer only
8	F430948	Screw	
9	F421104	Elbow	
10	F420709	Nipple	
11	F420707	Nipple	
12	F360202	Plug	
14	F380786	Solenoid Valve	Steam, 1/2", 120 Volt
	F380787	Solenoid Valve	Steam, 1/2", 240 Volt
15	F430317	Washer	
16	F430108	Bolt	
17	F200154	Hose	Includes fitting
18	F603131	Steam Injector Tube Assembly	
19	F430115	Screw	
20	F140601	Strap	
21	F601186	Bracket Assembly	
22	F430215	Nut	
23	F421962	Bushing	Computer Only
24	F741012	Shell Kit	SC35 and UC35
	F741013	Shell Kit	SC50 and UC50
25	F422806	Tee	
26	F431022	Nut	
27	F431113	Washer	#6
28	F430174	Screw	
29	F610397	Tubing	

Electric Heat Assembly (2-Speed)

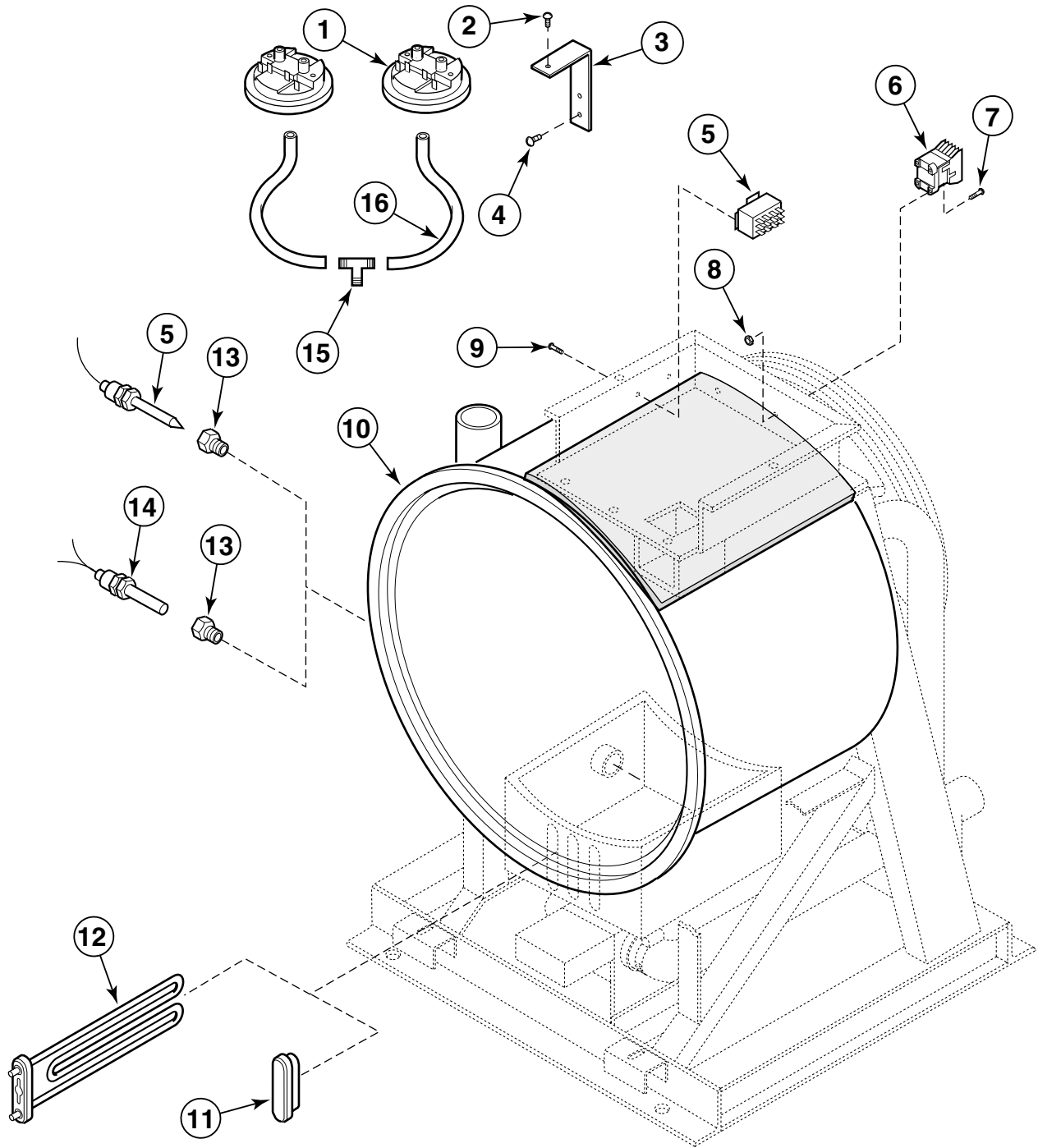


B124PE3A

Electric Heat Assembly (2-Speed)

REF	PART #	DESCRIPTION	COMMENTS
1	F340311	Tri-Level Water Switch	HC18, HC25, SC18, SC25, SC27SN, UC18 and UC27
	F340321	Tri-Level Water Switch	HC35, HC50, SC35, SC50, UC35 and UC50
2	F610397	Tubing	Sold per foot
3	F430174	Screw	
4	F430231	Nut	
5	F290111	Thermostat	MC and MN Models; Includes Temperature Probe
6	F330147	Contactors	HC18, HC25, SC18, SC25, SC27, UC18 and UC25; NX101A, 220 Volt Control
	F330149	Contactors	HC35, SC35 and UC35; A-24, 220 Volt Control
	F330146	Contactors	120 Volt
	F330150	Contactors	120 Volt, 30 Amp
	F330151	Contactors	MC and MN Models HC18, HC25, HC50, SC18, SC25, SC27, SC50, UC18, UC25 and UC50; SN and PC Models HC50, SC50 and UC50; A-147, 220 Volt Control
7	F430916	Screw	
8	F360202	Plug	
9	F360205	Heating Element	240 Volt
10	F421936	Bushing	SN and PC Models
11	F370606	Temperature Probe	SN and PC Models
12	F606977	Shell Assembly	HC18, SC18 and UC18; Heat Option
	F606980	Shell Assembly	HC25, SC25 and UC25; Heat Option
	F631201	Shell Assembly	SC27; Heat Option

Electric Heat Assembly (3-Speed Models)



B125PE3A

Electric Heat Assembly (3-Speed Models)

REF	PART #	DESCRIPTION	COMMENTS
1	F340311	Tri-Level Water Switch	SC18
	F340321	Tri-Level Water Switch	SC35, SC50, UC35 and UC50
2	F430172	Screw	
3	F606005	Bracket	
4	F430174	Screw	
5	F290111	Thermostat	MC and MN Models; Includes Temperature Probe
6	F330147	Contactors	MC and MN Models SC18 and UC18; SN Models SC18, SC35, SC50, UC18, UC35 and UC50; 100-NX101A, 220 Volt Control
	F330149	Contactors	MC and MN Models SC35 and UC35; A-24NA, 220 Volt Control
	F330151	Contactors	MC and MN Models SC50 and UC50; A-147NA, 220 Volt Control
7	F430916	Screw	
8	F430231	Nut	
9	F430948	Screw	MC and MN Models
10	F741010	Shell Kit	SC18 and UC18; Heat Option
	F741012	Shell Kit	SC35 and UC35; Heat Option
	F741013	Shell Kit	SC50 and UC50; Heat Option
11	F360202	Plug	
12	F360206	Heating Element	SC18 and UC18; 220/240 Volt
	F360205	Heating Element	SN, MC and MN Models; 240 Volt
13	F421936	Bushing	SN Models
14	F370606	Temperature Probe	SN Models
15	F422806	Tee	
16	F610397	Tubing	Sold per foot

Capacitors Used on Single Phase Machines

MACHINE	VOLTAGE 1 PHASE	MOTOR BRAND	MOTOR PART NUM- BER	CAPACITORS USED
*C 18-2	120-60	Elmo	F220110	100 + 130 (Spin Start/Run) 100 (Wash Run)
*C18-2	230/60	Elmo	F220128	10 + 50 (Spin Start/Run) 25 (Wash Run)
*C18-2	120/60	Century	F220110	100 + 100 (Spin Start/Run) 130 (Wash Run)
*C18-2	230/50	Century	F220130	50 +50 (Spin Start/Run) 10 + 25 (Wash Run)
*C18-2	230/50	Elmo	F220117	10 + 50 (Spin Start/Run) 25 (Wash Run)
*C25/27-2	208-240/60	Elmo	F220124	130 (Spin Start) + 20 + 20 (Spin Start/Run) 20 + 20 (Wash Run)
*C25/27-2	220-240/50	Elmo	F220125	10 + 10 + 20 (Spin Start) + 100 + 100 (Spin Start/Run) 20 + 20 (LS Run)
*C35-2	208-240/60	Elmo	F220111	160 (Spin Start) + 50 (Spin Start/Run) 20 + 25 (Wash Run)
*C35-2	208-240/80	Century	F220111 F220118	130 + 160 (Spin Start/Run) 10 + 50 (Wash Run)
*C50-2	208-240/60	Elmo	F220120	130 + 130 + 130 (Spin Start) + 50 + 20 (Spin Start/Run) 20 + 50 (Wash Run)

CAPACITOR	PART NUMBER
160 Microfarad	F370218
120 Microfarad	F370220
100 Microfarad	F370221
50 Microfarad	F370222
25 Microfarad	F370223
20 Microfarad	F370224
10 Microfarad	F370230
130 Microfarad with Resistor	F730353
160 Microfarad with Resistor	F730344

Parts Index

A

Air Trap Hose	
F200142	63, 65, 67, 69
Aluminum Extrusion	
F150313	13
F150322	13
F150323	13
F150324	9
F150325	9
F150326	9
F150402	13
F150403	9
Auxillary Switch	
F330145	19

B

Baffle	
F150419	49
Basket Assembly	
F602241-1	93
F603225-1	93
F603900-1	93
F605726	95
F605951	95
F605992	95
F606214	93
F631927	93
Battery	
F191101	19, 21
Battery Back-up Board	
F370529	19, 21
Bearing	
F100124	99, 101
F100126	97
Belt	
F280342	103
Bezel	
F170416-1	91
F170416-2	91
F170417-1	91
F170417-2	91
F170418-1	91
F170418-2	91
F634472-1	89
F634472-2	89
F634668-1	89
F634668-2	89
F634778-1	89
F634778-2	89
Bleach Ligh Kit	
F798703	11
F798705	11
Bleach Light Kit	
F798704	11
Blocking Coil	
F160557	43

Blocking Solenoid	
F160461	33
F160462	33
F160466	33
F160467	33
F160712	33
F160713	33
Bolt	
F430108	97, 99, 111, 113
F430114	105
F430969	39
Bracket	
F160596	43
F340704	15, 19, 27
F602722	85
F605972	37
F606005	37, 111, 113, 117
F606646	37
F607069	25
F608169	31
Bracket Assembly	
F601186	109, 111, 113
Brass Adapter	
F421962	111, 113
Bridge Rectifier	
F370310	17, 19, 21, 25
Bushing	
F130311	97, 99, 101
F130313	103, 105
F280201	103, 105
F280209	105
F280211	103
F280225	103
F421936	109, 115, 117
F421962	111, 113
Bushing Grommet	
F140909	51

C

Cable		
F140216	21
F140229	41
Cap Plug		
F190301	49
Capacitor		
F220110	118
F220111	118
F220117	118
F220118	118
F220120	118
F220124	118
F220125	118
F220128	118
F220130	118
F370218	118
F370220	118
F370221	118
F370222	118
F370223	118
F370224	118
F370225	15, 21, 23, 27
F370230	118
F730344	118
F730353	118
Capacitor Bracket		
F602732	97
F605205	97, 99
Catch		
F150223	77, 81
F150261	77, 81
Clamp		
F140612	15, 23, 27
F200202	53
F200204	65
F200205	49, 63, 65, 67, 69
F200206	53
F200207	49, 51
F200213	49, 51, 63, 67, 69
F200215	61, 63, 67, 69
F200219	49, 51, 63, 67, 69
Clamp Assembly		
F630430	47
Clamp Mount		
F140612	21
Clip		
F601515	29, 97, 99, 101
Coil		
F160461	31
F160462	31
F380900	55
F380917	55
Coin Acceptor		
F160649	43
Coin Acceptor Assembly		
F160559	35
Coin Acceptor Conversion Kit		
F730454	43
Coin Blocking Solenoid		
F300117	35
Coin Box		
F160628	35
F160629	35
F160630	35
F160631	35
F160632	35
F160633	35
F160634	35
F160635	35
F160636	35
F160637	35
F160672	35
F160673	35
F160674	35
F160675	35
F160676	35
Coin Counter Board		
F370410	31
Coin Funnel		
F607535	39
Coin Guide		
F604496	45
F608177	45
F632084	45
F632681	45
Coin Meter		
F160667	31
F160684	41
F160704	31
F160706	31
F160707	31
F609179-12	31
F609179-6	31
F609179-7	31
F609179-8	31
Coin Meter Assembly		
F609179-6	33
Coin Meter Kit		
F775302-02	33
Coin Meter Kit - Airpax		
F730410-1	41
Coin Return Button		
F81822A	35
Coin Slide		
F160652	37
Coin Slide Extension		
F606006	37, 39
Coin Slide Subassembly		
F605974	37
Coin Switch		
F160558	35
Computer Board		
F370518-00	9
F370518-10	9
F370555-01	9
Connector		
F140627	41
F140756	41
Contact		
F330145	15
F330146	15, 19, 21, 23, 27, 115
F330147	15, 19, 21, 23, 27, 115, 117
F330149	115, 117
F330150	115
F330151	115, 117

Control Panel Assembly	
F634807-1	91
F634807-2	89
F634808-1	91
F634823-1	91
F634823-2	89
F634824-1	91
F634826-1	91
F634826-2	89
F634827-1	91
F634829-1	91
F634829-2	89
F634830-1	91
Cotter Pin	
F430401	97, 99, 101, 103, 105
Cover	
F150249	17, 25
F150305	47
F602567	77, 81
F602761	59, 61
F602961	87
F603003	79, 83
Cycle Indicator Kit	
F730525	17, 25

D

Decal

F140912.....	17
F140913.....	17
F140914.....	17
F140915.....	17
F140916.....	17
F230202.....	7
F230206.....	7
F230207.....	7
F230215-1.....	7
F230216.....	7
F230622.....	7
F230626.....	7
F230630.....	7
F230646.....	11
F230659.....	35
F230661.....	7, 71
F230662.....	71
F230679.....	11
F230681.....	11
F230682.....	11
F230684.....	11
F230685.....	11
F230693.....	7, 71
F230706.....	11
F230708.....	11
F230710.....	11
F230753.....	11
F230756.....	7
F230764.....	53
F230787.....	9
F230788.....	9
F230789.....	9
F230790.....	9
F230791.....	9
F230792.....	9
F230793.....	9
F230794.....	9
F230803.....	43
F230843.....	11
F230844.....	11
F230845.....	11
F230846.....	11
F230848.....	13
F230877.....	7
F230918.....	29
F230918-2.....	29
F231065.....	7
F231146.....	7
F231161.....	11
F231187.....	11
F231229.....	9
F231230.....	9
F231231.....	9
F231232.....	9
F231235.....	13
F231237.....	13
F231244.....	13
F231245.....	13
F231248.....	9
F231249.....	9
F231250.....	9
F231251.....	9
F231263.....	7
F231313.....	11
F231423.....	13
F231425.....	13

F231448.....	29
F231467.....	9
F231468.....	9
F231469.....	9
F231470.....	9
F231473.....	13
F231474.....	11
F231475.....	13
F231476.....	11
F231477.....	13
F231478.....	11
F231479.....	11
F231483.....	9
F231485.....	11
F231486.....	13
F231487.....	11
F231488.....	11
F231497.....	9
F231538.....	13
F231540.....	13
F231541.....	13
F231546.....	9
F231551.....	9
F430927.....	25

Diaphragm

F300954.....	55
F380939.....	55

Digital Display Board

F370405.....	41
--------------	----

Dispenser

F150307.....	47
F602374-2.....	47
F602374-3.....	47

Door

F603239-1.....	73
F603239-2.....	73
F603239-3.....	73
F603901-1.....	73
F603901-2.....	73
F603901-3.....	73
F604079-1.....	73
F604079-2.....	73
F604079-3.....	73

Door Glass

F290205P.....	71
F290207P.....	71
F290208P.....	71

Door Handle Kit

F730155.....	71
--------------	----

Door Handle Spacer

F150227.....	71
--------------	----

Door Lock Assembly	
F602509-1	77
F602509-2	77
F602509-3	77
F602509-4	77
F603390-1	77
F603390-2	77
F603390-3	77
F603390-4	77
F604449-1	77
F604449-2	77
F604449-3	77
F605386-10	81
F605386-11	81
F605386-12	81
F605386-13	81
F605386-14	81
F605386-3	81
F605386-4	81
F605386-5	81
F605386-6	81
F605386-7	81
F605386-8	81
F605386-9	81
Door Lock Kit	
F746501	81
F746502	81
Door Lock Plate Sub-Assembly	
F605394	83
Door Lock Solenoid	
F300113	77
Door Lock Subassembly	
F602511-1	79
F602511-2	79
Door Lock Wiring Harness	
F605406-2	81
F607225-2	81
F607226-2	81
Door Magnet	
F340702	73
F340703	73
Door Mount	
F150226	73
Door Open Switch	
F340412	11
Door Release Solenoid	
F300112	77
Door Switch	
F340412	9
Drain Tee	
F150318	63, 65, 67
F150398	63
Drain Valve	
F380618	59, 63, 65, 67
F380619	59, 63, 65, 67
F380628	61, 63, 69
F380629	61, 63, 69
Drain Valve and Cover	
F602920	59
F603175	59
Drive Shaft And Seal Kit	
F380918	59
Drive Shaft and Seal Kit	
F380918	61
Dual Fuse Holder	
F350312	53

Dust Cover	
F140423	19, 21

E

Elbow	
F421104	109, 111, 113
Electric Coin Counter Assembly	
F160556	35
Electrical Box Assembly	
F602694	87
Electrical Panel	
F606950-1	19
F607507	19
Electrical Panel Assembly	
F602773	25
F606950-2	21
F607358	17, 25
F607747-1	25
Extractor Motor	
F220411	103
F220413	105
F220421	103
F220422	103
F220427	105
Extrusion Trim	
F150452	73
Eye Screw	
F430523	105
F430524	103

F

Fender Washer	
F430303	93, 95
Fill Hose	
F150321	49
F150340	49
Filter Assembly	
F270305	57
F270306	57
Filter Element	
F270405	57
F270406	57
Flange Relay	
F330227	17, 19, 21, 25
F330230	17, 19, 21, 25
Flat Cable	
F140215	19
Flow Restrictor	
F380957	55
F380958	55
Frame Assembly	
F605071	95
F605462	95
F605950	95
F606178	93
F607003	93
F607004	93
F607005	93
F630232	93

Front Panel	
F757404	75
F757405	75
F757406	75
F757408	75
F757410	75
F757413	75
F757414	75
F757415	75
F757418	75
F757422	75
F757423	75
F757440	75
F757445	75
F757450	75
F757455	75
F757484-01	75
F757484-02	75
F757484-05	75
F757485-01	75
Front Panel Kit	
F757419	75
Front Shell Gasket Kit	
F792000	93, 95
Funnel Assembly	
F606651	37
Fuse	
F350104	51, 107
F350110	15, 21
F350115	53
F350127	31, 41
Fuse Board	
F370519	19
F370554	19, 21
Fuse Holder	
F350304	51, 107

G

Gasket	
F170106	71
F170123	71
F170124	71
F170152	95
F170170	47
F270407	57
Gasket O-ring	
F170209	71
Grommet	
F170607	87
Ground Connector	
F140734	51
Ground Lug Terminal	
F140374	53
Ground Terminal Lug	
F140734	107

H

Handle	
F150225	71
Hanke Coin Meter Kit	
F775302-01	31
F775302-02	31

Harness	
F604456	19, 21
Heating Element	
F360205	115, 117
F360206	117
Hinge	
F150224	73
F190203	85
Hose	
F150309	69
F150311	63
F150312	63, 65, 67
F150321	63, 65
F150331	63, 65, 67
F150332	65, 67, 69
F150340	63, 69
F150356	69
F150372	63, 67
F150399	63
F150400	63
F200108	49, 51
F200128	49
F200154	109, 111, 113
F200170	65
150414	65

I

Inner Front Panel	
F631968-2	87
Inner Front Panel Kit	
F631968-1	87
F757200	87
F757201	87
F757202	87
F757203	87
F757204	87
F757205	87
F757206	87
F757207	87
Input Block	
F140746	53
F140747	53
F140748	53
Input Power Block	
F140746	51
F140747	51
Insulator Bushing	
F140909	107
Insulator Decal	
F140912	21, 25
F140913	21, 25
F140914	21, 25
F140915	21, 25
F140916	21, 25
Interconnect Adapter	
F140593	21

J

Junction Box Cover	
F602533	51, 107

K

Key	
F160562	85
F160582	35
F160583	35
F160584	35
F160585	35
F160586	35
F160587	35
F160588	35
F160589	35
F160590	35
F160591	35
F190805-1	85
F430801	97, 99, 101, 103, 105
F430802	97, 99, 101
Keypad	
F340605	9
F340608	9
F370576	9

L

Latch	
F602753	87
Latch Arm	
F150229	71
Lever	
F605381	77, 81
Light	
F350404	11
F350406	11
F350411	11
F350412	11
F350420	11
F350421	11
F350422	11
F350423	11
Lock	
F190802	85
F190805	85
Lockwasher	
F431100	15, 19, 77
F431102	37
F431106	29
F431113	21
Lower Brace	
F634800	89, 91
F634801	89, 91
F634802	89, 91
F634803	89, 91
L.E.D. Display Board	
F370405	43

M

Manifold	
F150371	49
Mechanical Interlock	
F330152	15, 19, 21, 23, 27
Microswitch	
F340919	79, 81

Mixing Valve Mounting Plate	
F606595	51
Momentary Switch	
F340403	15, 23, 27
F340412	29
F340430	15
Motor	
F160538	17
F160539	17
F220110	97
F220111	99
F220120	99
F220124	97
F220125	97
F220320	97
F220321	99
F220322	99
F220325	97
F220326	99
F220327	99
F220352	97
F220353	99
F220354	99
F220387	97
F220388	97
F220389	97
F220414	101
F220415	101
F220416	101
F380932	59, 61
F380933	59, 61
F380943	59, 61
F380972	59, 61
G159764	59, 61
Motor Adjuster Sub-assembly	
F606257	103, 105
Motor Bushing	
F280214	101
Motor Plate	
F606055-1	105
F606055-2	103
Motor Pulley Bushing	
F280209	97
F280214	97
Mounting Bracket Assembly	
F632335	17

N

Nipple	
F420701	109, 111, 113
F420707	109, 111, 113
F420708	109, 111
F420709	113
F422517	65
Nozzle	
F380300	53
Nozzle Kit	
F730168	53

Nut	
F430205	103, 105
F430211	15, 19, 21, 23, 27
F43021537, 39, 63, 65, 67, 69, 73, 77, 83, 85, 93, 95, 109,	111, 113
F430218	93, 95, 103, 105
F430220	77, 81
F430224	53
F430225	77, 81
F430231 ... 15, 17, 19, 23, 25, 27, 49, 51, 77, 85, 107, 115,	117
F430232	51, 71, 77, 81, 107
F430239	93, 95
F430240	93, 95
F430606	73
F431005	37, 39, 103, 105
F431022	9, 17, 19, 21, 25, 53, 71, 111, 113
F431024	47
F431041	71
F432213	39

O

Optic Switch	
F160460	31
F775801-02	33
O-Ring	
F170208	53
Outer Front Panel	
F634665*	91
F634666	89
F634682*	91
F634683	89
F634764*	91
F634765	89
F634816*	91
F634817	89
F634836*	91
Overflow Hose	
F150317	63
F150332	63
Overload Protector	
F330236	15, 19
F330401	15, 19

P

Panel	
F634396-1	85
F634397-1	85
F634499-1	85
F634500-1	85
F635270-1	85
F635271-1	85
F635272-1	85
F635273-1	85
F635274-1	85
F635275-1	85
PC Board	
F370426-1	27
F370426-2	27
F609335	15, 23
F609336	15, 21, 23

PC BoardF60933521	
Plate	
F606595	49
Plug	
F150352	61
F360202	109, 111, 113, 115, 117
Power Input Block	
F140746	107
F140747	107
Power Supply Board	
F370411-1	31
F370411-2	31
Pulley	
F280139	97
F280168	97, 101
F280170	97
F280172	97, 99
F280173	99, 105
F280177	99
F280178	103
F280180	97
F280184	97
F280185	99, 101
F280186	99
F280197	103
F280198	97, 99
F280224	103, 105
F280226	105
F280227	103, 105
F280229	101
F280232	105
F280279	97
F280283	97
F280284	97
Pulley Kit	
F748001	99
Pushbutton Boot	
F340409	23, 27
Pushbutton Rod	
F320300	71
Pushbutton Stop	
F602540	77
F605382	81
Pushbutton Switch	
F340413	17, 25
F340442	17

R

RC Filter	
F330217	31
RC Network Filter	
F330217	19, 21
RC Network Filter Cable	
F330217	31
Rear Panel Kit	
F603475	85
F757000	85
F757001	85
F757002	85
F757003	85

Relay	
F330227	111, 113
F330230	111, 113
F370435	23, 27
F370436	23, 27
F370437	23, 27
F370438	23, 27
Repair Kit	
F380939	55
F380954	55
Rivet	
F431209	37
F431210	9, 13
F431215	85
F431217	73
F432005	87
Rivnut	
F432213	37
Rocker Switch	
F340411	29
Rod	
F601114	103, 105
F602813-2	73
F602844	101
F603059	99
F603897	99
Roll Pin	
F431222	71
R.C. Network Filter	
F330217	41

S

Screw	
F430100	99, 103, 105
F430103	63, 65, 67, 69
F430108	85, 109
F430114	103
F430115	109, 111, 113
F430116	103, 105
F430144	103, 105
F430172	111, 113, 117
F430173	29
F430174	37, 51, 53, 79, 83, 85, 107, 111, 113, 115, 117
F430177	49, 51
F430502	103, 105
F430518	93, 95
F430903	51, 107
F430904	15, 21, 23, 27, 37, 39
F430906	73
F430916	15, 17, 19, 21, 23, 25, 27, 49, 53, 73, 115, 117
F430917	15, 17, 19, 21, 23, 25, 27, 43, 53, 111, 113
F430925	37, 39, 77, 81, 85
F430927	97, 101, 103, 105
F430928	21, 25, 37, 39
F430929	49, 51
F430938	51, 107
F430942	93, 95
F430948	17, 25, 49, 51, 111, 113, 117
F430949	93
F430956	73
F430976	71
F430977	79, 83
F430978	79, 83
F430982	77, 81
F430983	77, 81
F430986	73
F430987	93, 95
F431701	53
F432293	73
Set Screw	
F430532	71
F430533	71
Shaft Seal	
F100208	93
F100228	93
F100229	93
F100240	95
F100241	95
F100242	93, 95
Shell Assembly	
F606977	109, 115
F606980	109, 115
F606982	109
F606984	109
F631201	109, 115
Shell Assembly Kit	
F741000	95
F741002	95
F741003	95
F741005	95
F741006	95
F741008	95
Shell Band Assembly	
F631977	93
F741701	93
F741702	93

Shell Band Kit			
F741700	93, 95		
F741701	95		
F741702	95		
Shell Front Assembly			
F632006	93		
Shell Front Kit			
F741300	93, 95		
F741301-01	93, 95		
F741302-01	93, 95		
Shell Kit			
F741010	111, 117		
F741012	113, 117		
F741013	113, 117		
Shell Weldment			
F634600	93		
F634608	93		
F634637	93		
F634644	93		
Shim			
F602679	73		
F603185	79, 83		
Side Panel Kit			
F757602	85		
F757603	85		
Siphon Tube			
F150390	49		
Soap Box Insert			
F606681	49		
Soap Dispenser Hose			
F150309	63, 67		
Solenoid			
F300112P	81		
F300123	81		
Solenoid Valve			
F380786	109, 111, 113		
F380787	109, 111, 113		
Solid State Switch Kit			
F730462	19		
F743400	19		
Spacer			
F401206	9		
F431911	53		
Splash Shield			
F320200	79, 83		
Spring			
F310124	97, 99, 101		
F310125	71		
Standoff			
F432001	31, 41		
Start Control Assembly			
F160650	37, 39		
F160651	37, 39		
Start/Stop Switch Assembly			
F607468	29		
Steam Heat Kit			
F730464	109, 111		
F730465	109, 113		
F730466	109, 113		
F730467	109, 111		
F730468	109, 113		
F730469	109		
F730470	109, 111		
F730471	109, 113		
F730472	109, 113		
F730473	109, 111, 113		
F730474	109, 113		
F730475	109, 113		
Steam Injector Tube Assembly			
F603131	109, 111, 113		
Strainer Screen			
F270200	55		
Strap			
F140601	109, 111, 113		
Stud			
F390300	85		
Supply Dispenser			
F150307	49		
F602374-2	49		
F634377	51		
Supply Hose Bracket			
F606516	53		
Support Rod			
F602844	97		
Switch			
F340001	15, 19, 27		
F340002	15, 19, 27		
F340200	77		
F340201	77		
F340404	41		
F340413	111, 113		
Switchplate Assembly			
F633092-1	29		
<hr/>			
T			
Tag			
F230528	7		
Tee			
F422806	111, 113, 117		
Temperature Probe			
F370606	109, 115, 117		
Terminal Block			
F140748	107		
F140770	107		
Terminal Strip			
F140738	17, 19, 21, 23, 25, 27, 53		
F140753	23, 27		
F140916	31		
Thermostat			
F290111	111, 113, 115, 117		
3-Way Mixing Valve Kit			
F380794	51		
F380795	51		
3-Way Valve Assembly Kit			
F730455	55		
F730456	55		

Time Delay Relay	
F330203	19, 21
F330206	19, 21
F330335	15, 19, 21, 23, 27
F370437	21
F370438	21
Timer	
F160301	17, 25
F160304	17, 25
Timer Motor	
F160538	25
Top Brace	
F602620	87
F603014	87
F603227	87
F606239	87
F631247	87
Top Cover	
F631963	85
Top Cover Kit	
F758000-01	85
F758002-01	85
F758003	85
Torsion Spring	
F310110	77, 81
Transformer	
F160619	35
Tri-Level Water Switch	
F340311	109, 111, 115, 117
F340321	109, 113, 115, 117
F340328	113
Trim	
F170401	87
F610106	87
F610203	87
F610396	87
Trunnion Assembly	
F602770	93
F603581	93
F605727	95
F605952	95
F605993	93, 95
Trunnion Kit	
F747001	95
F747003	95
F747005	95
Tubing	
F200168	53
F610397	109, 111, 113, 115, 117

U

Union	
F608237	65
Upgrade Kit	
F775013-01	31

V

Vacuum Breaker Assembly	
F603031	51
Vacuum Breaker Bottom	
F150330	49

Vacuum Breaker Cover	
F603151	49
Vacuum Breaker Hose	
F150321	51
F150340	51
F150372	51
Vacuum Breaker Top	
F150329	49
Valve Body	
F380920	59
Valve Kit	
F730455	49
F730456	49
Valve Panel	
F631957	85
Valve Panel Kit	
F758206	85
F758207	85
F758208	85
Vault	
F607234	39
V-belt	
F280304	99, 105
F280321	97
F280337	97, 101
F280341	99, 105
F280342	99
F280343	97
Vertical Eight Coin Slide	
F160652	39
Vertical Eight Slide Coin Meter Kit	
F775101-01	39
F775101-02	39
Vertical Eight Slide Coin Meter Kit w/Coin Slide	
F775100-01	39
F775100-02	39
Vertical Slide Adapter Kit	
F730358	37
F775100-01	37
F775100-02	37

W

Wash Motor	
F220410	103
F220412	105
F220417	103
F220420	103
F220425	105

Washer	
F200500.....	57
F430301.....	93, 95, 103, 105
F430305.....	103, 105
F430311.....	15, 19, 27, 43
F430317.....	63, 65, 67, 69, 85, 93, 95, 103, 105, 109, 111,
F430322.....	49, 51
F430325.....	97, 99, 101, 103, 105
F431100.....	21, 23, 27, 81, 103, 105
F431102.....	39
F431108.....	15, 21, 23, 27
F431113.....	9, 17, 19, 25, 37, 39, 43, 53, 71, 111, 113
F431115.....	99, 103, 105
F431123.....	17, 25, 77, 81
F431126.....	97, 101, 103, 105
F431128.....	93, 95
F431131.....	93, 95
F431147.....	47
F431901.....	77, 81
F431902.....	77, 81
F431903.....	77, 81
F431907.....	71
F431915.....	41
Water Level Switch	
F340311.....	23
F340312.....	15, 19, 23
F340319.....	15, 19, 27
F340320.....	15, 19, 27
F340321.....	15, 19, 21, 23, 27
F340325.....	21, 23
Wiring Harness	
F603760.....	29
F606806.....	35
F607065.....	43
F607322-2.....	31
Wiring Harness Assembly	
F634561-1.....	29, 35
F634561-2.....	29, 35

Y

"Y" Connector	
F422808.....	51