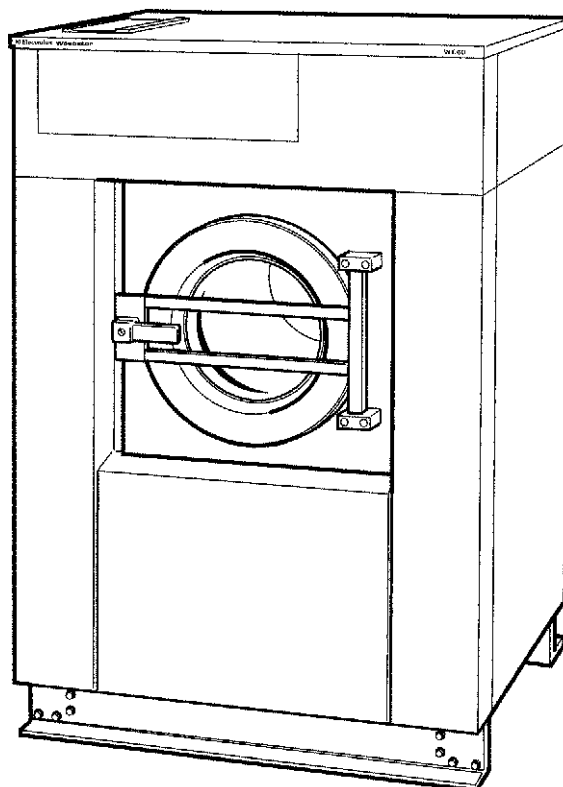


**WASCOMAT**

Spare Parts Catalogue

Catalogue de pièces de rechange

---



EX-22, EX-22 HI-TEK, EX-22FC

---



## List of issues

Group  
Groupe  
**US45**

### **EX-22,EX-22 HI-TEK,EX-22FC**

Illustration	Page	Table of contents
100044	113	Inlet valve 3/4", single
100045	115	Inlet valve 3/4", 2-way
100208	99	Control unit FLE220MP
100241	77	MP machines with connection for cold water
100355	37	Control panel FLE 220 MP
100387	91	Control unit FLE220
100404	7	Main exploded view
100405	11	Main exploded view
100406	23	Front panel with control panel, door, top panel
100408	43	Suspension
100409	49	Door and locking system
100410	51	Door and locking system
100411	61	Back plate with inner drum
100413	67	Rear panel with components
100414	81	Motor bracket and motors
100415	83	Motor bracket and motors
100416	85	Motor bracket and clutch motors
100417	89	Steam components
100427	75	Connection for cold and hot water
100495	35	Control panel, FLE, unheated
100496	31	Control panel, FLE, heated
100500	29	Control panel, FLE, heated
100501	33	Control panel, FLE, unheated
100562	111	Drain valve
100568	117	Inlet valve 1/2", 3/4", 1", 1 1/4", 2"
100584	121	Centrifugal motor 1-speed
100585	123	Centrifugal motor 1-speed
100605	125	Card programmer
100625	135	Door lock
100666	129	Electronic coin meter
100666	131	Electronic coin meter
100666	133	Electronic coin meter
100774	45	Suspension
100806	119	Control valve
100821	53	Door and locking system
100826	127	Memory cartridge complete
100892	57	Door and hinged joint
100895	41	Control panel FLE 220 MP
100900	95	Control unit complete
100901	101	Control unit complete
100903	39	Control panel FLE 220 MP
100905	55	Door and locking system
100906	137	Door lock
100915	15	Main exploded view
100929	79	Connection for cold and hot water
100987	63	Back plate with inner drum
101090	27	Lining and top panel
101117	103	Control unit complete
101118	105	Components
101119	87	Motor bracket
101168	71	Rear panel with components
101174	69	Rear panel with components
101344	19	Main exploded view
101346	47	Suspension
101367	139	Detergent container
101368	141	Detergent dispenser
101373	109	Sound insulation
101396	107	Components
101453	59	Spray system
102180	73	Connection for cold and hot water

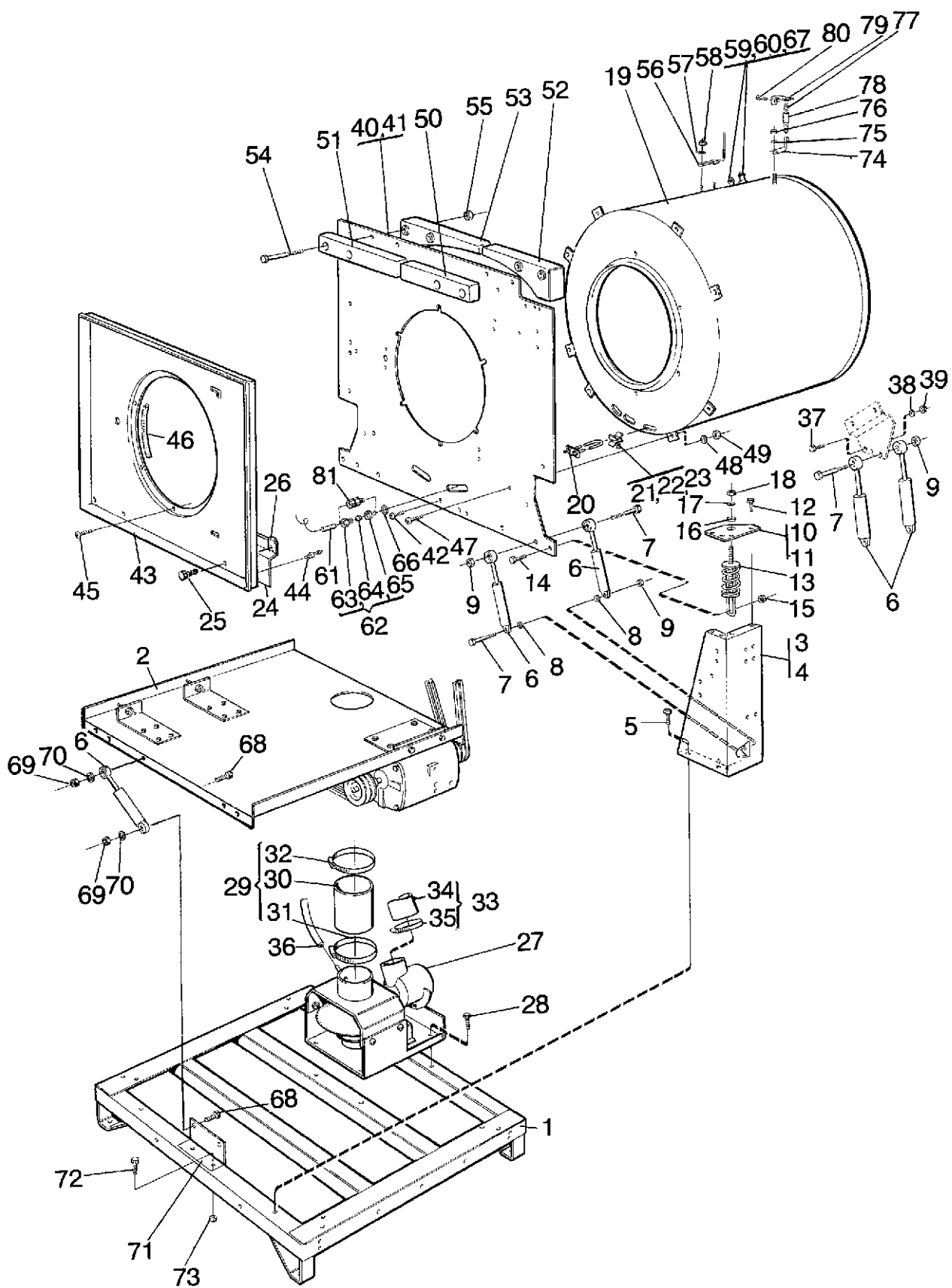
List of issues

**EX-22,EX-22 HI-TEK,EX-22FC**

Illustration    Page    Table of contents

## EX-22,EX-22 HI-TEK,EX-22FC

Table of contents	Table des matières	Page/Page
Main exploded view	Vue éclatée principale	7
Main exploded view	Vue éclatée principale	11
Main exploded view	Vue éclatée principale	15
Main exploded view	Vue éclatée principale	19
Front panel with control panel, door, top panel	Panneau frontal avec pupitre de commande	23
Lining and top panel	Panneau frontal avec pupitre de commande	27
Control panel, FLE, heated	Pupitre de commande, FLE, chauffage	29
Control panel, FLE, heated	Pupitre de commande, FLE, chauffage	31
Control panel, FLE, unheated	Pupitre de commande, FLE, sans chauffage	33
Control panel, FLE, unheated	Pupitre de commande, FLE, sans chauffage	35
Control panel FLE 220 MP	Plaque du pupitre de commande FLE 220 MP	37
Control panel FLE 220 MP	Plaque du pupitre de commande FLE 220 MP	39
Control panel FLE 220 MP	Plaque du pupitre de commande FLE 220 MP	41
Suspension	Amortisseur	43
Suspension	Amortisseur	45
Suspension	Amortisseur	47
Door and locking system	Plaque et serrure de plaque	49
Door and locking system	Plaque et serrure de plaque	51
Door and locking system	Plaque et serrure de plaque	53
Door and locking system	Plaque et serrure de plaque	55
Door and hinged joint	Assemblage articulé et plaque	57
Spray system	Assemblage articulé et plaque	59
Back plate with inner drum	Pignon arrière avec tambour intérieur	61
Back plate with inner drum	Pignon arrière avec tambour intérieur	63
Rear panel with components	Panneau arrière avec éléments	67
Rear panel with components	Panneau arrière avec éléments	69
Rear panel with components	Panneau arrière avec éléments	71
Connection for cold and hot water	Raccords eau chaude et eau froide	73
Connection for cold and hot water	Raccords eau chaude et eau froide	75
MP machines with connection for cold water	Machines MP avec raccord pour eau froide	77
Connection for cold and hot water	Raccords eau chaude et eau froide	79
Motor bracket and motors	Support-moteur et moteurs	81
Motor bracket and motors	Support-moteur et moteurs	83
Motor bracket and clutch motors	Support moteur et moteurs embrayage	85
Motor bracket	Support moteur	87
Steam components	Composants	89
Control unit FLE220	Unité de contrôle FLE220	91
Control unit complete	Unité de commande complète	95
Control unit FLE220MP	Unité de contrôle FLE220MP	99
Control unit complete	Unité de commande complète	101
Control unit complete	Unité de commande complète	103
Components	Composants	105
Components	Composants	107
Sound insulation	Isolant sonore	109
Drain valve	Purgeur	111
Inlet valve 3/4", single	Soupape de admission 3/4", simple	113
Inlet valve 3/4", 2-way	Soupape de admission 3/4", 2 voies	115
Inlet valve 1/2", 3/4", 1", 1 1/4", 2"	Soupape de admission 1/2", 3/4", 1", 1 1/4", 2"	117
Control valve	Soupape	119
Centrifugal motor 1-speed	Moteur 1 vitesse	121
Centrifugal motor 1-speed	Moteur 1 vitesse	123
Card programmer	Programmeur cartes	125
Memory cartridge complete	Cassette de mémoire complet	127
Electronic coin meter	Monnayeur électronique	129
Electronic coin meter	Monnayeur électronique	131
Electronic coin meter	Monnayeur électronique	133
Door lock	Serrure de porte	135
Door lock	Serrure de porte	137
Detergent container	Compartiment à savon	139
Detergent dispenser	Compartiment à savon	141



Issue	Month	Year
01	05	88

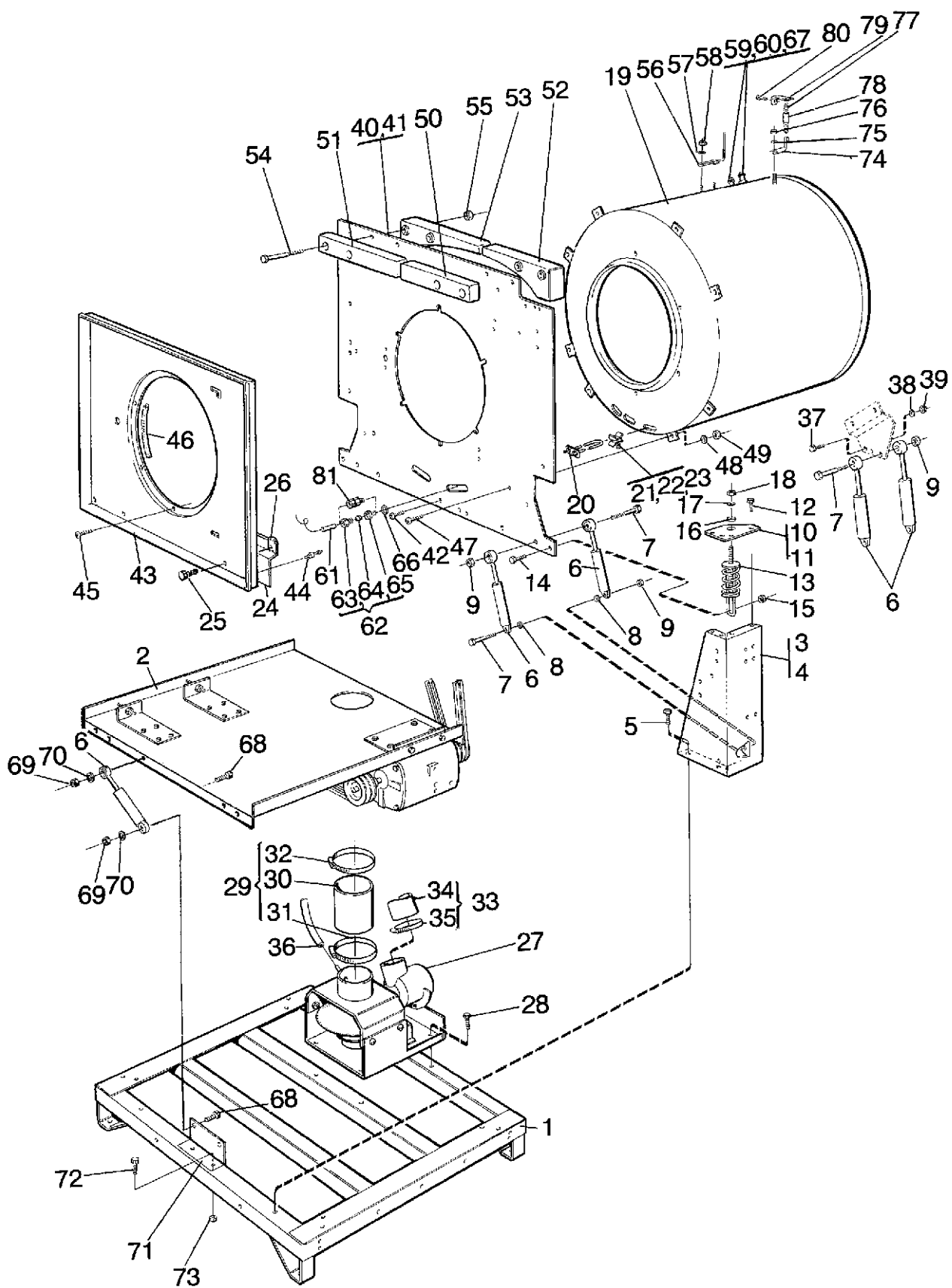
**EX-22 HI-TEK,EX-22 -82/490**

**Main exploded view**

**Vue éclatée principale**

Illustration Issue Month Year  
Schéma Issue Month Year  
**100404 3 1 1999**

Item Article	Qua. Qua.	Art.No Réf. article	Description	Description	Info Info	Notes Remarques
1	1	472 6423-01	Bottom frame	Cadre d'assise	3	
2			Motor	Moteur		See illustr. 100414
3	2	472 6436-01	Support	Support de châssis	3	Left
4	2	472 6436-02	Support	Support de châssis	3	Right
5	16	725 2455-61	Screw	Vis	3	M8X30
6	10	471 8252-05	Shock absorber	Amortisseur	1,2	
7	8	725 2505-51	Screw	Vis	3	M10X70
8	20	734 1173-01	Washer	Rondelle	3	BRB 10,5X21
9	12	732 2120-01	Locking nut	Contre-écrou	3	M10
10	2	472 6439-01	Cover	Couvercle	3	Left
11	2	472 6439-02	Cover	Couvercle	3	Right
12	16	725 2366-61	Screw	Vis	3	M6SF 6X12
13	4	472 6456-01	Suspension	Amortisseur	1	See illustr. 100408
14	4	725 2501-51	Screw	Vis	3	M10X50
15	4	732 2120-01	Locking nut	Contre-écrou	3	M10
16	4	472 6086-02	Bushing	Douille	3	
17	4	734 1822-51	Washer	Rondelle	3	NB 8X22
18	4	732 2118-01	Locking nut	Contre-écrou	3	M8
19	1	472 6425-01	Outer drum	Extérieur du tambour	1	El.
	1	472 6425-02	Outer drum	Extérieur du tambour	1	DS
20	3	471 9802-04	Heating element	Élément chauffant	1,2	220V 5KW
	3	471 9802-05	Heating element	Élément chauffant	1,2	254V 5KW
21	4	472 6153-02	Bracket	Pièce de retenue	3	FOR HEATING ELEMENT
22	6	471 7803-06	Pressure spring	Ressort de pression	1	
23	6	732 2114-92	Locking nut	Contre-écrou	3	M5
24	1	472 6150-01	Cover	Couvercle	1	HEATING ELEMENT
25	2	729 5340-42	Screw	Vis	3	RXS B8X9,5
26	2	471 9040-84	Nut	Écrou	3	
27	1	472 6020-10	Drain valve	Purgeur	1	220V 50/60Hz See group US8101
28	4	729 9410-81	Screw	Vis	3	M10X13
29	1	471 6664-60	Repair kit	Kit reconditionnement	1,2	DRAIN
30	1	472 6463-01	•Hose	•Flexible		
31	1	471 7851-03	•Hose clamp	•Attache flexible		Ø95-115
32	1	736 2849-51	•Hose clamp	•Attache flexible		Ø77-93
33	1	471 6664-61	Kit	Kit	1,2	
34	1	472 6462-01	•Hose	•Flexible		
35	2	736 2837-51	•Hose clamp	•Attache flexible		Ø48-54
36	1	471 8118-01	Hose	Flexible	1,2	
37	6	725 2495-51	Screw	Vis	3	M6S 10X30
38	6	734 1173-01	Washer	Rondelle	3	BRB 10,5X21
39	6	732 2120-01	Locking nut	Contre-écrou	3	M10
40	1	472 6437-01	End piece	Pignon	1	
41	1	472 6438-01	End piece	Pignon	1	
42	1	471 9100-36	Screw	Vis	3	M6S 10X40
43	1	472 6411-01	Trim panel	Panneau d'habillage	1	
44	4	472 6083-00	Rubber cushion	Butoir en caoutchouc	3	
45	6	724 1323-42	Screw	Vis	3	M5X8
46	1	471 8153-06	Strip	Ruban	1	
47	8	725 2372-51	Screw	Vis	3	M6X25
48	8	471 9018-51	Washer	Rondelle	3	
49	8	732 2116-01	Locking nut	Contre-écrou	3	M6
50	1	472 6506-01	Counterweight	Contrepoids	1	Left
51	1	472 6506-02	Counterweight	Contrepoids	1	Right
52	1	472 6476-01	Counterweight	Contrepoids	1	
53	1	472 6476-02	Counterweight	Contrepoids	1	
54	4	471 9041-05	Screw	Vis	3	M8X100
55	4	732 2118-01	Locking nut	Contre-écrou	3	M8
56	1	472 6451-01	Spring	Ressort	3	-80/040



Issue	Month	Year
01	05	88



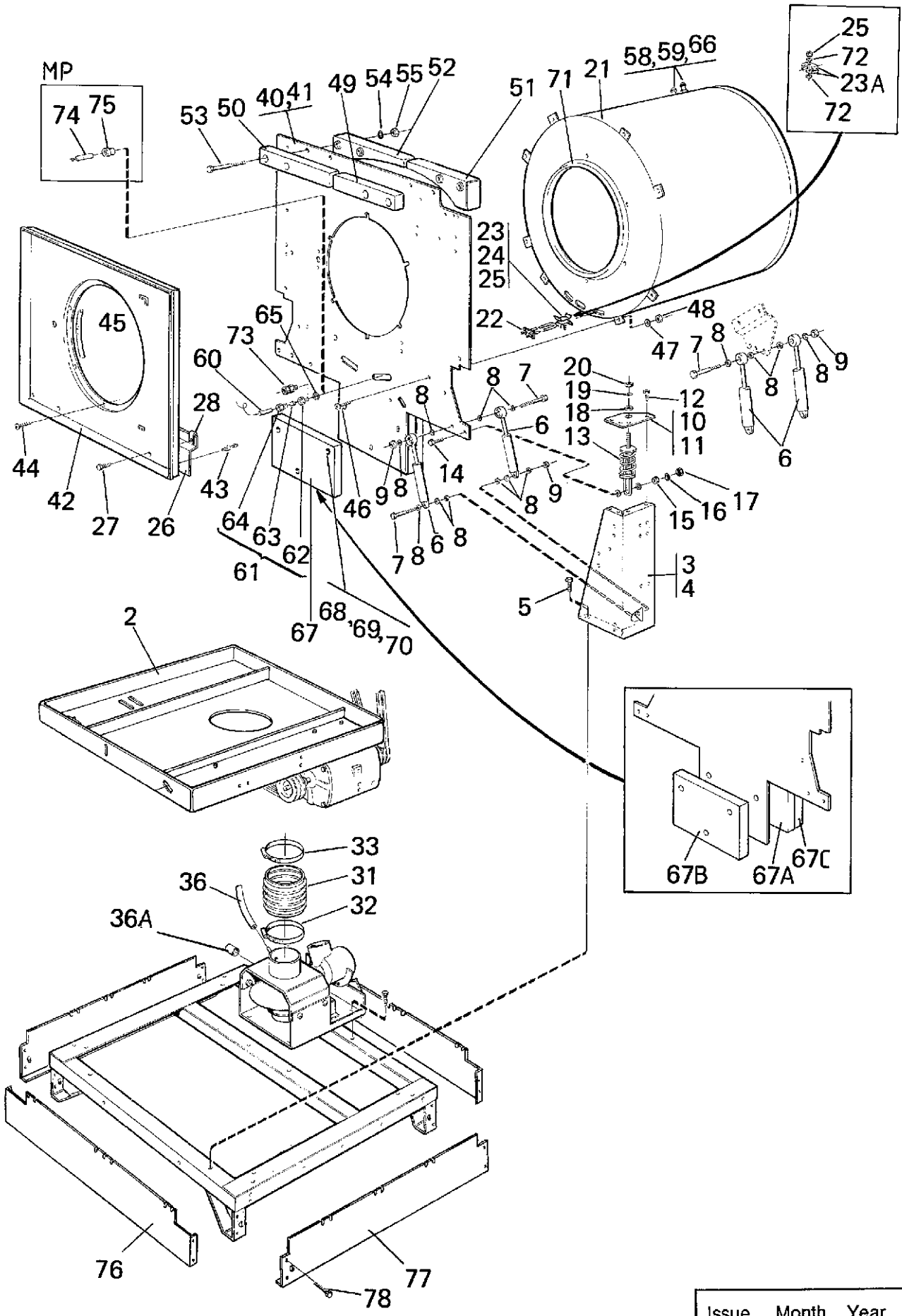
**EX-22 HI-TEK,EX-22 -82/490**

**Main exploded view**

**Vue éclatée principale**

Illustration Issue Month Year  
Schéma Issue Month Year  
**100404 3 1 1999**

Item Article	Qua. Qua.	Art.No Réf. article	Description	Description	Info Info	Notes Remarques
57	2	734 1146-01	Washer	Rondelle	3	BRB 5,3X10 -80/040
58	2	732 2114-01	Locking nut	Contre-écrou	3	M5 -80/040
59	1	472 6502-02	Mounting plate	Plaque de montage	3	
60	2	471 8623-01	Connection	Embrayage	1	1/2"
61	1	471 8806-61	Sensor unit	Bloc de détection	1,2	For thermostat
62	1	471 6664-33	Kit	Kit	1,2	Thermostat
63	1	471 2416-41	•Nipple	•Raccord		
64	1	471 2416-43	•Cone	•Cône		
65	1	471 2416-42	•Nipple	•Raccord		
66	1	740 4805-03	O-ring	Joint torique	1	
67	2	471 9058-98	Gasket	Joint	3	
68	4	725 2501-51	Screw	Vis	3	M10X50
69	4	732 2320-01	Nut	Écrou	3	M10
70	4	734 1173-01	Washer	Rondelle	3	BRB 10,5X21
71	1	472 6520-01	Bracket	Pupitre	3	
72	2	725 2451-51	Screw	Vis	3	M8X20
73	2	732 2318-01	Nut	Écrou	3	M8
74	1	472 6065-02	Bracket	Pièce de retenue	3	80/041-82/490
75	1	734 1146-01	Washer	Rondelle	3	BRB 5,3X10 80/041-82/490
76	1	732 2114-01	Locking nut	Contre-écrou	3	M5 80/041-82/490
77	1	471 7800-05	Tensioner spring	Ressort tendeur	1	80/041-82/490
78	1	471 8128-02	Hose	Flexible	1	80/041-82/490
79	1	472 6155-01	Spring retainer	Montage suspension	3	80/041-82/490
80	1	729 5279-01	Screw	Vis	3	RXS B6X9,5 80/041-82/490
81	1	471 8636-01	Nipple	Raccord	1,2	Non-heated



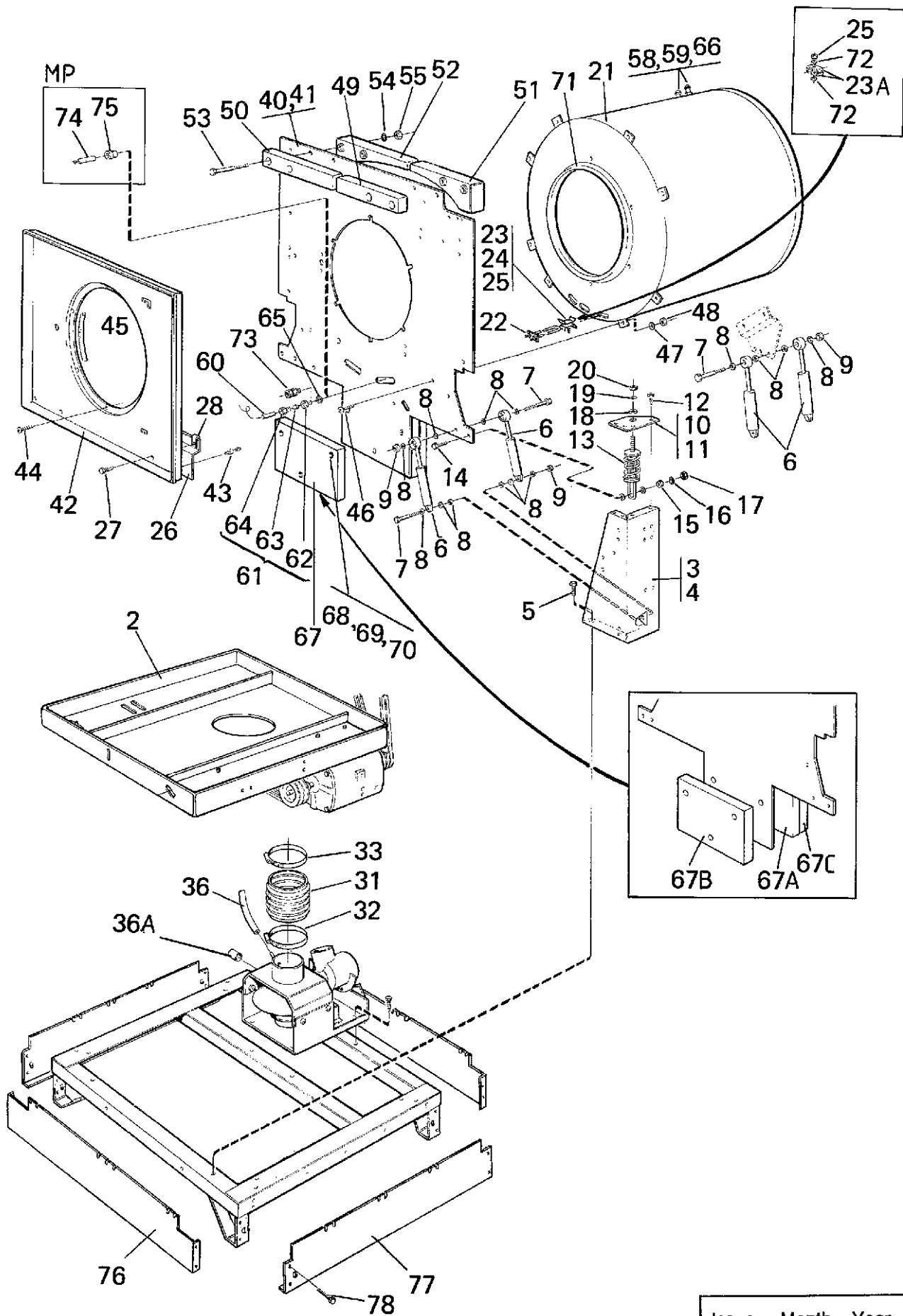
**EX-22 HI-TEK,EX-22 82/491-91/5874**

**Main exploded view**

**Vue éclatée principale**

Illustration Issue Month Year  
Schéma Issue Month Year  
**100405 6 11 2000**

Item Article	Qua. Qua.	Art.No Réf. article	Description	Description	Info Info	Notes Remarques
1	1	472 6541-01	Bottom frame	Cadre d'assise	3	
2			Motor	Moteur		See illustr. 100415
3	2	472 6436-01	Support	Support de châssis	3	Left
4	2	472 6436-02	Support	Support de châssis	3	Right
5	18	725 2449-61	Screw	Vis	3	M6SF 8X16
6	1	472 9901-06	Shock absorber	Amortisseur	1,2	Kit KIT WITH 8 PCS
7	8	725 2507-51	Screw	Vis	3	M10X80
8	40	734 1173-01	Washer	Rondelle	3	BRB 10,5X21
9	8	732 2120-01	Locking nut	Contre-écrou	3	M10
10	2	472 6439-01	Cover	Couvercle	3	Left -83/540
	2	472 6439-03	Cover	Couvercle	3	Left 83/541-89/4950
11	2	472 6439-02	Cover	Couvercle	3	Right -83/540
	2	472 6439-04	Cover	Couvercle	3	Right 83/541-89/4950
12	20	725 2366-61	Screw	Vis	3	M6SF 6X12
13			Suspension	Amortisseur	1	AND 100774 See illustr. 100408
14	4	725 2501-51	Screw	Vis	3	M10X50
15	4	472 6008-02	Spacer	Entretoise	3	-89/4950
16	8	471 7807-01	Washer	Rondelle	3	28X10,2
17	4	732 2120-01	Locking nut	Contre-écrou	3	M10
18	4	472 6580-01	Bushing	Douille	3	-83/850
	4	472 6580-02	Bushing	Douille	3	83/851-89/4950
19	4	734 1173-01	Washer	Rondelle	3	BRB 10,5X21 -89/4950
20	4	732 2120-01	Locking nut	Contre-écrou	3	M10 -89/4950
21	1	472 6535-41	Outer drum	Extérieur du tambour	1	El. -88/3962
	1	472 6535-42	Outer drum	Extérieur du tambour	1	DS,GAS,NON HEATING -88/3962
	1	472 6535-51	Outer drum	Extérieur du tambour	1	El. 88/3963-
	1	472 6535-52	Outer drum	Extérieur du tambour	3	DS,GAS,NON HEATING 88/3963-
23	6	472 6153-02	Bracket	Pièce de retenue	3	HEATING ELEMENT 82/491-83/690
23A	6	472 6581-03	Clamp	Attache	3	FOR HEATING ELEMENT 83/691-
24	6	471 7803-06	Pressure spring	Ressort de pression	1	82/491-83/690
25	3	732 2114-92	Locking nut	Contre-écrou	3	M5
26	1	472 6150-01	Cover	Couvercle	1	HEATING ELEMENT
27	2	471 8343-22	Screw	Vis	3	RTS 4,2X9,5
28	2	733 7821-41	Clip	Colliers de serrage	3	
29	1	472 6020-10	Drain valve	Purgeur	1	220V 50/60Hz See group US8101
30	4	729 9410-81	Screw	Vis	3	M10X13
31	1	472 6463-01	Hose	Flexible	1,2	
32	1	736 2849-51	Hose clamp	Attache flexible	3	Ø77-93
33	1	471 7851-03	Hose clamp	Attache flexible	3	Ø95-115
34						Not used
35						Not used
36	1	471 5103-03	Hose	Flexible	1,2	
36A	1	471 8644-02	Plug	Fiche	3	
37						Not used
38						Not used
39						Not used
40	1	472 6544-02	End piece	Pignon	1	FRONT
41	1	472 6545-02	End piece	Pignon	1	Rear
42	1	472 6411-01	Trim panel	Panneau d'habillage	1	
43	4	472 6083-00	Rubber cushion	Butoir en caoutchouc	3	
44	6	724 1323-42	Screw	Vis	3	M5X8
45	1	471 8153-06	Strip	Ruban	1	
46	8	725 2453-51	Screw	Vis	3	M8X25



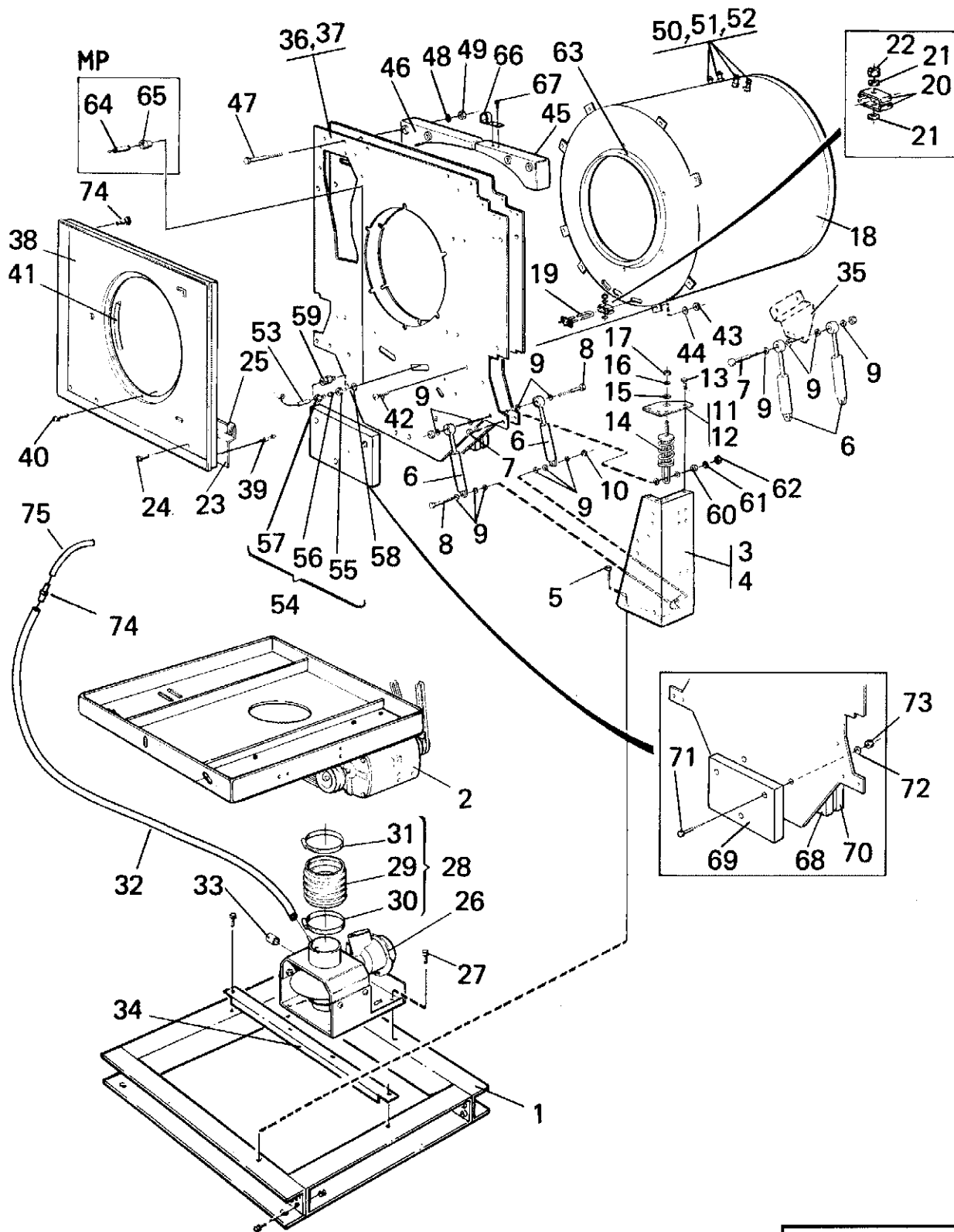
**EX-22 HI-TEK,EX-22 82/491-91/5874**

**Main exploded view**

**Vue éclatée principale**

Illustration Issue Month Year  
Schéma Issue Month Year  
**100405 6 11 2000**

Item Article	Qua. Qua.	Art.No Réf. article	Description	Description	Info Info	Notes Remarques
47	8	734 1164-01	Washer	Rondelle	3	8,4X17
48	8	732 2118-01	Locking nut	Contre-écrou	3	M8
49						Not used
50						Not used
51	1	472 6575-05	Counterweight	Contrepoids	1	Left
52	1	472 6575-05	Counterweight	Contrepoids	1	Right
53	4	725 2473-51	Screw	Vis	3	M8X110
54	4	734 1164-01	Washer	Rondelle	3	8,4X17
55	4	732 2118-01	Locking nut	Contre-écrou	3	M8
56						Not used
57						Not used
58	1	472 6502-02	Mounting plate	Plaque de montage	3	
59	2	471 8623-01	Connection	Embrayage	1	1/2"
60	1	471 8806-61	Sensor unit	Bloc de détection	1,2	EL,DS,FOR THERMOSTAT
61	1	471 6664-33	Kit	Kit	1,2	Thermostat
62	1	471 2416-41	•Nipple	•Raccord		
63	1	471 2416-43	•Cone	•Cône		
64	1	471 2416-42	•Nipple	•Raccord		
65	1	740 4805-03	O-ring	Joint torique	1	
66	2	471 9058-98	Gasket	Joint	3	
67	2	472 6560-01	Counterweight	Contrepoids	1	-82/490
67A	1	472 6560-01	Counterweight	Contrepoids	3	82/491-
67B	1	472 6560-02	Counterweight	Contrepoids	3	82/491-
67C	1	472 6678-01	Counterweight	Contrepoids	3	82/491-
68	3	725 2511-51	Screw	Vis	3	M10X100 FOR MACH.WITHOUT CLUTCH MOTOR
	3	725 2518-51	Screw	Vis	3	M6S 10X140 FOR MACH. WITHOUT CLUTCH MOTOR
69	3	734 1173-01	Washer	Rondelle	3	BRB 10,5X21
70	3	732 2120-01	Locking nut	Contre-écrou	3	M10
71	1	472 6702-02	Rubber strip	Joint caoutchouc	1	
72	6	734 1146-09	Washer	Rondelle	3	BRB 5,3X10
73	1	471 8636-01	Nipple	Raccord	3	Non-heated
74	1	472 9913-22	Sensor	Capteur	1,2	Complete
75	1	471 8192-01	•Bushing	•Douille	3	
76	2	472 9106-01	Plate	Plaque	3	89/5054-
77	2	472 9107-01	Plate	Plaque	3	89/5054-
78	8	725 2289-61	Screw	Vis	3	M4X10 89/5054-



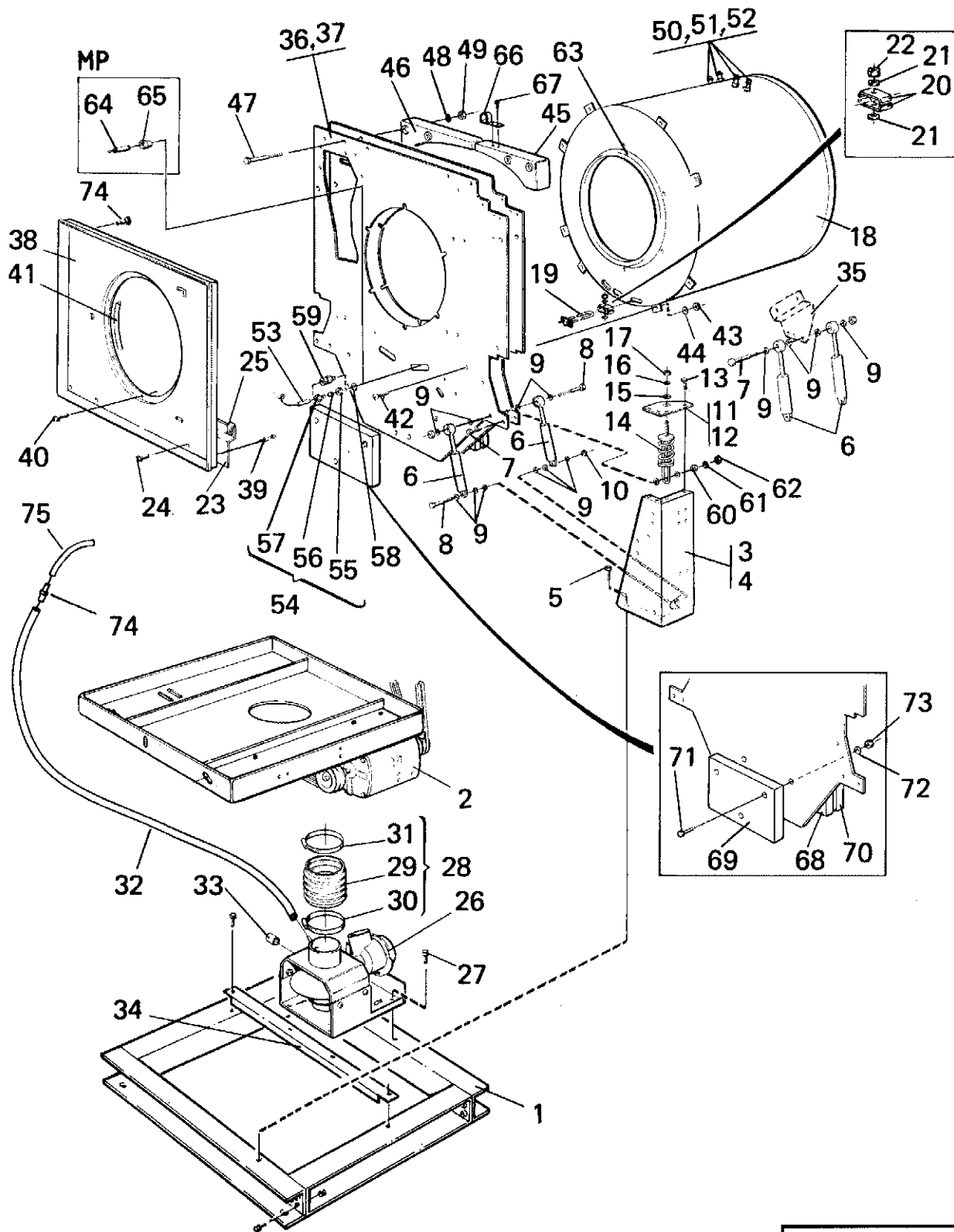
**EX-22 HI-TEK,EX-22FC 91/5875-95/8889,EX-22 91/5875-95/8889**

**Main exploded view**

**Vue éclatée principale**

Illustration Issue Month Year  
Schéma Issue Month Year  
**100915 8 11 2000**

Item Article	Qua. Qua.	Art.No Réf. article	Description	Description	Info Info	Notes Remarques
1	1	472 9135-02	Frame	Base	3	
2			Motor	Moteur		See illustr. 100416
3	2	472 6436-01	Support	Support de châssis	3	Left
4	2	472 6436-02	Support	Support de châssis	3	Right
5	RQ	725 2449-61	Screw	Vis	3	M6SF 8X16
6	1	472 9901-06	Shock absorber	Amortisseur	1,2	Kit KIT WITH 8 PCS
7	4	725 2501-51	Screw	Vis	3	M10X50
8	8	725 2507-51	Screw	Vis	3	M10X80
9	45	734 1173-01	Washer	Rondelle	3	BRB 10,5X21
10	13	732 2120-01	Locking nut	Contre-écrou	3	M10
11	2	438 4006-01	Cover	Couvercle	3	Left
12	2	438 4006-02	Cover	Couvercle	3	Right
13	RQ	725 2366-61	Screw	Vis	3	M6SF 6X12
14	2	472 6686-03	Suspension	Amortisseur	1,2	See illustr. 100774
	2	472 6686-04	Suspension	Amortisseur	1,2	
15	4	472 6580-02	Bushing	Douille	3	
16	4	734 1173-01	Washer	Rondelle	3	BRB 10,5X21
17	4	732 2120-01	Locking nut	Contre-écrou	3	M10
18	1	472 6535-64	Outer drum	Extérieur du tambour	1	El.
	1	472 6535-65	Outer drum	Extérieur du tambour	1	DS, NON HEATED
	1	472 6535-69	Outer drum	Extérieur du tambour	1	EL, EX-22 HI-TEK FC
	1	472 6535-70	Outer drum	Extérieur du tambour	1	DS,HW,EX-22 HI-TEK FC
19	3	471 9811-15	Heating element	Élément chauffant	1,2	6KW 254V 95/8303-
	3	471 9803-13	Heating element	Élément chauffant	1,2	220V 5KW -95/8302
20	6	472 6581-03	Clamp	Attache	3	FOR ELEMENT
21	6	734 1146-09	Washer	Rondelle	1	BRB 5,3X10
22	3	732 2114-92	Locking nut	Contre-écrou	3	M5
23	1	472 6150-01	Cover	Couvercle	1	
24	2	471 8340-23	Screw	Vis	3	RTS 4,2X13
25	2	733 7821-41	Clip	Colliers de serrage	3	
26	1	472 6020-10	Drain valve	Purgeur	1,2	220V 50/60Hz See group US8101
27	6	729 9410-81	Screw	Vis	3	M10X13
28	1	471 6664-60	Repair kit	Kit reconditionnement	1,2	
29	1	472 6463-01	•Hose	•Flexible		
30	1	736 2849-51	•Hose clamp	•Attache flexible		Ø77-93
31	1	471 7851-03	•Hose clamp	•Attache flexible		Ø95-115
32	1	471 5103-05	Hose	Flexible	1,2	
33	1	471 8644-02	Plug	Fiche	3	
34	1	472 9164-02	Brace	Montant	3	
35			Bracket	Support de montage		See illustr. 100412
36	1	472 9130-01	End piece	Pignon	3	FRONT
37	1	472 9131-01	End piece	Pignon	3	Rear
38	1	472 9142-01	Trim panel	Panneau d'habillage	3	Stainless
39	3	472 6083-00	Rubber cushion	Butoir en caoutchouc	3	
40	6	471 8344-22	Screw	Vis	3	MRT 5X8
41	1	471 8153-06	Strip	Ruban	1	L=1415
42	8	725 2453-51	Screw	Vis	3	M8X25
43	8	732 2118-01	Locking nut	Contre-écrou	3	M8
44	8	734 1164-01	Washer	Rondelle	3	8,4X17
45	1	472 6575-05	Counterweight	Contrepoids	1	Left
46	1	472 6575-05	Counterweight	Contrepoids	1	Right
47	4	725 2473-51	Screw	Vis	3	M8X110
48	4	734 1164-01	Washer	Rondelle	3	8,4X17
49	4	732 2118-01	Locking nut	Contre-écrou	3	M8
50	4	471 8623-01	Connection	Embrayage	3	1/2"
51	2	472 6502-02	Mounting plate	Plaque de montage	3	
52	4	471 9058-98	Gasket	Joint	3	
53	1	471 8806-61	Sensor unit	Bloc de détection	1,2	FOR THERMOSTAT,EL,DS





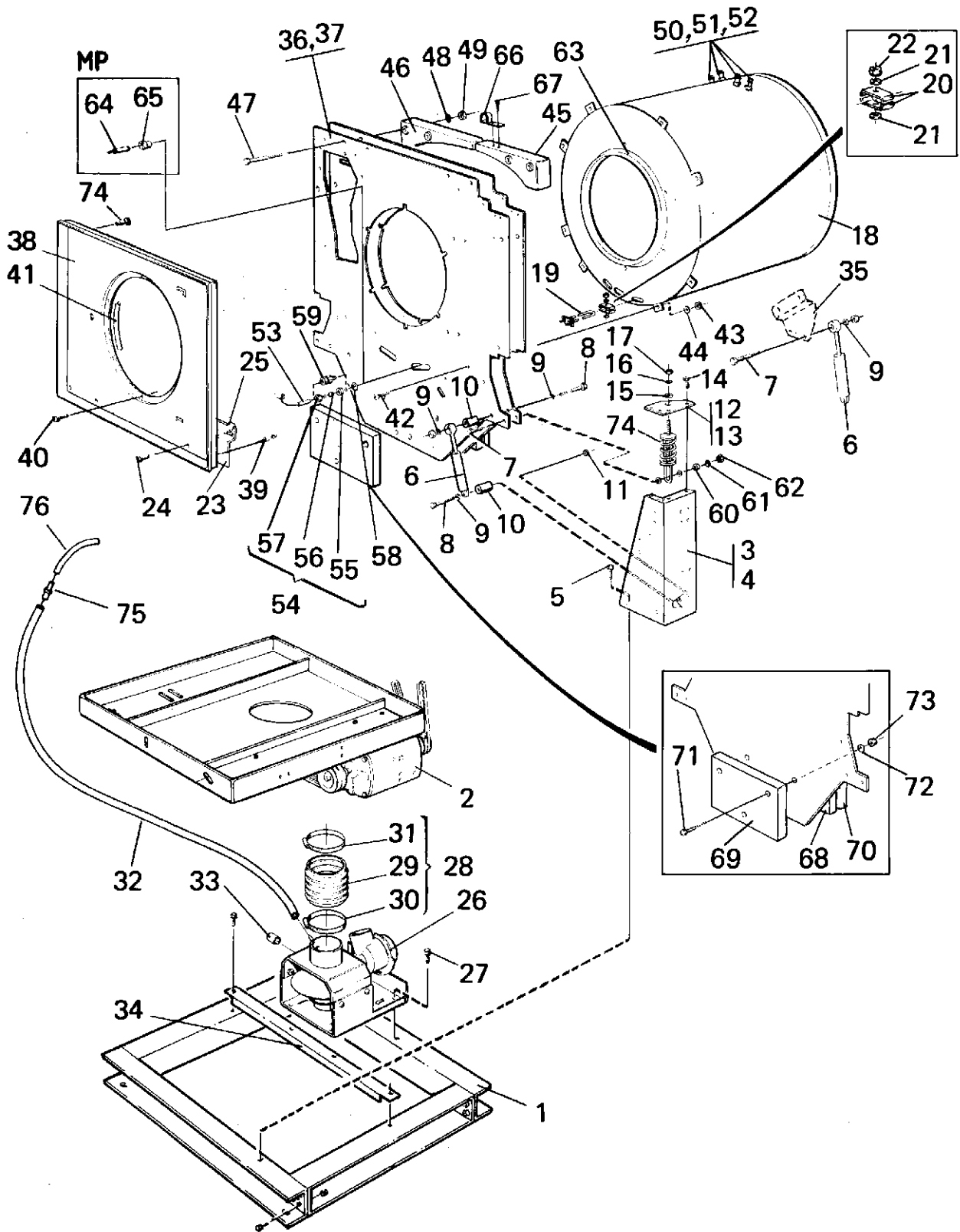
**EX-22 HI-TEK,EX-22FC 91/5875-95/8889,EX-22 91/5875-95/8889**

**Main exploded view**

**Vue éclatée principale**

Illustration Issue Month Year  
Schéma Issue Month Year  
**100915 8 11 2000**

Item Article	Qua. Qua.	Art.No Réf. article	Description	Description	Info Info	Notes Remarques
54	1	471 6664-33	Kit	Kit	1,2	EI/DS
55	1	471 2416-41	•Nipple	•Raccord		
56	1	471 2416-43	•Cone	•Cône		
57	1	471 2416-42	•Nipple	•Raccord		
58	1	740 4805-03	O-ring	Joint torique	1,2	
59	1	471 8636-01	Nipple	Raccord	1,2	Non-heated
60	4	472 6008-02	Spacer	Entretoise	3	
61	8	471 7807-01	Washer	Rondelle	3	28X10,2
62	4	732 2120-01	Locking nut	Contre-écrou	3	M10
63	1	472 6702-02	Rubber strip	Joint caoutchouc	1	
64	1	472 9913-22	Sensor	Capteur	1	Complete HI-TEK
65	1	471 8192-01	•Bushing	•Douille	1	HI-TEK
66	1	472 6576-01	Sensor	Détecteur	3	
67	2	725 2327-61	Screw	Vis	3	M6SF 5X12
68	1	472 6560-01	Counterweight	Contrepoids	3	
69	1	472 6560-02	Counterweight	Contrepoids	3	
70	1	472 6678-01	Counterweight	Contrepoids	3	
71	3	725 2518-51	Screw	Vis	3	M6S 10X140
72	3	734 1173-01	Washer	Rondelle	3	BRB 10,5X21
73	3	732 2120-01	Locking nut	Contre-écrou	3	M10
74	1	471 4651-24	Nipple	Raccord	3	
75	1	471 2433-14	Hose	Flexible	1	L=940 HI-TEK
	1	471 2442-42	Hose	Flexible	1	L=120



Issue	Month	Year
04	11	00

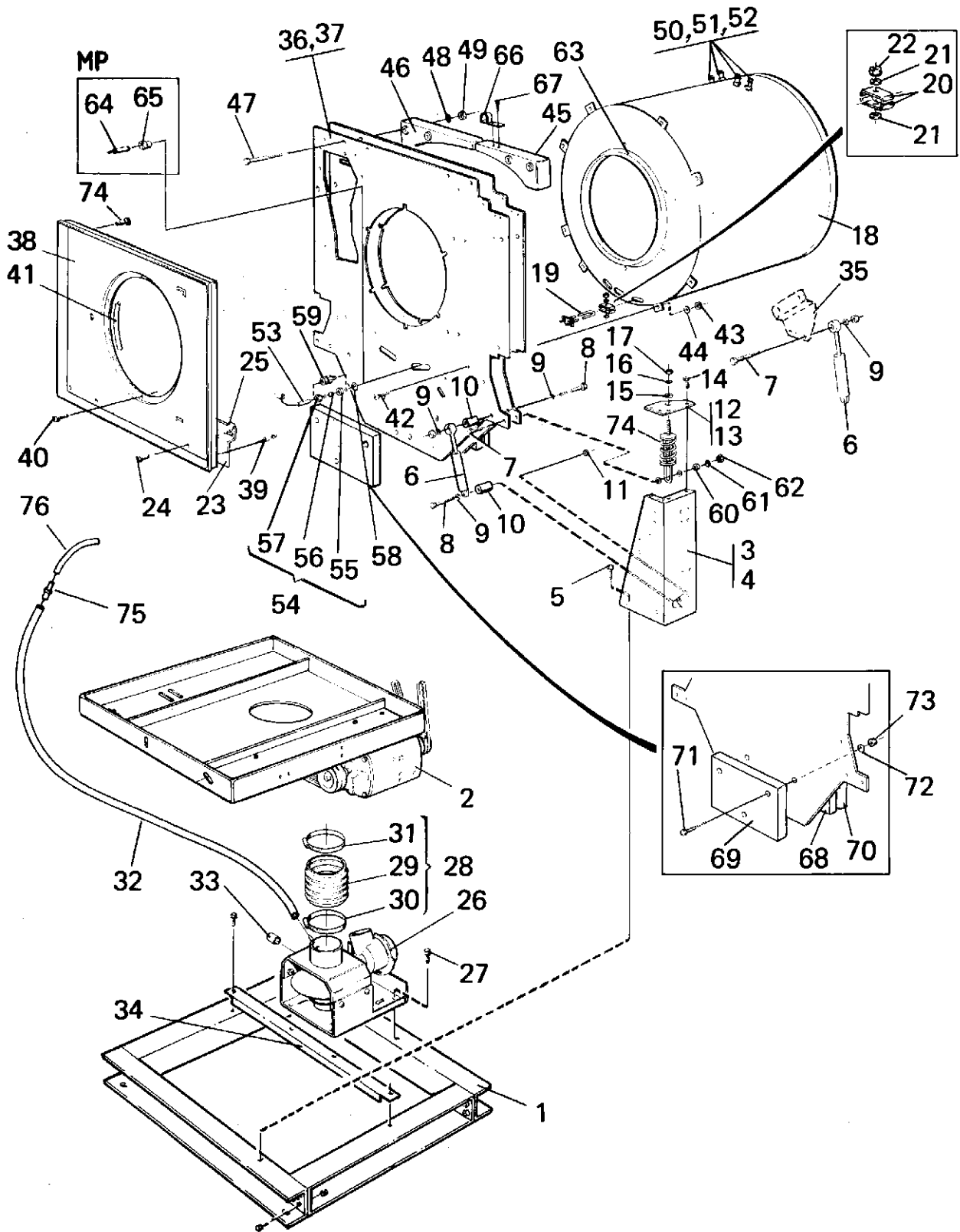
**EX-22 HI-TEK 95/8890-,EX-22FC,EX-22 95/8890-**

**Main exploded view**

**Vue éclatée principale**

Illustration Issue Month Year  
Schéma Issue Month Year  
**101344 5 11 2000**

Item Article	Qua. Qua.	Art.No Réf. article	Description	Description	Info Info	Notes Remarques
1	1	472 9135-02	Frame	Base	3	
2			Motor	Moteur		
3	2	472 6457-01	Support leg	Pied de soutien	3	Left
4	2	472 6457-02	Support leg	Pied de soutien	3	Right
5	RQ	725 2449-61	Screw	Vis	3	M6SF 8X16
6	4	471 8252-05	Shock absorber	Amortisseur	1,2	
7	4	725 2501-51	Screw	Vis	3	M10X50
8	8	725 2505-51	Screw	Vis	3	M10X70
9	8	734 1173-01	Washer	Rondelle	3	BRB 10,5X21
10	4	472 6008-01	Spacer	Entretoise	3	
11	13	732 2120-01	Locking nut	Contre-écrou	3	M10
12	2	472 6458-01	Cover	Couvercle	3	Left
13	2	472 6458-02	Cover	Couvercle	3	Right
14	RQ	725 2366-61	Screw	Vis	3	M6SF 6X12
15	4	472 6580-02	Bushing	Douille	3	
16	4	734 1173-01	Washer	Rondelle	3	BRB 10,5X21
17	4	732 2120-01	Locking nut	Contre-écrou	3	M10
18	1	472 6535-64	Outer drum	Extérieur du tambour	1	EL.
	1	472 6535-65	Outer drum	Extérieur du tambour	1	DS, NON HEATED
	1	472 6535-66	Outer drum	Extérieur du tambour	1	EL, 2 SOAP BOXES
	1	472 6535-69	Outer drum	Extérieur du tambour	1	EL, FC-MACHINE
	1	472 6535-70	Outer drum	Extérieur du tambour	1	DS, NON HEATED, FC-MACHINE
19	3	471 9811-15	Heating element	Élément chauffant	1,2	6KW 254V
20	6	472 6581-03	Clamp	Attache	3	FOR ELEMENT
21	6	734 1146-09	Washer	Rondelle	1	BRB 5,3X10
22	3	732 2114-92	Locking nut	Contre-écrou	3	M5
23	1	472 6150-01	Cover	Couvercle	1	
24	2	471 8340-23	Screw	Vis	3	RTS 4,2X13
25	2	733 7821-41	Clip	Colliers de serrage	3	
26	1	472 6020-10	Drain valve	Purgeur	1,2	220V 50/60Hz See group US8101
27	6	729 9410-81	Screw	Vis	3	M10X13
28	1	471 6664-60	Repair kit	Kit reconditionnement	1,2	
29	1	472 6463-01	•Hose	•Flexible		
30	1	736 2849-51	•Hose clamp	•Attache flexible		Ø77-93
31	1	471 7851-03	•Hose clamp	•Attache flexible		Ø95-115
32	1	471 5103-05	Hose	Flexible	1,2	
33	1	471 8644-02	Plug	Fiche	3	
34	1	472 9164-02	Brace	Montant	3	
35			Bracket	Support de montage		See illustr. 100412
36	1	472 9168-01	End piece	Pignon	3	FRONT
37	1	472 9169-01	End piece	Pignon	3	Rear
38	1	472 9142-01	Trim panel	Panneau d'habillage	3	Stainless
39	4	472 6083-00	Rubber cushion	Butoir en caoutchouc	3	
40	6	471 8344-22	Screw	Vis	3	MRT 5X8
41	1	471 8153-06	Strip	Ruban	1	L=1415
42	8	725 2453-51	Screw	Vis	3	M8X25
43	8	732 2118-01	Locking nut	Contre-écrou	3	M8
44	8	734 1164-01	Washer	Rondelle	3	8,4X17
45	1	472 6575-05	Counterweight	Contrepoids	1	Left
46	1	472 6575-05	Counterweight	Contrepoids	1	Right
47	4	725 2473-51	Screw	Vis	3	M8X110
48	4	734 1164-01	Washer	Rondelle	3	8,4X17
49	4	732 2118-01	Locking nut	Contre-écrou	3	M8
50	4	471 8623-01	Connection	Embrayage	3	1/2"
51	2	472 6502-02	Mounting plate	Plaque de montage	3	
52	4	471 9058-98	Gasket	Joint	3	
53	1	471 8806-61	Sensor unit	Bloc de détection	1,2	FOR THERMOSTAT,EL,DS



Issue	Month	Year
04	11	00

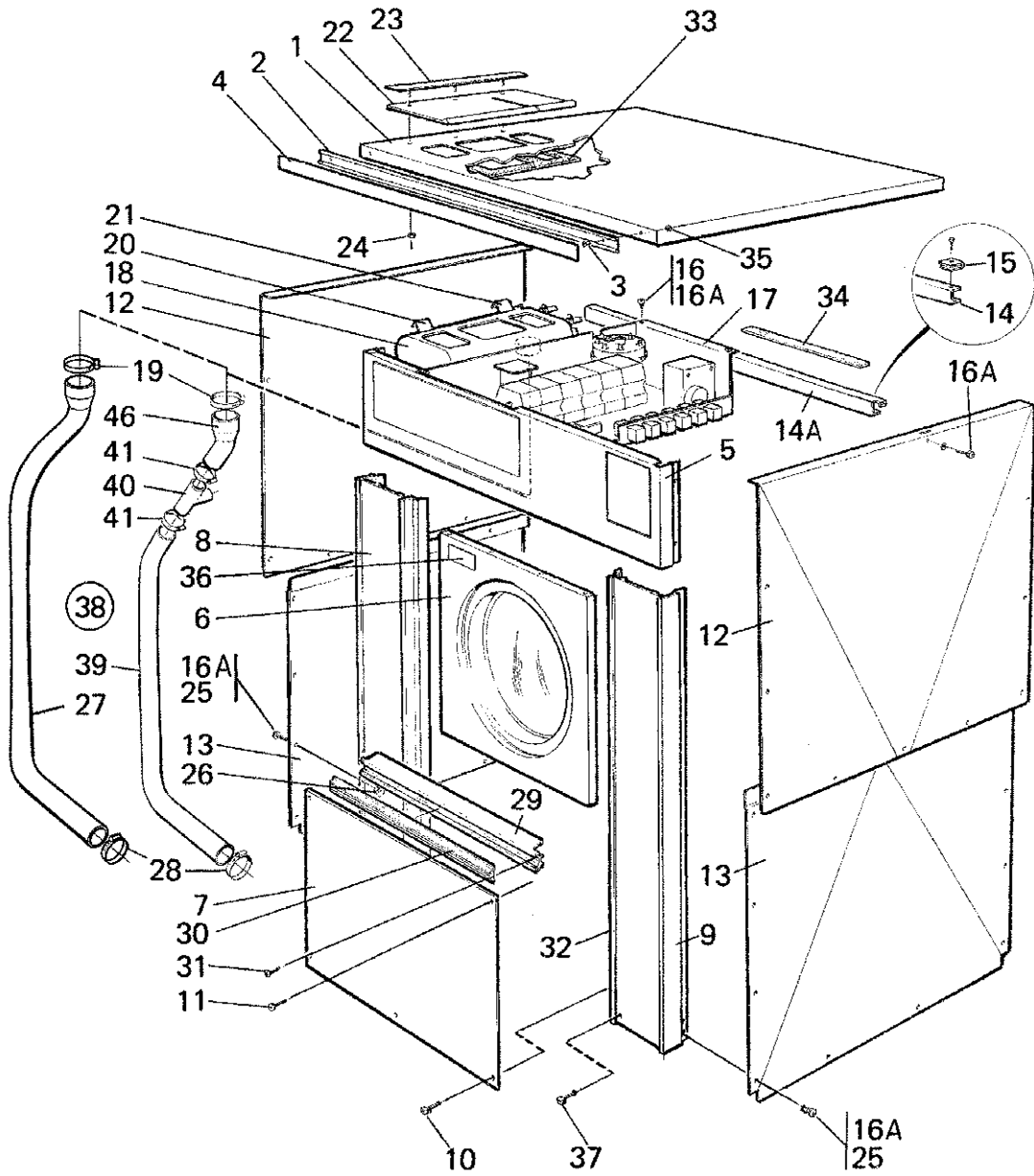
**EX-22 HI-TEK 95/8890-,EX-22FC,EX-22 95/8890-**

**Main exploded view**

**Vue éclatée principale**

Illustration Issue Month Year  
Schéma Issue Month Year  
**101344 5 11 2000**

Item Article	Qua. Qua.	Art.No Réf. article	Description	Description	Info Info	Notes Remarques
54	1	471 6664-33	Kit	Kit	1,2	EI/DS
55	1	471 2416-41	•Nipple	•Raccord		
56	1	471 2416-43	•Cone	•Cône		
57	1	471 2416-42	•Nipple	•Raccord		
58	1	740 4805-03	O-ring	Joint torique	1,2	
59	1	471 8636-01	Nipple	Raccord	1,2	Non-heated
60	4	472 6008-02	Spacer	Entretoise	3	
61	8	471 7807-01	Washer	Rondelle	3	28X10,2
62	4	732 2120-01	Locking nut	Contre-écrou	3	M10
63	1	472 6702-02	Rubber strip	Joint caoutchouc	1	
64	1	472 9913-22	Sensor	Captur	1	Complete HI-TEK
65	1	471 8192-01	•Bushing	•Douille	1	HI-TEK
66	1	472 6576-01	Sensor	Détecteur	3	
67	2	725 2327-61	Screw	Vis	3	M6SF 5X12
68	1	472 6560-01	Counterweight	Contrepoids	3	
69	1	472 6560-02	Counterweight	Contrepoids	3	
70	1	472 6678-01	Counterweight	Contrepoids	3	
71	3	725 2518-51	Screw	Vis	3	M6S 10X140
72	3	734 1173-01	Washer	Rondelle	3	BRB 10,5X21
73	3	732 2120-01	Locking nut	Contre-écrou	3	M10
74	4	472 6459-01	Suspension unit	Organe de suspension	1	
75	1	471 4651-24	Nipple	Raccord	3	
76	1	471 2433-14	Hose	Flexible	1	L=940 HI-TEK
	1	471 2442-42	Hose	Flexible	1	L=120



100406

Issue	Month	Year
03	02	03

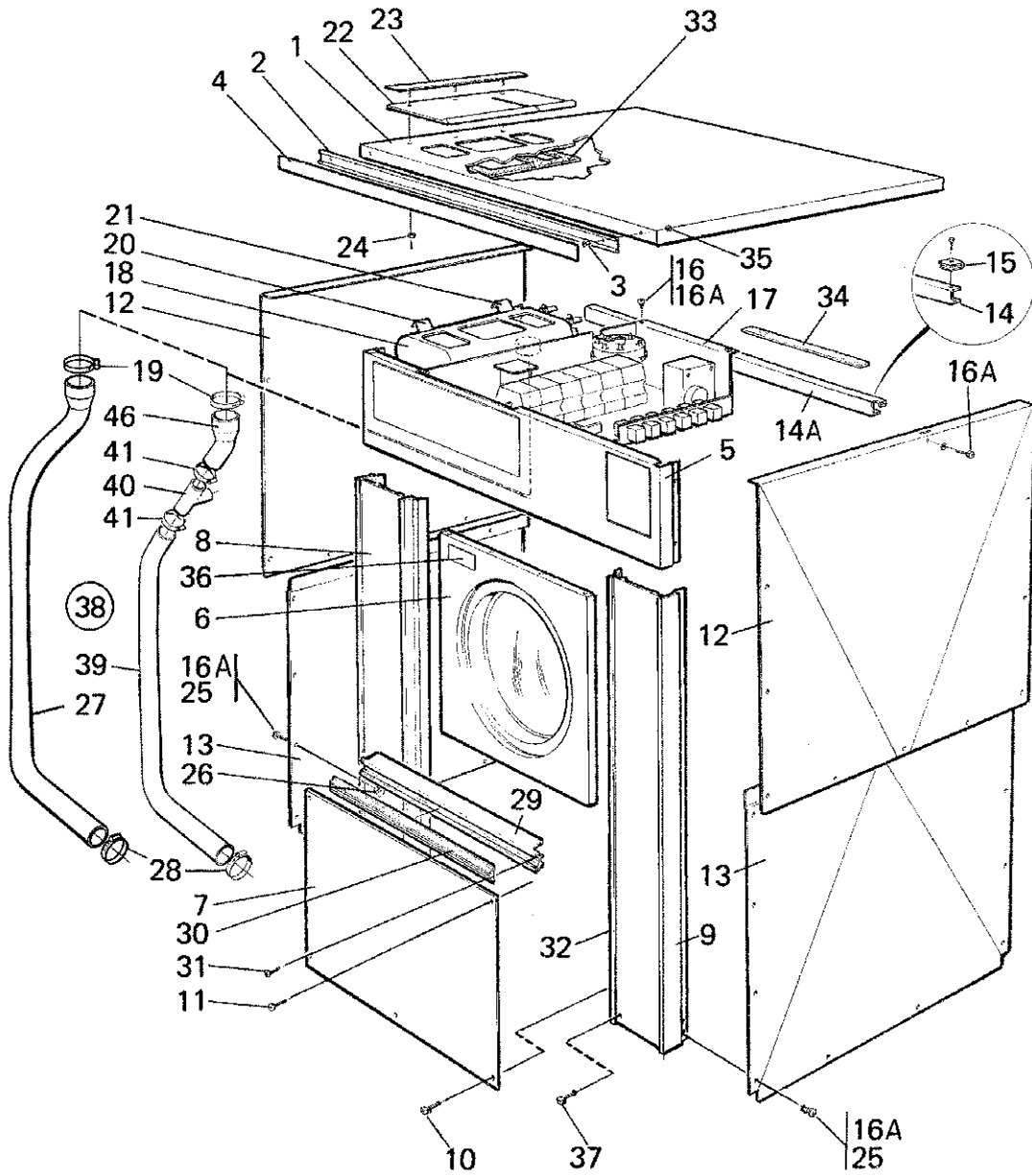
**EX-22 HI-TEK -91/5874,EX-22 -91/5874**

**Front panel with control panel, door, top panel**

Illustration Issue Month Year  
Schéma Issue Month Year  
**100406/3 5 2 2003**

**Panneau frontal avec pupitre de commande**

Item Article	Qua. Qua.	Art.No Réf. article	Description	Description	Info Info	Notes Remarques
1	1	472 6060-22	Top panel	Couvercle	1	
2	1	471 7909-06	Rail	Support	1	
3	3	471 8452-01	Pop rivet	Rivet	3	
4	1	471 7620-05	Type plate	Numéro série plaque	1	WASCOMAT
	1	471 7620-15	Type plate	Numéro série plaque	1	EXTRACT-O-MATICEX-2
	1	471 7648-06	Sign	Signe	1	WASCOMAT EXTRACT-O-MATIC
5	1		Control panel	Pupitre de commande		EX-22 HI-TEK FC
6	1		Door	Plaque		See illustr. 100355, 100501
7	1	472 6051-23	Front panel	Panneau avant	1	See illustr. 100409, 100410
	1	472 6051-24	Front panel	Panneau avant	1	Stainless Lower -80/040
	1	472 6051-25	Front panel	Panneau avant	1	Stainless Lower 80/041-
	1	472 6051-29	Front panel	Panneau avant	1	Brown Lower 80/041-
8	1	472 6489-04	Pillar	Montant	1	Black Lower 80/041-
	1	472 6489-10	Pillar	Montant	1	Stainless Left -80/040
9	1	472 6489-08	Pillar	Montant	1	Left 80/041-
	1	472 6489-11	Pillar	Montant	1	Stainless Right -80/040
10	RQ	725 2364-61	Screw	Vis	3	Stainless Right 80/041-
	3	724 1364-42	Screw	Vis	3	M6SF 6X10 -80/040
11	2	729 5342-42	Screw	Vis	3	M6X10 80/041-
12	2	472 6444-01	Side panel	Panneau latéral	3	B8X13 -80/040
	2	472 6444-02	Side panel	Panneau latéral	1	Upper -80/040
	2	472 6444-04	Side panel	Panneau latéral	1	Stainless Upper -80/040
	2	472 6444-03	Side panel	Panneau latéral	1	Stainless Upper 80/041-
13	2	472 6443-01	Side panel	Panneau latéral	1	Upper 80/041-
	2	472 6443-02	Side panel	Panneau latéral	1	Lower -80/040
	2	472 6443-04	Side panel	Panneau latéral	1	Stainless Lower -80/040
	2	472 6443-03	Side panel	Panneau latéral	1	80/041,LOWET,STAINLESS
14	1	472 6445-01	Brace	Panneau latéral	1	Lower 80/041-
14A	1	472 6445-11	Brace	Montant	3	-80/040
15	2	471 9040-84	Nut	Montant	3	80/041-
16	2	729 5342-01	Screw	Écrou	3	-80/040
16A	RQ	729 5342-01	Screw	Vis	3	-80/040
17	1		Control unit	Vis	3	80/041-
18			Detergent container	Unité de contrôle		See illustr. 100208, 100387
19	1	736 2843-51	Hose clamp	Compartiment à savon		See illustr. 100241, 100427
	1	736 2840-51	Hose clamp	Attache flexible	3	Ø63-73 -82/490
21	1	472 6152-02	Bracket	Attache flexible	3	Ø50-63 82/491-
22	1		Cover	Pièce de retenue	3	
23	1		•Rail	Couvercle	1	See group US8802
24	3		•Nut	•Support	1	See group US8802
25	RQ	729 5410-01	Screw	•Écrou	3	M4
	RQ	729 5342-01	Screw	Vis	3	RXS B10X13 -80/040
26	RQ	733 7820-06	Captive nut	Vis	3	80/041-
27	1	472 6464-01	Hose	Écrou rapide	3	
28	1	736 2837-51	Hose clamp	Flexible	1	
29	1	472 6514-03	Bar	Attache flexible	3	Ø48-54
30	1	472 6519-03	Strip	Barre	1	
31	2	724 1293-42	Screw	Ruban	3	
32	2	733 1802-51	Nut	Vis	3	M4X16
33	1	471 4555-01	Gasket	Écrou	3	M4
34	2	471 8170-03	Strip	Joint	1	
35				Ruban	3	
36	1	471 4009-53	Warning sign			Not used
	1	471 2471-80	Warning sign	Signal avertissement	1	English
37	2	724 1368-42	Screw	Signal avertissement	1	Spanish
38	1	472 6735-01	Hose	Vis	3	M6X16
39	1	472 6733-03	•Hose	Flexible	1,2	Complete
				•Flexible	1,2	



100406

Issue	Month	Year
03	02	03



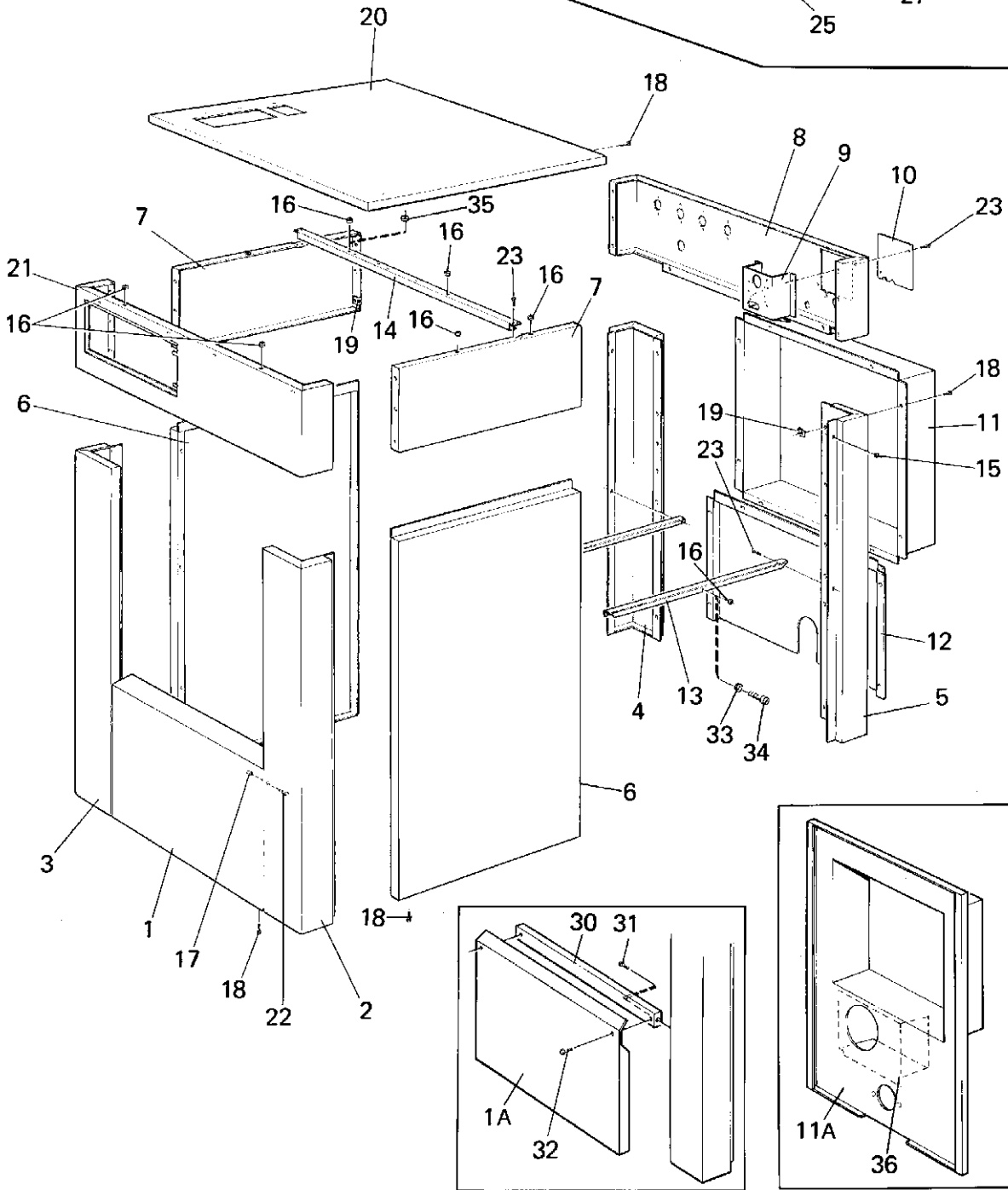
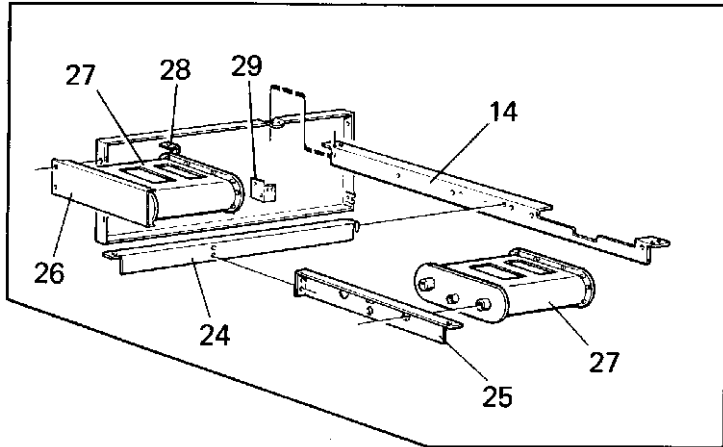
**EX-22 HI-TEK -91/5874,EX-22 -91/5874**

**Front panel with control panel, door, top panel**

**Panneau frontal avec pupitre de commande**

Illustration	Issue	Month	Year
Schéma	Issue	Month	Year
<b>100406/3</b>	<b>5</b>	<b>2</b>	<b>2003</b>

Item Article	Qua. Qua.	Art.No Réf. article	Description	Description	Info Info	Notes Remarques
40	1	472 9109-01	•T-pipe	•Tube en T	3	
41	2	736 2837-51	•Hose clamp	•Attache flexible	3	Ø48-54
42						Not used
43						Not used
44						Not used
45						Not used
46	1	472 6733-01	•Hose	•Flexible	1,2	



Issue	Month	Year
03	09	95

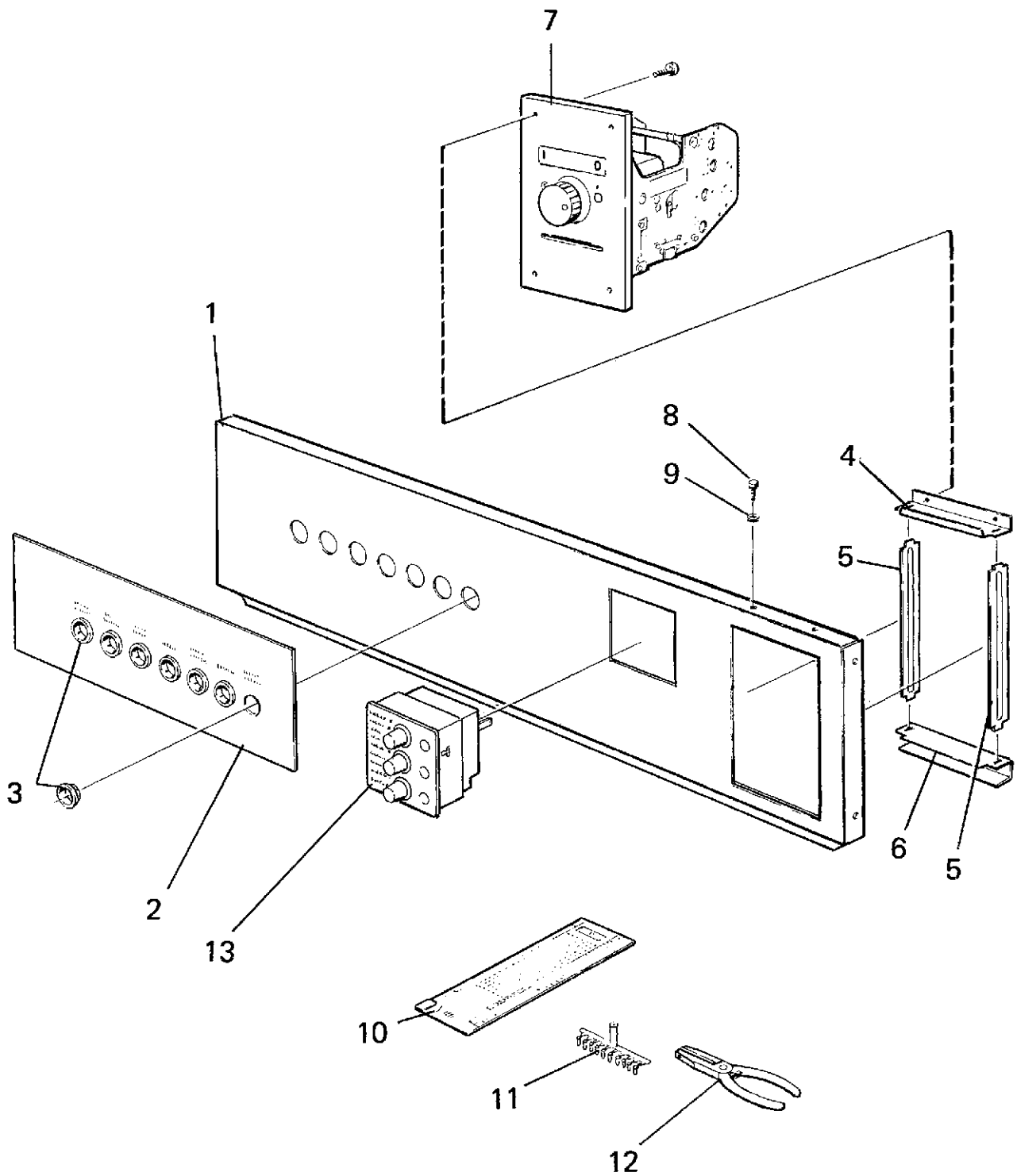
**EX-22 HI-TEK 91/5875-,EX-22FC,EX-22 91/5875-**

**Lining and top panel**

**Panneau frontal avec pupitre de commande**

Illustration Issue Month Year  
Schéma Issue Month Year  
**101090 6 8 2002**

Item Article	Qua. Qua.	Art.No Réf. article	Description	Description	Info Info	Notes Remarques
<b>1</b>	1	<b>472 9138-02</b>	Front panel	Panneau avant	1	Stainless -95/8566
<b>1A</b>	1	<b>438 4370-01</b>	Front panel	Panneau avant	1	Stainless 95/8567-
<b>2</b>	1	<b>472 9146-03</b>	Side post	Montant	1	Front,right,stainless
<b>3</b>	1	<b>472 9146-04</b>	Side post	Montant	1	Front,left,stainless
<b>4</b>	1	<b>472 9148-01</b>	Side post	Montant	1	Rear,left,white
<b>5</b>	1	<b>472 9148-02</b>	Side post	Montant	1	Rear,right,white
<b>6</b>	2	<b>472 9159-05</b>	Side panel	Panneau latéral	3	White
	2	<b>472 9159-08</b>	Side panel	Panneau latéral	3	Stainless
<b>7</b>	2	<b>472 9156-05</b>	Brace bracket	Support de montant	3	White
<b>8</b>	1	<b>472 9158-01</b>	Brace bracket	Support de montant	3	White
<b>9</b>	1	<b>471 4529-05</b>	Cover	Couvercle	3	
<b>10</b>	1	<b>472 9186-01</b>	Cover	Couvercle	3	
<b>11</b>	1	<b>438 4327-01</b>	Rear panel	Panneau arrière	3	Upper -95/8566
<b>11A</b>	1	<b>438 4367-03</b>	Rear panel	Panneau arrière	3	UPPER,EL,HW 95/8567-
	1	<b>438 4367-04</b>	Rear panel	Panneau arrière	3	UPPER,DS 95/8567-
<b>12</b>	1	<b>472 9162-02</b>	Rear panel	Panneau arrière	3	LOWER,EL+HW
	1	<b>472 9162-04</b>	Rear panel	Panneau arrière	3	LOWER,DS
<b>13</b>	2	<b>438 4123-02</b>	Brace	Montant	3	
<b>14</b>	1	<b>472 9184-02</b>	Brace	Montant	3	
<b>15</b>	8	<b>471 8196-01</b>	Plug	Fiche	3	
<b>16</b>	6	<b>471 8641-01</b>	Plug	Fiche	3	
<b>17</b>	4	<b>472 8773-01</b>	Bracket	Pièce de retenue	3	
<b>18</b>	38	<b>471 8341-44</b>	Screw	Vis	3	MRT 6X12
<b>19</b>	38	<b>471 7864-04</b>	Nut	Écrou	3	
<b>20</b>	1	<b>438 4329-01</b>	Top panel	Couvercle	1	WITHOUT COIN-METER
<b>21</b>	1		Front panel	Panneau avant		SEE CONTROL PANELS
<b>22</b>	4	<b>471 8341-13</b>	Screw	Vis	3	MRT 4X10
<b>23</b>	10	<b>471 8342-13</b>	Screw	Vis	3	MRT-TT 4X10
<b>24</b>						Not used
<b>25</b>						Not used
<b>26</b>						Not used
<b>27</b>						See group US8802
<b>28</b>	1	<b>438 0150-01</b>	Bracket	Support de montage	3	
<b>29</b>	1	<b>472 9150-01</b>	Bracket	Pièce de retenue	3	
<b>30</b>	1	<b>438 4369-01</b>	Brace	Montant	3	95/8567-
<b>31</b>	4	<b>471 8341-44</b>	Screw	Vis	3	MRT 6X12 95/8567-
<b>32</b>	2	<b>471 8344-33</b>	Screw	Vis	3	M6X10 95/8567-
<b>33</b>	4	<b>471 8149-01</b>	Rubber buffer	Anneau caoutchouc	3	95/8567-
<b>34</b>	4	<b>725 2366-61</b>	Screw	Vis	3	M6SF 6X12 95/8567-
<b>35</b>	6	<b>471 8149-11</b>	Rubber buffer	Anneau caoutchouc	3	95/8567-
<b>36</b>	1	<b>438 4249-01</b>	Cover	Couvercle	3	DS 95/8567-



100500

Issue	Month	Year
01	05	88

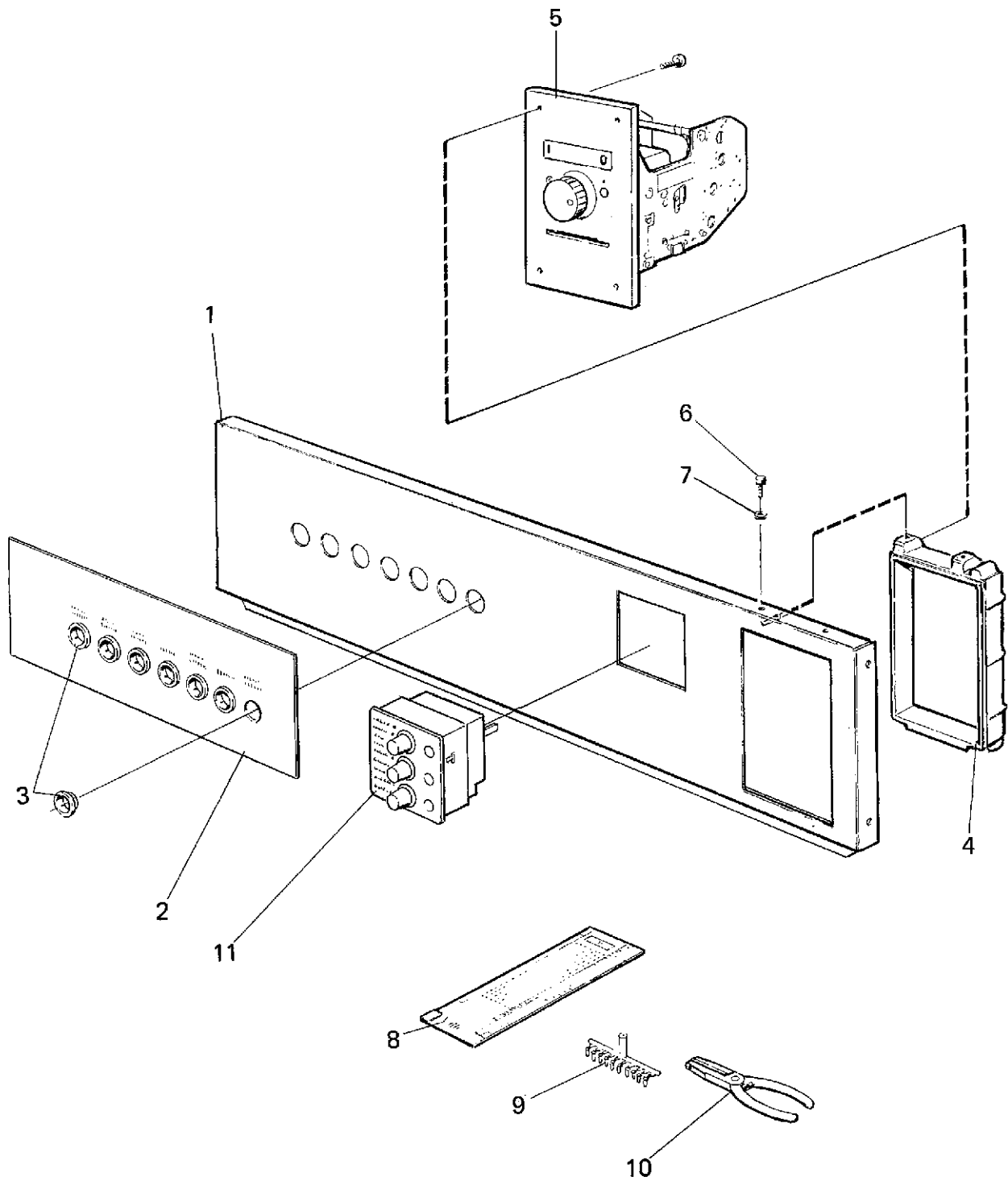
**EX-22 HI-TEK -86/2637,EX-22 -86/2637**

**Control panel, FLE, heated**

**Pupitre de commande, FLE, chauffage**

Illustration	Issue	Month	Year
Schéma	Issue	Month	Year
<b>100500</b>	<b>2</b>	<b>2</b>	<b>1991</b>

Item Article	Qua. Qua.	Art.No Réf. article	Description	Description	Info Info	Notes Remarques
<b>1</b>	1	<b>472 6448-33</b>	Control panel	Pupitre de commande	1	Brown
<b>2</b>	1	<b>471 4527-51</b>	User instructions	Instruction de fonctionnement	3	ENGLISH, BROWN SYMBOLS
<b>3</b>	7	<b>472 6079-00</b>	Grommet	Oeillet	3	French
<b>4</b>	1	<b>471 4500-01</b>	Bracket	Support de montage	3	
<b>5</b>	2	<b>471 4502-01</b>	Brace	Montant	3	
<b>6</b>	1	<b>471 4501-01</b>	Bracket	Support de montage	3	
<b>7</b>			Card programmer	Programmeur cartes		See group US8337
<b>8</b>	2	<b>729 5408-01</b>	Screw	Vis	3	RXS 4,8X9,5
<b>9</b>	2	<b>735 2146-01</b>	Washer	Rondelle	3	M5
<b>10</b>	1	<b>471 8955-01</b>	Program card	Carte programme	1,2	80 STEPS
	1	<b>471 9219-16</b>	Program card	Carte programme	1,2	120 STEPS
<b>11</b>	1	<b>471 6654-10</b>	Pin	Goupille	1,2	Set,10pcs
<b>12</b>	1	<b>471 8961-01</b>	Pliers	Pince	1,2	
<b>13</b>	1	<b>471 8806-02</b>	Thermostat	Thermostat	1,2	
	1	<b>471 8806-50</b>	Bracket	Support de montage	3	For thermostat



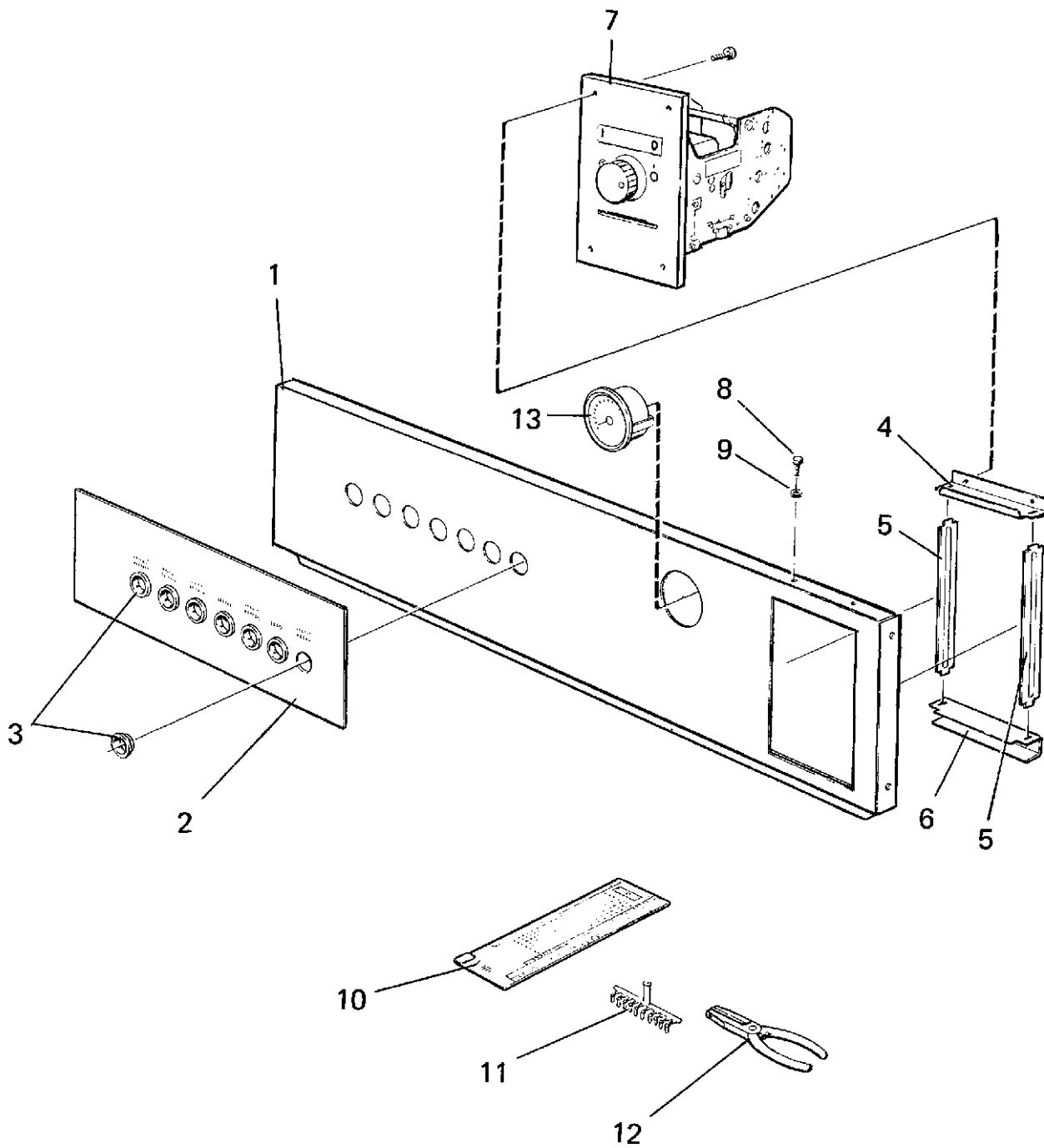
**EX-22 86/2638-91/5874**

**Control panel, FLE, heated**

**Pupitre de commande, FLE, chauffage**

Illustration	Issue	Month	Year
Schéma	Issue	Month	Year
<b>100496</b>	<b>3</b>	<b>3</b>	<b>1995</b>

Item Article	Qua. Qua.	Art.No Réf. article	Description	Description	Info Info	Notes Remarques
<b>1</b>	1	<b>472 6448-18</b>	Control panel	Pupitre de commande	1	Brown -88/03737
	1	<b>472 8647-26</b>	Control panel	Pupitre de commande	1	Black
<b>2</b>	1	<b>471 4527-51</b>	User instructions	Instruction de fonctionnement	3	ENGLISH, BROWN
	1	<b>471 4527-78</b>	User instructions	Instruction de fonctionnement	3	ENGLISH, SILVER
<b>3</b>	1	<b>472 6079-00</b>	Grommet	Oeillet	3	French
<b>4</b>	1	<b>471 4705-02</b>	Frame	Châssis	3	
<b>5</b>			Card programmer	Programmeur cartes		See group US8337
<b>6</b>	2	<b>729 5408-01</b>	Screw	Vis	3	RXS 4,8X9,5
<b>7</b>	2	<b>735 2146-01</b>	Washer	Rondelle	3	M5
<b>8</b>	1	<b>471 8955-01</b>	Program card	Carte programme	1,2	80 STEPS
	1	<b>471 9219-16</b>	Program card	Carte programme	1,2	120 STEPS
<b>9</b>	1	<b>471 6654-10</b>	Pin	Goupille	1,2	Set,10pcs
<b>10</b>	1	<b>471 8961-01</b>	Pliers	Pince	1,2	
<b>11</b>	1	<b>471 8806-02</b>	Thermostat	Thermostat	1,2	
	1	<b>471 8806-50</b>	Bracket	Support de montage	3	



100501

Issue	Month	Year
01	05	88



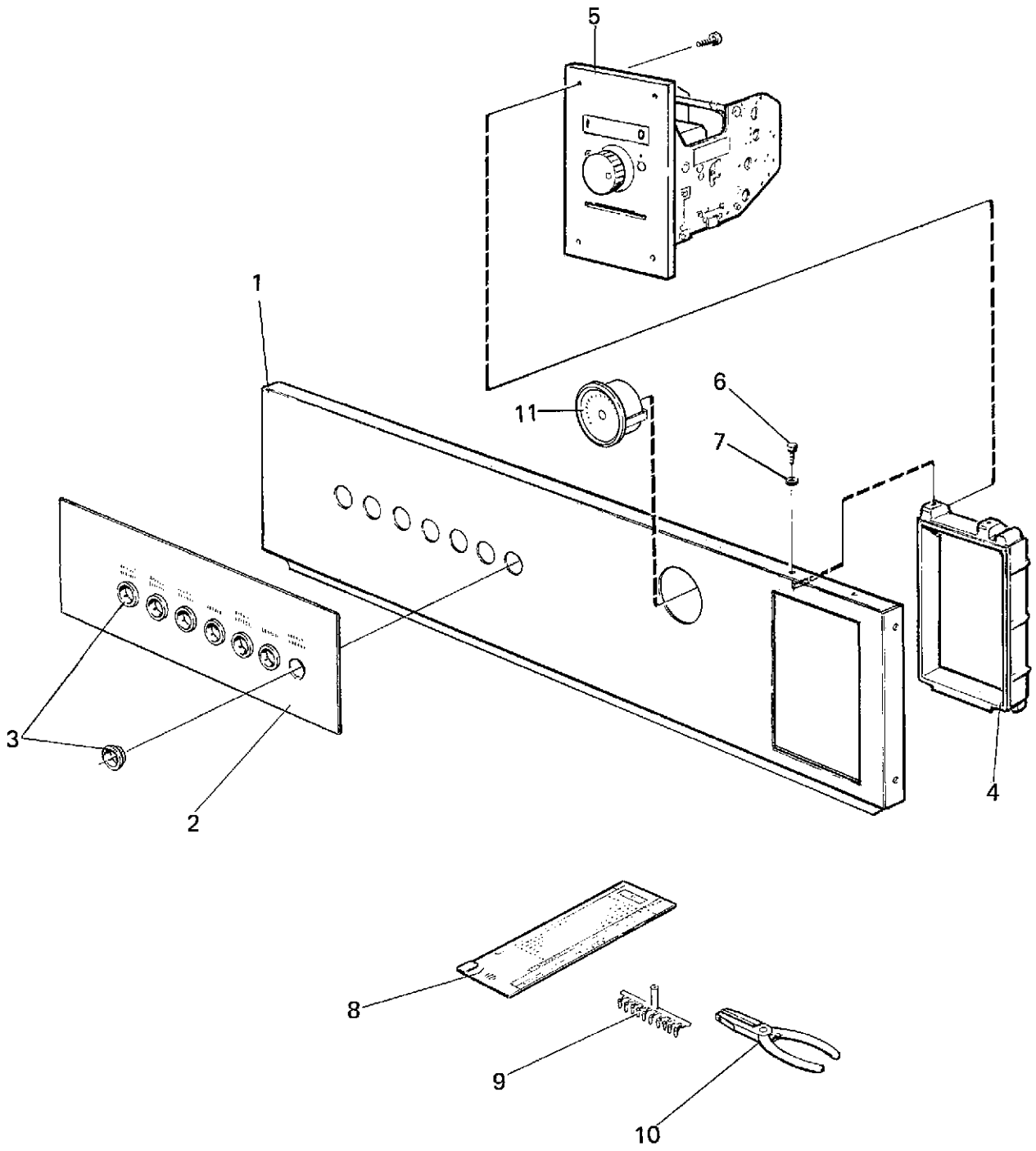
**EX-22 -86/2637**

**Control panel, FLE, unheated**

**Pupitre de commande, FLE, sans chauffage**

Illustration	Issue	Month	Year
Schéma	Issue	Month	Year
<b>100501</b>	<b>2</b>	<b>2</b>	<b>1991</b>

Item Article	Qua. Qua.	Art.No Réf. article	Description	Description	Info Info	Notes Remarques
<b>1</b>	1	<b>472 6448-32</b>	Control panel	Pupitre de commande	1	Brown
<b>2</b>	1	<b>471 4527-51</b>	User instructions	Instruction de fonctionnement	3	ENGLISH, BROWN
<b>3</b>	7	<b>472 6079-00</b>	Grommet	Oeillet	3	French
<b>4</b>	1	<b>471 4500-01</b>	Bracket	Support de montage	3	
<b>5</b>	2	<b>471 4502-01</b>	Brace	Montant	3	
<b>6</b>	1	<b>471 4501-01</b>	Bracket	Support de montage	3	
<b>7</b>			Card programmer	Programmeur cartes		See group US8337
<b>8</b>	2	<b>729 5408-01</b>	Screw	Vis	3	RXS 4,8X9,5
<b>9</b>	2	<b>735 2146-01</b>	Washer	Rondelle	3	M5
<b>10</b>	1	<b>471 8955-01</b>	Program card	Carte programme	1,2	80 STEPS
	1	<b>471 9219-16</b>	Program card	Carte programme	1,2	120 STEPS
<b>11</b>	1	<b>471 6654-10</b>	Pin	Goupille	1,2	Set,10pcs
<b>12</b>	1	<b>471 8961-01</b>	Pliers	Pince	1,2	
<b>13</b>	1	<b>471 8810-01</b>	Thermometer	Thermomètre	1,2	



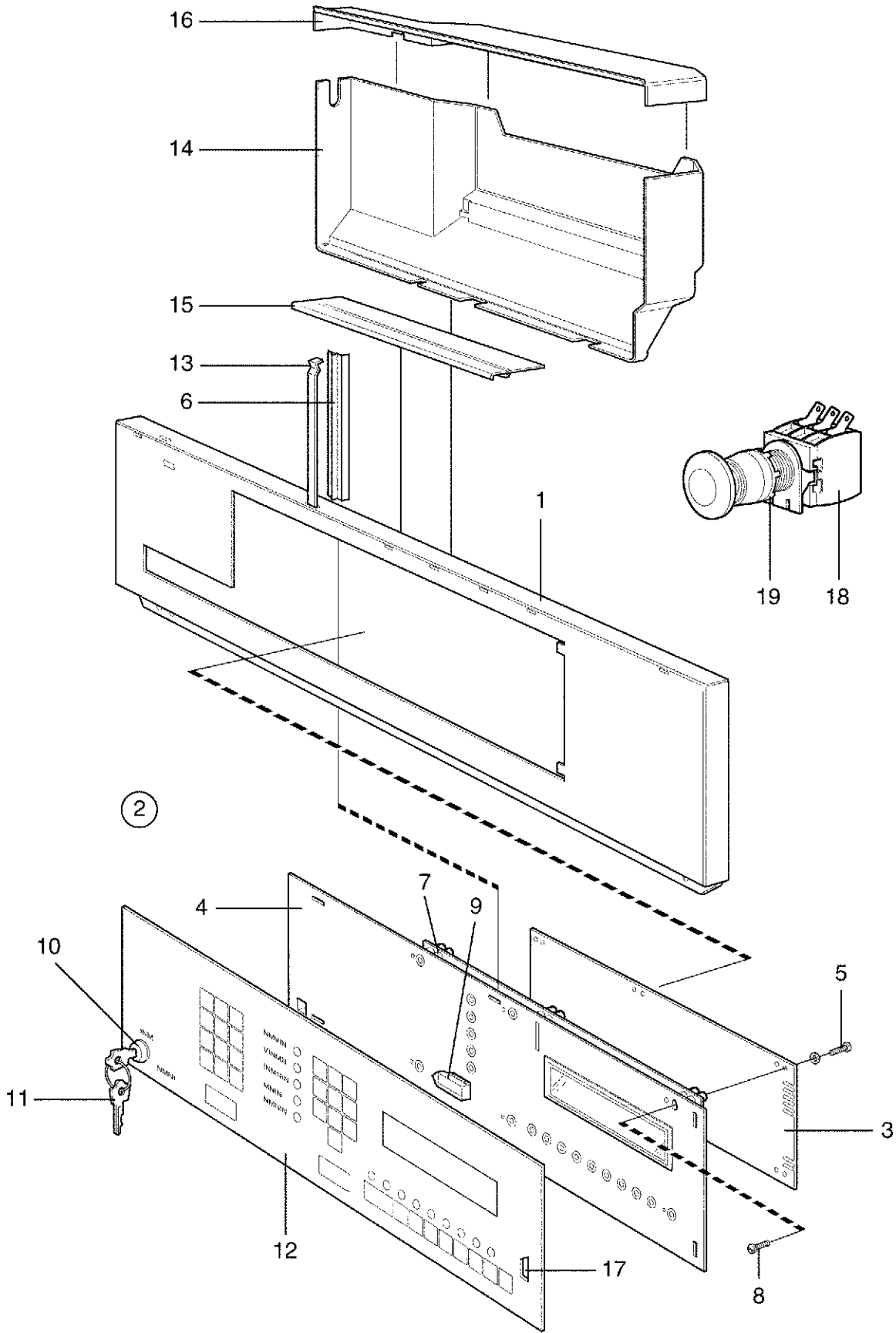
**EX-22 85/2638-91/5874**

**Control panel, FLE, unheated**

**Pupitre de commande, FLE, sans chauffage**

Illustration	Issue	Month	Year
Schéma	Issue	Month	Year
<b>100495</b>	<b>3</b>	<b>3</b>	<b>1995</b>

Item Article	Qua. Qua.	Art.No Réf. article	Description	Description	Info Info	Notes Remarques
<b>1</b>	1	<b>472 6448-31</b>	Control panel	Pupitre de commande	1	Brown -88/03737
	1	<b>472 8647-27</b>	Control panel	Pupitre de commande	1	Black
<b>2</b>	1	<b>471 4527-51</b>	User instructions	Instruction de fonctionnement	3	ENGLISH, BROWN
	1	<b>471 4527-78</b>	User instructions	Instruction de fonctionnement	3	ENGLISH, SILVER
<b>3</b>	1	<b>472 6079-00</b>	Grommet	Oeillet	3	French
<b>4</b>	1	<b>471 4705-02</b>	Frame	Châssis	3	
<b>5</b>			Card programmer	Programmeur cartes		See group US8337
<b>6</b>	2	<b>729 5408-01</b>	Screw	Vis	3	RXS 4,8X9,5
<b>7</b>	2	<b>735 2146-01</b>	Washer	Rondelle	3	M5
<b>8</b>	1	<b>471 8955-01</b>	Program card	Carte programme	1,2	80 STEPS
	1	<b>471 9219-16</b>	Program card	Carte programme	1,2	120 STEPS
<b>9</b>	1	<b>471 6654-10</b>	Pin	Goupille	1,2	Set,10pcs
<b>10</b>	1	<b>471 8961-01</b>	Pliers	Pince	1,2	
<b>11</b>	1	<b>471 8810-01</b>	Thermometer	Thermomètre	1,2	



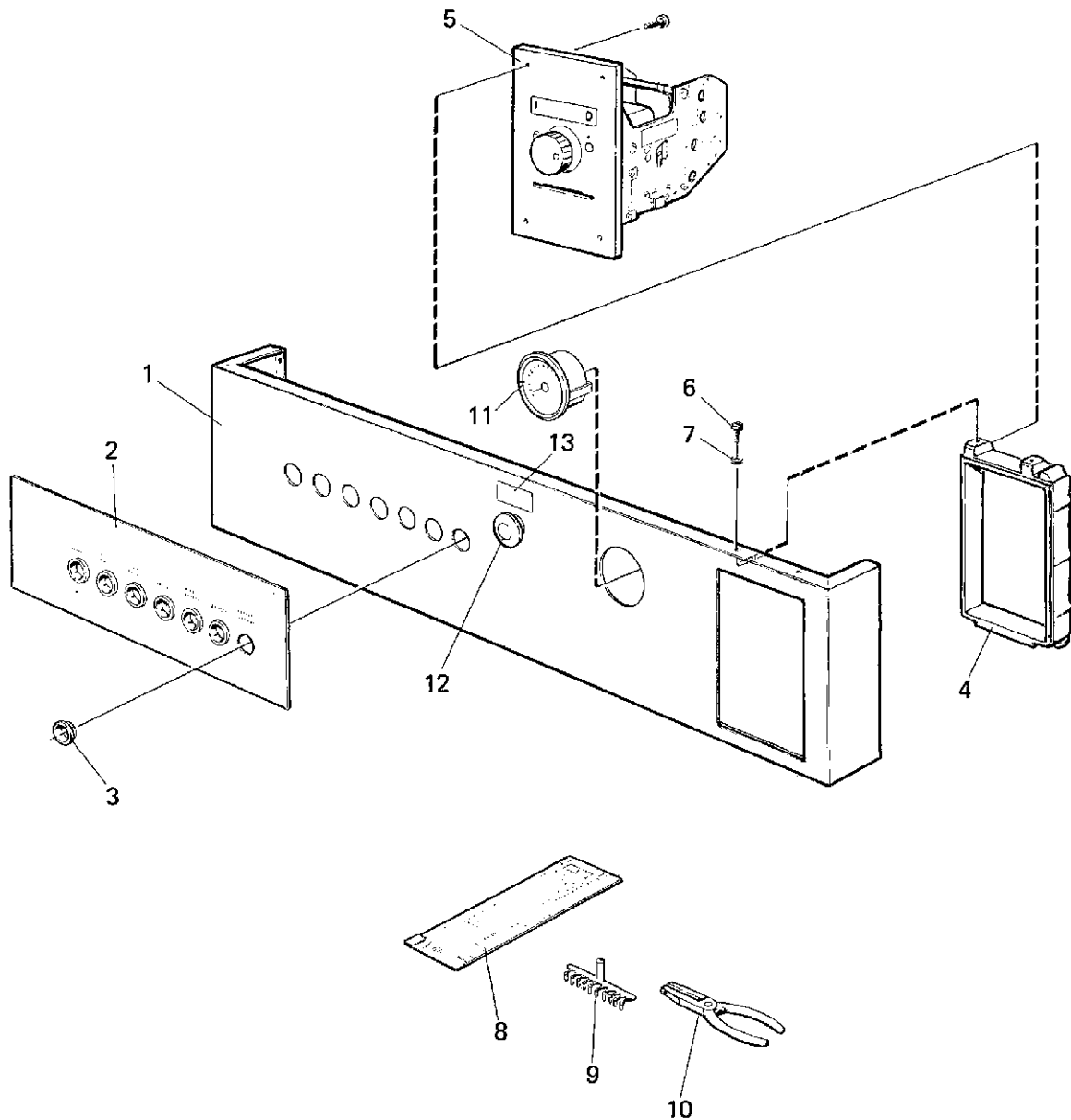
**EX-22 HI-TEK -91/5874**

**Control panel FLE 220 MP**

**Plaque du pupitre de commande FLE 220 MP**

Illustration	Issue	Month	Year
Schéma	Issue	Month	Year
<b>100355/7</b>	<b>8</b>	<b>12</b>	<b>2001</b>

Item Article	Qua. Qua.	Art.No Réf. article	Description	Description	Info Info	Notes Remarques
1	1	471 8647-29	Control panel	Pupitre de commande	1	Black
2	1	471 4903-03	Printed circuit board	Circuit imprimé	1,2	Complete -89/5053
	1	471 8977-03	Printed circuit board	Circuit imprimé	1,2	Complete 89/5054-91/6193
3						Not used
4	1	471 4797-01	•Mounting plate	•Plaque de montage	1	
5	6	729 5230-71	•Screw	•Vis	3	
6	1	471 4785-01	•Guide	•Guide	3	
7	6	471 4791-01	•Spacer	•Entretoise	1	
8	6	729 5221-01	•Screw	•Vis	3	RXS 2,9X6,5
9			Program memory	Mémoire programme	1,2	
10	1	471 4878-84	Switch	Commutateur	1,2	Complete
11	1	471 8733-10	Key	Touche	1,2	
12	1	471 4783-01	Panel sign	Voyant du tableau	1	English -89/5053
	1	471 4783-08	Panel sign	Voyant du tableau	1	French -89/5053
	1	472 5756-01	Panel sign	Voyant du tableau	1	English 89/5054-
	1	472 5756-08	Panel sign	Voyant du tableau	1	French 89/5054-
13	2	471 4586-01	Lock plate	Gâche de serrure	3	
14	1	471 4714-04	Heat shield	Bouclier thermique	3	Lower
15	1	471 4706-02	Cover	Couvercle	3	-89/5003
16	1	471 4714-05	Heat shield	Bouclier thermique	3	Upper
17			Memory cartridge	Cassette de mémoire		See group US8342
18						Not used
19						Not used



100903

Issue	Month	Year
01	12	90

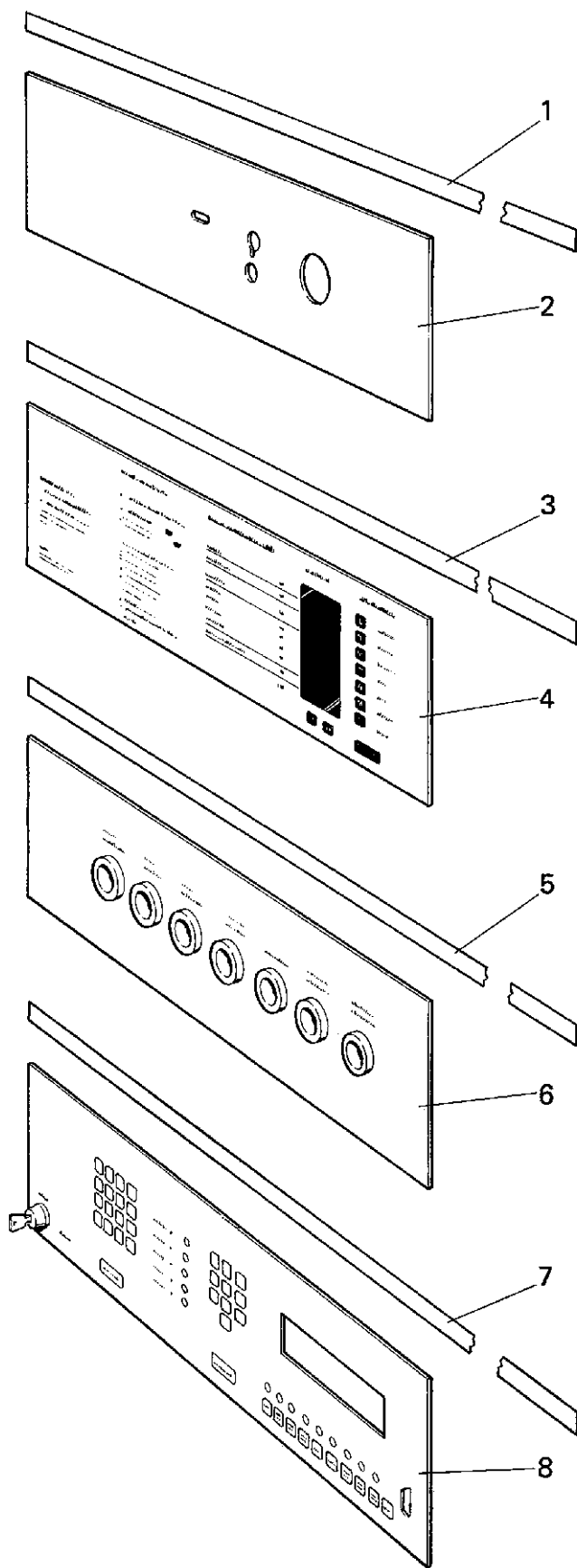
**EX-22 -91/5874**

**Control panel FLE 220 MP**

**Plaque du pupitre de commande FLE 220 MP**

Illustration	Issue	Month	Year
Schéma	Issue	Month	Year
<b>100903</b>	<b>1</b>	<b>2</b>	<b>1991</b>

Item Article	Qua. Qua.	Art.No Réf. article	Description	Description	Info Info	Notes Remarques
<b>1</b>	1	<b>472 9132-88</b>	•Control panel	•Pupitre de commande	1	Black
<b>2</b>			Panel sign	Voyant du tableau		See illustr. 100895
<b>3</b>	7	<b>472 6079-00</b>	Grommet	Oeillet	3	French
<b>4</b>	1	<b>471 4705-02</b>	Frame	Châssis	3	
<b>5</b>	1		Card programmer	Programmateur cartes		See group US8337
<b>6</b>	2	<b>471 8340-32</b>	Screw	Vis	3	
<b>7</b>	2	<b>735 2146-01</b>	Washer	Rondelle	3	M5
<b>8</b>	1	<b>471 8955-01</b>	Program card	Carte programme	1,2	80 STEPS
	1	<b>471 9219-16</b>	Program card	Carte programme	1,2	120 STEPS
<b>9</b>	1	<b>471 6654-10</b>	Pin	Goupille	1,2	SET 10PCS
<b>10</b>	1	<b>471 8961-01</b>	Pliers	Pince	1,2	
<b>11</b>	1	<b>471 8810-01</b>	Thermometer	Thermomètre	1,2	
<b>12</b>	1		Emergency stop	Arrêt d'urgence		SEE CONTROL UNIT
<b>13</b>	1	<b>471 7665-02</b>	Sign	Signe	3	English
	1	<b>471 7665-07</b>	Sign	Signe	3	Spanish





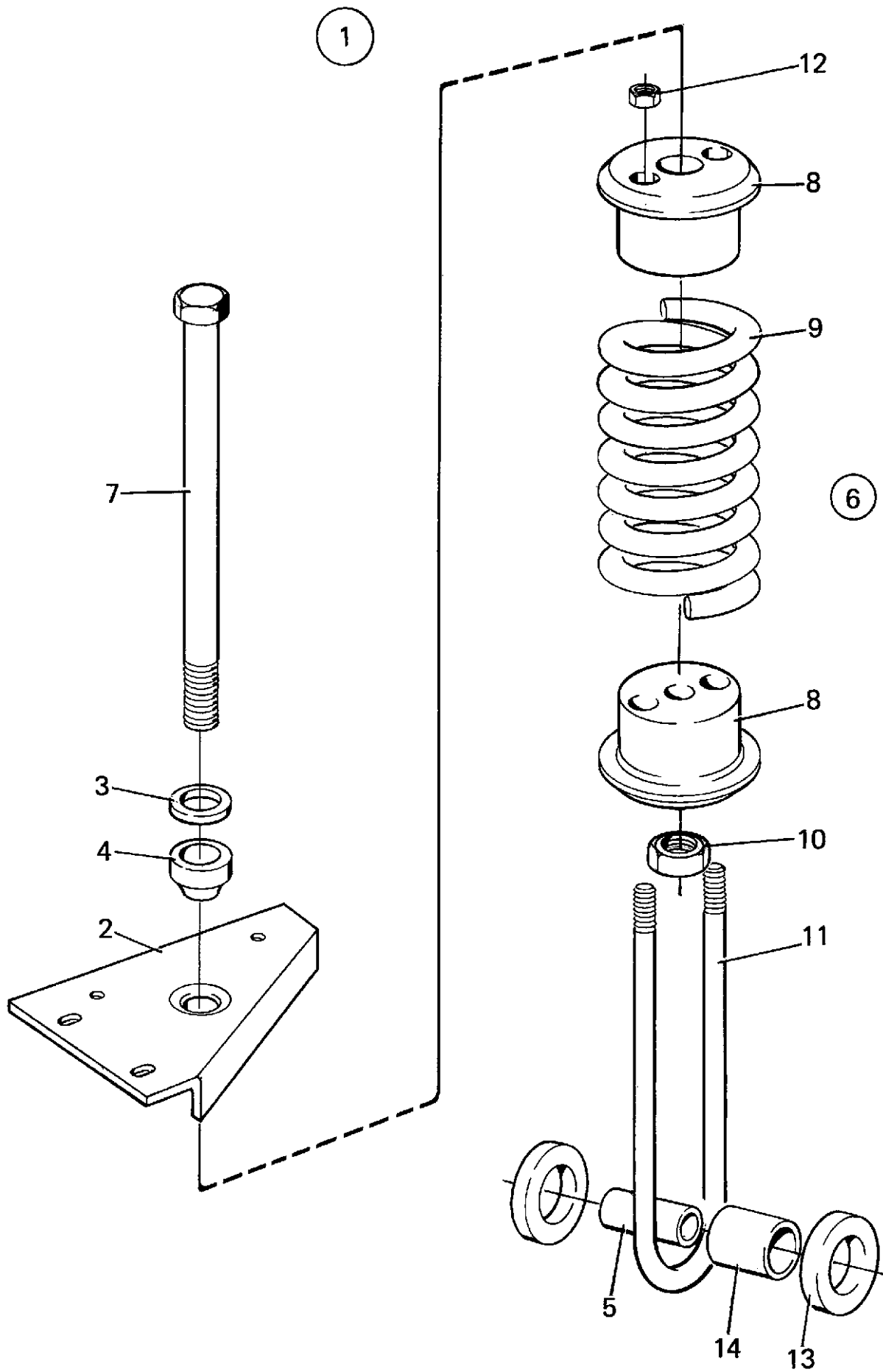
**EX-22 HI-TEK 91/5875-,EX-22FC,EX-22 91/5875-**

**Control panel FLE 220 MP**

**Plaque du pupitre de commande FLE 220 MP**

Illustration	Issue	Month	Year
Schéma	Issue	Month	Year
<b>100895</b>	<b>3</b>	<b>4</b>	<b>1994</b>

Item Article	Qua. Qua.	Art.No Réf. article	Description	Description	Info Info	Notes Remarques
<b>1</b>			•	•		Not used
<b>2</b>						Not used
<b>3</b>	1	<b>471 7647-30</b>	Sign	Signe	3	EX-22 S28
<b>4</b>						Not used
<b>5</b>	1	<b>471 7620-05</b>	Type plate	Numéro série plaque	3	WASCOMAT EXTRACT-O-MATIC EX2
<b>6</b>	1	<b>471 4527-78</b>	User instructions	Instruction de fonctionnement	1	ENGLISH, SILVER
<b>7</b>	1	<b>471 7620-15</b>	Type plate	Numéro série plaque	3	EX-22 HI-TEK
	1	<b>471 7648-06</b>	Sign	Signe	3	EX-22 HI-TEK FC
<b>8</b>	1	<b>472 5756-01</b>	Panel sign	Voyant du tableau	1	English
	1	<b>472 5756-08</b>	Panel sign	Voyant du tableau	1	French
	1	<b>471 5756-09</b>			1	



100408

Issue	Month	Year
02	11	91

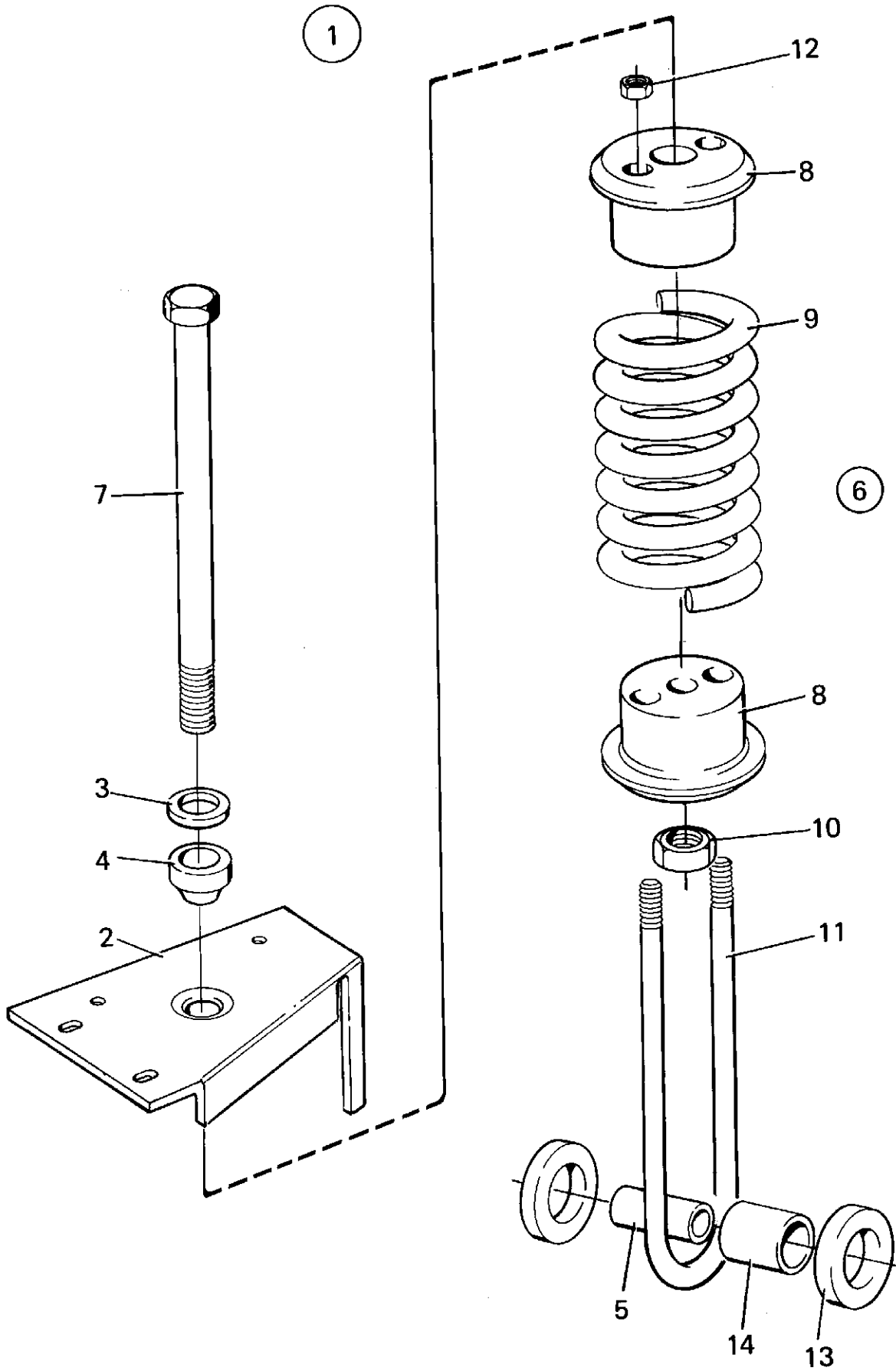
**EX-22 HI-TEK 82/491-89/4950,EX-22 82/491-89/4950**

**Suspension**

**Amortisseur**

Illustration Issue Month Year  
Schéma Issue Month Year  
**100408 4 11 1991**

Item Article	Qua. Qua.	Art.No Réf. article	Description	Description	Info Info	Notes Remarques
<b>1</b>	1	<b>472 6686-01</b>	Suspension	Amortisseur	1	COMPL.LEFT FRONT & RIGHT REA
	1	<b>472 6686-02</b>	Suspension	Amortisseur	1	COMPL.RIGHT FRONT & LEFT REA
<b>2</b>	1	<b>472 6439-03</b>	•Cover	•Couvercle	3	LEFT FRONT AND RIGHT REAR
	1	<b>472 6439-04</b>	•Cover	•Couvercle	3	RIGHT FRONT AND LEFT REAR
<b>3</b>	1	<b>734 1173-01</b>	•Washer	•Rondelle	3	BRB 10,5X21
<b>4</b>	1	<b>472 6580-02</b>	•Bushing	•Douille	1	
<b>5</b>	1	<b>472 6008-02</b>	•Spacer	•Entretoise	3	
<b>6</b>	1	<b>472 6579-03</b>	••Spring	••Ressort	1,2	Complete
<b>7</b>	1	<b>725 2519-51</b>	•••Screw	•••Vis	3	M10X150
<b>8</b>	2	<b>472 6592-01</b>	•••Ring	•••Anneau	3	
<b>9</b>	1	<b>471 7803-22</b>	•••Spring	•••Ressort	1	
<b>10</b>	1	<b>732 2120-01</b>	•••Locking nut	•••Contre-écrou	3	M10
<b>11</b>	1	<b>471 8308-06</b>	•••Clamp	•••Bride de fixation	3	
<b>12</b>	2	<b>731 2318-01</b>	•••Nut	•••Écrou	3	M8
<b>13</b>	2	<b>472 6009-02</b>	•••Spacer	•••Entretoise	3	
<b>14</b>	1	<b>471 8576-02</b>	•••Bushing	•••Douille	1,2	



100774

Issue	Month	Year
03	10	95

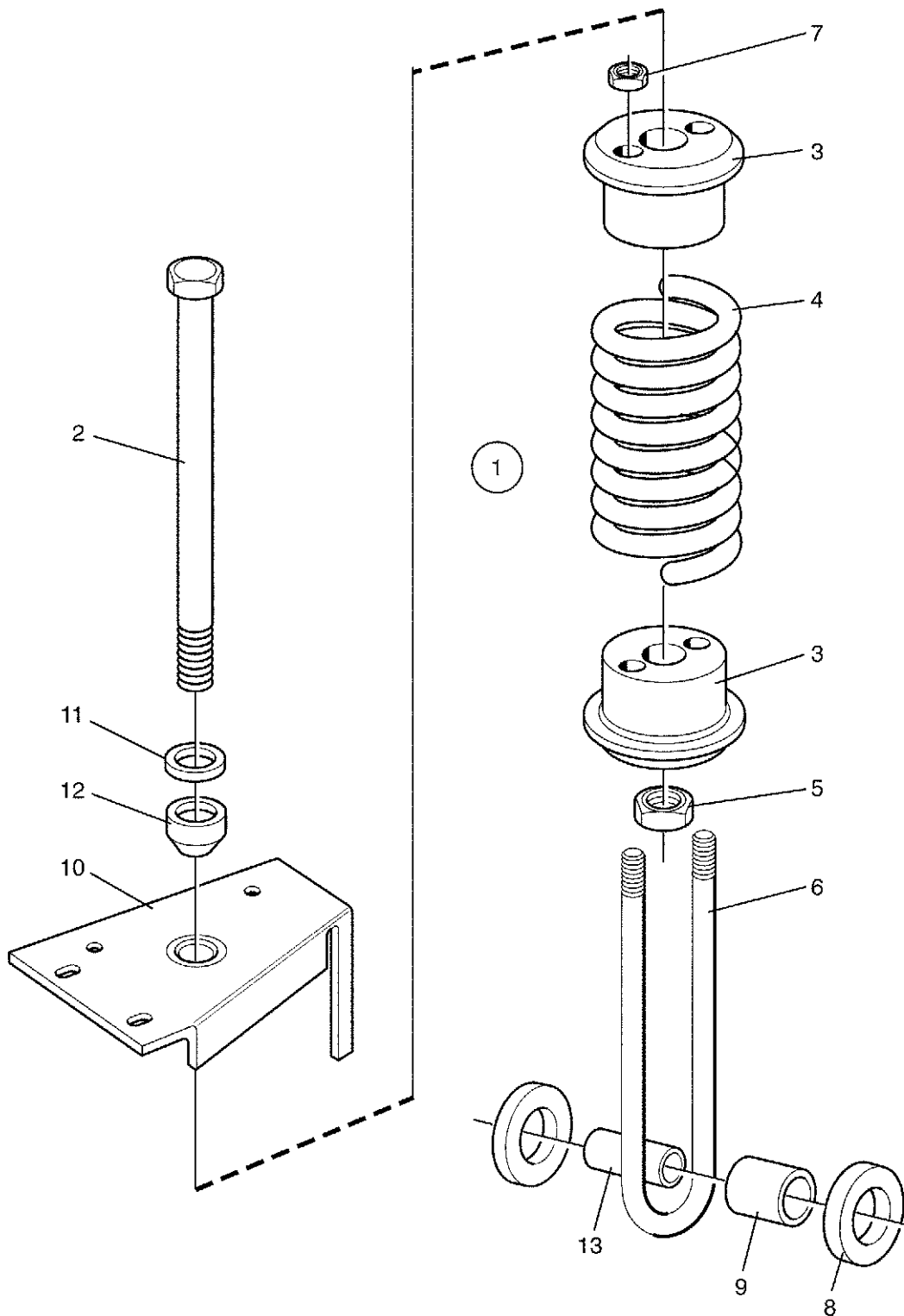
**EX-22 HI-TEK 89/4951-95/8889,EX-22FC,EX-22 89/4951-95/8889**

**Suspension**

**Amortisseur**

Illustration Issue Month Year  
Schéma Issue Month Year  
**100774 5 4 1996**

Item Article	Qua. Qua.	Art.No Réf. article	Description	Description	Info Info	Notes Remarques
<b>1</b>	1	<b>471 6686-05</b>			3	COMPL.LEFT FRONT & RIGHT REA
	1	<b>472 6686-06</b>	Suspension	Amortisseur	3	COMPL.RIGHT FRONT & LEFT REA
<b>2</b>	1	<b>438 4006-01</b>	Cover	Couvercle	3	LEFT FRONT AND RIGHT REAR
	1	<b>438 4006-02</b>	Cover	Couvercle	3	RIGHT FRONT AND LEFT REAR
<b>3</b>	1	<b>471 9074-04</b>	•Washer	•Rondelle	3	10,5X28
<b>4</b>	1	<b>472 6580-02</b>	•Bushing	•Douille	1	
<b>5</b>	1	<b>472 6008-02</b>	•Spacer	•Entretoise	3	
<b>6</b>	1	<b>472 6579-03</b>	••Spring	••Ressort	1,2	Complete
<b>7</b>	1	<b>725 2519-51</b>	•••Screw	•••Vis	3	M10X150
<b>8</b>	2	<b>472 6592-01</b>	•••Ring	•••Anneau	3	
<b>9</b>	1	<b>471 7803-22</b>	•••Spring	•••Ressort	1	
<b>10</b>	1	<b>732 2120-01</b>	•••Locking nut	•••Contre-écrou	3	M10
<b>11</b>	1	<b>471 8308-06</b>	•••Clamp	•••Bride de fixation	3	
<b>12</b>	2	<b>731 2318-01</b>	•••Nut	•••Écrou	3	M8
<b>13</b>	2	<b>472 6009-02</b>	•••Spacer	•••Entretoise	3	
<b>14</b>	1	<b>471 8576-02</b>	•••Bushing	•••Douille	1,2	



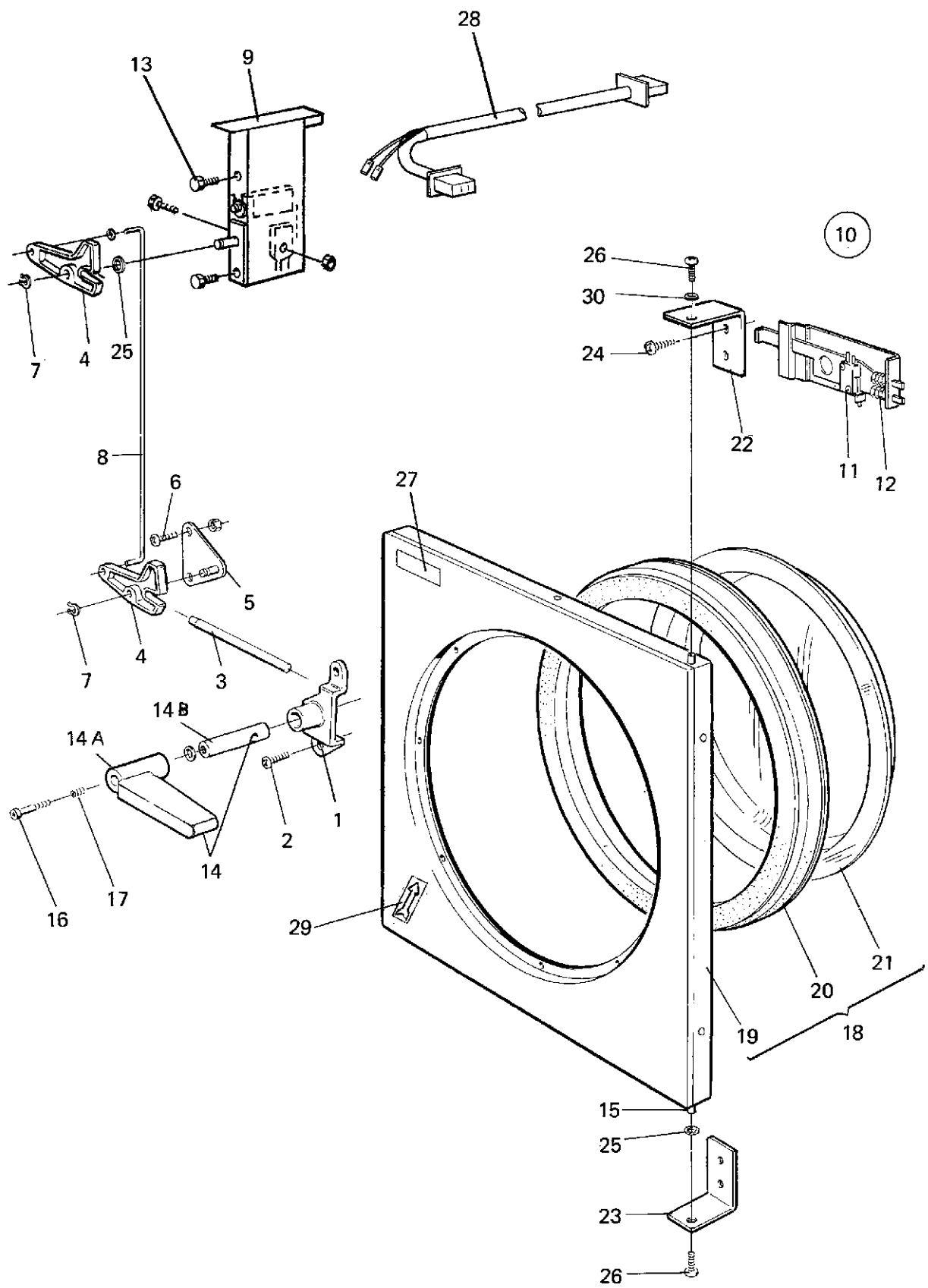
**EX-22 HI-TEK 95/8890-,EX-22FC,EX-22 95/8890-**

**Suspension**

**Amortisseur**

Illustration Issue Month Year  
Schéma Issue Month Year  
**101346/1 2 4 2001**

Item Article	Qua. Qua.	Art.No Réf. article	Description	Description	Info Info	Notes Remarques
<b>1</b>	1	<b>472 6459-01</b>	Suspension unit	Organe de suspension	1	Complete
<b>2</b>	1	<b>471 8356-03</b>	•Screw	•Vis	3	M10X240
<b>3</b>	2	<b>472 6592-02</b>	•Guide bushing	•Douille de contrôle	3	
<b>4</b>	1	<b>471 7803-23</b>	•Spring	•Ressort	3	
<b>5</b>	1	<b>732 2120-01</b>	•Locking nut	•Contre-écrou	3	M10
<b>6</b>	1	<b>471 8308-08</b>	•Clamp	•Bride de fixation	3	
<b>7</b>	2	<b>731 2318-01</b>	•Nut	•Écrou	3	M8
<b>8</b>	2	<b>472 6009-02</b>	•Spacer	•Entretoise	3	
<b>9</b>	1	<b>471 8576-02</b>	•Bushing	•Douille	1	
<b>10</b>	2	<b>472 6458-01</b>	•Cover	•Couvercle	3	LEFT FRONT AND RIGHT REAR
	2	<b>472 6458-02</b>	•Cover	•Couvercle	3	RIGHT FRONT AND LEFT REAR
<b>11</b>	1	<b>734 1173-01</b>	•Washer	•Rondelle	3	BRB 10,5X21
<b>12</b>	1	<b>472 6580-02</b>	•Bushing	•Douille	3	
<b>13</b>	1	<b>472 6008-02</b>	Spacer	Entretoise	3	



100409

Issue	Month	Year
02	11	89



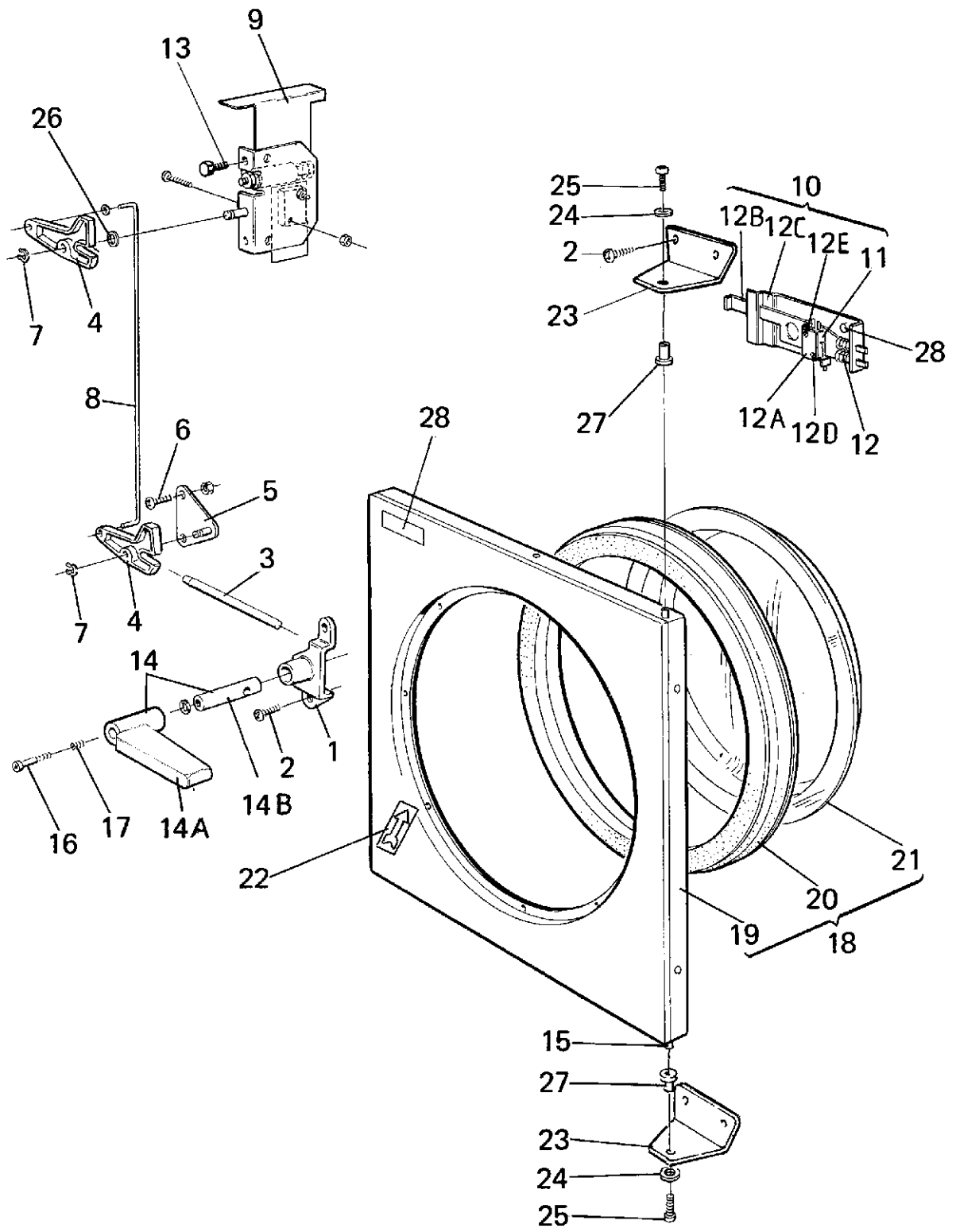
**EX-22 HI-TEK -82/490,EX-22 -82/490**

**Door and locking system**

Illustration Issue Month Year  
Schéma Issue Month Year  
**100409 4 2 1991**

**Plaque et serrure de plaque**

Item Article	Qua. Qua.	Art.No Réf. article	Description	Description	Info Info	Notes Remarques
<b>1</b>	1	<b>472 6027-01</b>	Bracket	Pièce de retenue	3	
<b>2</b>	8	<b>725 2364-61</b>	Screw	Vis	3	M6SF 6X10
<b>3</b>	1	<b>471 7906-02</b>	Shaft	Arbre	3	
<b>4</b>	2	<b>472 6071-00</b>	Lock	Serrure	3	
<b>5</b>	1	<b>472 6072-00</b>	Bracket	Pupitre	1	
<b>6</b>	2	<b>724 1364-42</b>	Screw	Vis	3	M6X10
<b>7</b>	2	<b>735 3109-21</b>	Locking washer	Laveuse	3	
<b>8</b>	1	<b>472 6112-03</b>	Drag link	Tige directrice	3	
<b>9</b>	1	<b>472 6146-10</b>	Locking unit	Unité verrouillage	1	Complete See group US8704
<b>10</b>	1	<b>472 6111-01</b>	Switch	Commutateur	1	DOOR LOCK COMPL.
<b>11</b>	1	<b>471 9603-10</b>	•Microswitch	•Microrupteur	1,2	
<b>12</b>	2	<b>471 7803-07</b>	•Spring	•Ressort	1	
<b>13</b>	2	<b>729 9342-61</b>	Screw	Vis	3	4,2X13
<b>14</b>	1	<b>471 1823-36</b>			1	Complete
<b>14A</b>	1	<b>472 6028-01</b>	•Handle	•Poignée	1,2	
<b>14B</b>	1	<b>472 6029-01</b>	•Shaft	•Arbre	1	
<b>15</b>	1	<b>471 7907-03</b>	Shaft	Arbre	1,2	
<b>16</b>	1	<b>725 5340-01</b>	Screw	Vis	3	M5X45
<b>17</b>	1	<b>728 8323-01</b>	Screw	Vis	3	SK6SS 5X8
<b>18</b>	1	<b>472 6447-01</b>	Door	Plaque	1	Complete
<b>19</b>	1	<b>472 6430-01</b>	•Door	•Plaque	3	
<b>20</b>	1	<b>471 2431-29</b>	•Door gasket	•Joint de la porte	1,2	Black
	1	<b>471 4109-28</b>	•Door gasket	•Joint de la porte	1,2	Grey
<b>21</b>	1	<b>471 2431-28</b>	•Door glass	•Vitre de la porte	1,2	
<b>22</b>	1	<b>472 6063-00</b>	Hinged joint	Assemblage articulé	1	Upper
<b>23</b>	1	<b>472 6063-01</b>	Hinged joint	Assemblage articulé	1	Lower
<b>24</b>	1	<b>725 2285-40</b>	Screw	Vis	3	M4X6
<b>25</b>	2	<b>471 8579-02</b>	Bearing	Coussinet	1	
<b>26</b>	2	<b>725 2285-40</b>	Screw	Vis	3	M4X6
<b>27</b>	1	<b>471 2471-80</b>	Warning sign	Signal avertissement	1	Spanish
	1	<b>471 4009-53</b>	Warning sign	Signal avertissement	1	English
<b>28</b>	1	<b>472 6585-01</b>	Hinged joint	Assemblage articulé	3	DOOR LOCK
<b>29</b>	1	<b>471 9009-93</b>	Sign	Signe	3	ARROW
<b>30</b>	2	<b>734 1136-49</b>	Washer	Rondelle	3	BRB 4,3



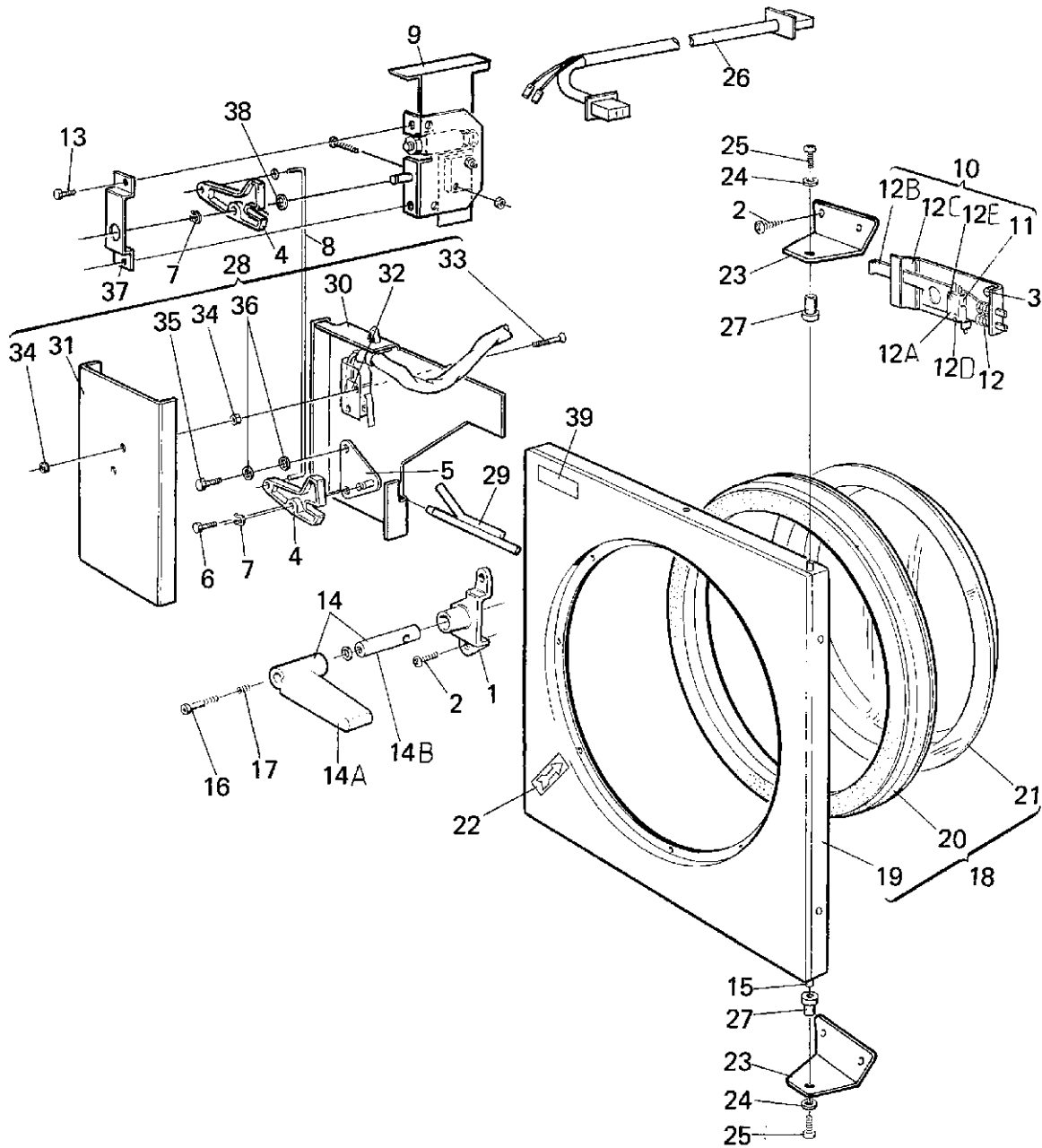
**EX-22 HI-TEK 82/491-90/5303,EX-22 82/491-90/5303**

**Door and locking system**

Illustration Issue Month Year  
Schéma Issue Month Year  
**100410 5 10 1991**

**Plaque et serrure de plaque**

Item Article	Qua. Qua.	Art.No Réf. article	Description	Description	Info Info	Notes Remarques
1	1	472 6027-01	Bracket	Pièce de retenue	3	
2	8	725 2364-61	Screw	Vis	3	M6SF 6X10
3	1	471 7906-02	Shaft	Arbre	3	
4	2	472 6071-00	Lock	Serrure	3	
5	1	472 6072-00	Bracket	Pupitre	1	
6	1	725 5362-01	Screw	Vis	3	MC6S 6X8
7	2	735 3109-20	Locking washer	Laveuse	3	
8	1	472 6112-03	Drag link	Tige directrice	3	
9	1	472 6146-10	Locking unit	Unité verrouillage	1	Complete See group US8704
10	1	472 6111-01	Switch	Commutateur	1	DOOR LOCK COMPL.
11	1	471 9603-07	•	•	1,2	
12	2	471 7803-07	•Spring	•Ressort	1	
12A	1	472 9764-01	•	•	3	
12B	1	472 6109-01	•Slide	•Curseur	3	
12C	1	472 6110-00	•Bracket	•Pièce de retenue	3	
12D	1	724 1226-01	•Screw	•Vis	3	M3X12
12E	1	724 1228-01	•Screw	•Vis	3	M3X16
13	2	729 5342-01	Screw	Vis	3	
14	1	471 1823-36			1	Complete
14A	1	472 6028-01	•Handle	•Poignée	1,2	
14B	1	472 6029-01	•Shaft	•Arbre	1	
15	1	471 7907-03	Shaft	Arbre	1,2	
16	1	725 5340-42	Screw	Vis	3	M5X45
17	1	728 8323-01	Screw	Vis	3	SK6SS 5X8
18	1	472 6447-01	Door	Plaque	1	Complete
19	1	472 6430-01	•Door	•Plaque	3	
20	1	471 2431-29	•Door gasket	•Joint de la porte	1,2	Black
21	1	471 2431-28	•Door glass	•Vitre de la porte	1,2	
22	1	471 9009-93	•Sign	•Signe	3	ARROW
23	2	472 6585-01	Hinged joint	Assemblage articulé	1	
24	2	734 1136-49	Washer	Rondelle	3	BRB 4,3
25	2	725 2285-42	Screw	Vis	3	M4X6
26	1	472 6485-01	Cable set	Jeu de câbles	3	DOOR LOCK
27	2	471 8579-02	Bearing	Coussinet	3	
28	1	471 7664-02	Sign	Signe	1	English
	1	471 7664-04	Sign	Signe	1	French



100821

Issue	Month	Year
02	09	90

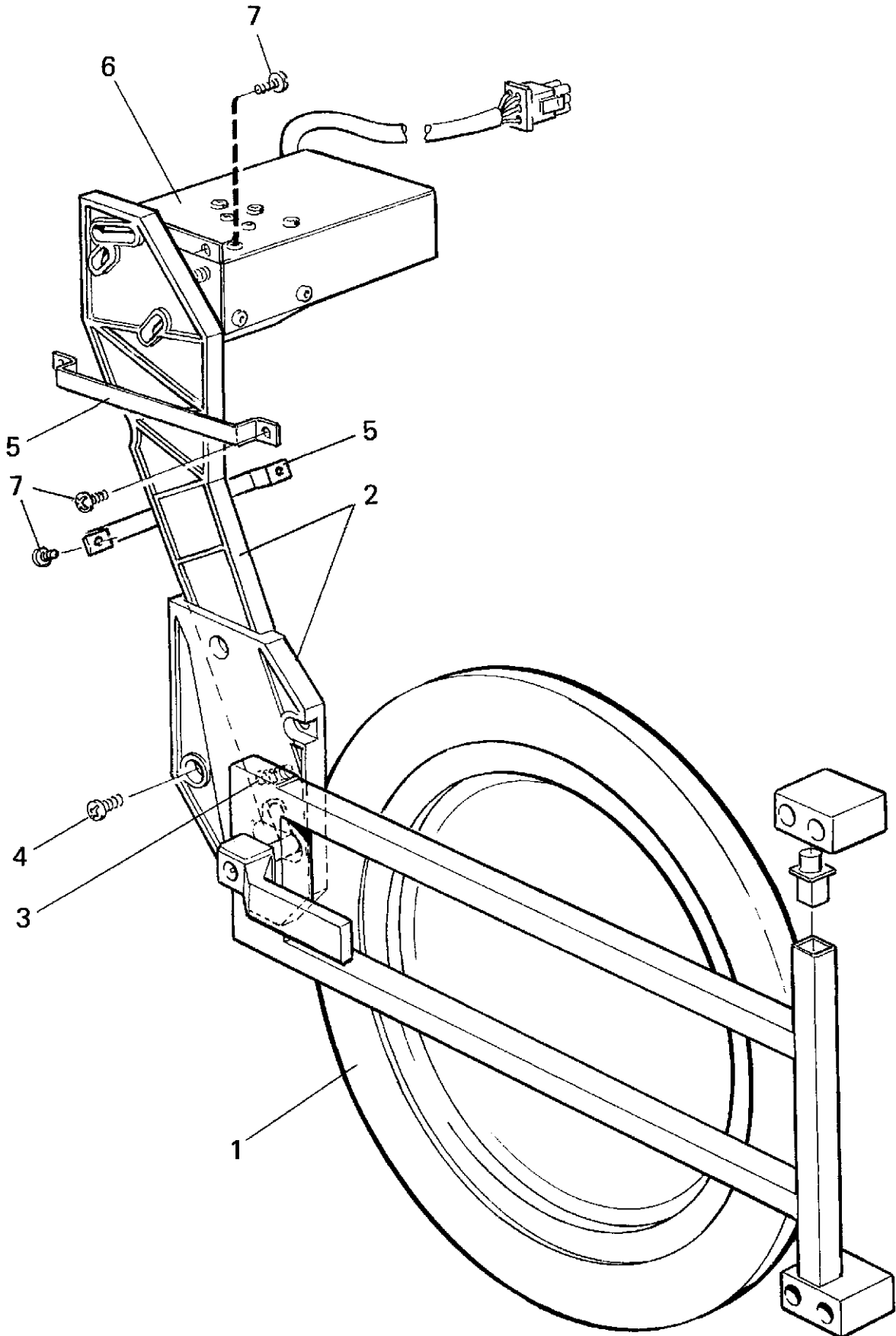
**EX-22 HI-TEK 90/5304-91/5874,EX-22 90/5304-91/5874**

**Door and locking system**

Illustration Issue Month Year  
Schéma Issue Month Year  
**100821 3 10 1991**

**Plaque et serrure de plaque**

Item Article	Qua. Qua.	Art.No Réf. article	Description	Description	Info Info	Notes Remarques
<b>1</b>	1	<b>472 6027-01</b>	Bracket	Pièce de retenue	3	
<b>2</b>	2	<b>725 2364-61</b>	Screw	Vis	3	M6SF 6X10
<b>3</b>	2	<b>725 2364-61</b>	Screw	Vis	3	M6SF 6X10
<b>4</b>	2	<b>472 6071-00</b>	Lock	Serrure	3	
<b>5</b>	1	<b>472 6072-00</b>	Bracket	Pupitre	1	
<b>6</b>	1	<b>725 5362-01</b>	Screw	Vis	3	MC6S 6X8
<b>7</b>	2	<b>735 3109-20</b>	Locking washer	Laveuse	3	
<b>8</b>	1	<b>472 6112-03</b>	Drag link	Tige directrice	3	
<b>9</b>	1	<b>472 6146-10</b>	Locking unit	Unité verrouillage	1	Complete See group US8704
<b>10</b>	1	<b>472 6111-01</b>	Switch	Commutateur	1	DOOR LOCK COMPL.
<b>11</b>	1	<b>471 9603-07</b>	•	•	1,2	
<b>12A</b>	1	<b>472 9764-01</b>	•	•	3	
<b>12B</b>	1	<b>472 6109-01</b>	•Slide	•Curseur	3	
<b>12C</b>	1	<b>472 6110-00</b>	•Bracket	•Pièce de retenue	3	
<b>12D</b>	1	<b>724 1226-01</b>	•Screw	•Vis	3	M3X12
<b>12E</b>	1	<b>724 1228-01</b>	•Screw	•Vis	3	M3X16
<b>13</b>	2	<b>729 5342-01</b>	Screw	Vis	3	
<b>14A</b>	1	<b>472 6028-01</b>	•Handle	•Poignée	1,2	
<b>14B</b>	1	<b>472 6029-01</b>	•Shaft	•Arbre	1	
<b>15</b>	1	<b>471 7907-03</b>	Shaft	Arbre	1,2	
<b>16</b>	1	<b>725 5340-42</b>	Screw	Vis	3	M5X45
<b>17</b>	1	<b>728 8323-01</b>	Screw	Vis	3	SK6SS 5X8
<b>18</b>	1	<b>472 6447-01</b>	Door	Plaque	1	Complete
<b>19</b>	1	<b>472 6430-01</b>	•Door	•Plaque	3	
<b>20</b>	1	<b>471 2431-29</b>	•Door gasket	•Joint de la porte	1,2	Black
<b>21</b>	1	<b>471 2431-28</b>	•Door glass	•Vitre de la porte	1,2	
<b>22</b>	1	<b>471 9009-93</b>	•Sign	•Signe	3	ARROW
<b>23</b>	2	<b>472 6585-01</b>	Hinged joint	Assemblage articulé	1	
<b>24</b>	2	<b>734 1136-49</b>	Washer	Rondelle	3	BRB 4,3
<b>25</b>	2	<b>725 2285-42</b>	Screw	Vis	3	M4X6
<b>26</b>	1	<b>472 6485-01</b>	Cable set	Jeu de câbles	3	DOOR LOCK
<b>27</b>	2	<b>471 8579-02</b>	Bearing	Coussinet	3	
<b>28</b>	1	<b>471 4658-16</b>	Kit	Kit de réparation	3	
<b>29</b>	1	<b>471 4658-11</b>	Locking arm	Bras de verrouillage	3	
<b>30</b>	1	<b>471 4658-02</b>	•Mounting plate	•Plaque de montage	3	
<b>31</b>	1	<b>471 4658-03</b>	•Cover plate	•Plaque recouvrement	3	
<b>32</b>	1	<b>471 9603-07</b>	•	•	3	
<b>33</b>	2	<b>724 3267-01</b>	•Screw	•Vis	3	MF3 3X35
<b>34</b>	4	<b>732 2110-01</b>	•Locking nut	•Contre-écrou	3	M3
<b>35</b>	1	<b>725 2366-51</b>	•Screw	•Vis	3	M6X12
<b>36</b>	2	<b>734 1153-01</b>	•Washer	•Rondelle	3	BRB 6,4X12
<b>37</b>	1	<b>471 4658-05</b>	Support	Support	3	
<b>38</b>	1	<b>734 1153-60</b>	Washer	Rondelle	3	BRB 6,4X12,5
<b>39</b>	1	<b>471 7664-02</b>	Sign	Signe	1	English
	1	<b>471 7664-04</b>	Sign	Signe	1	French



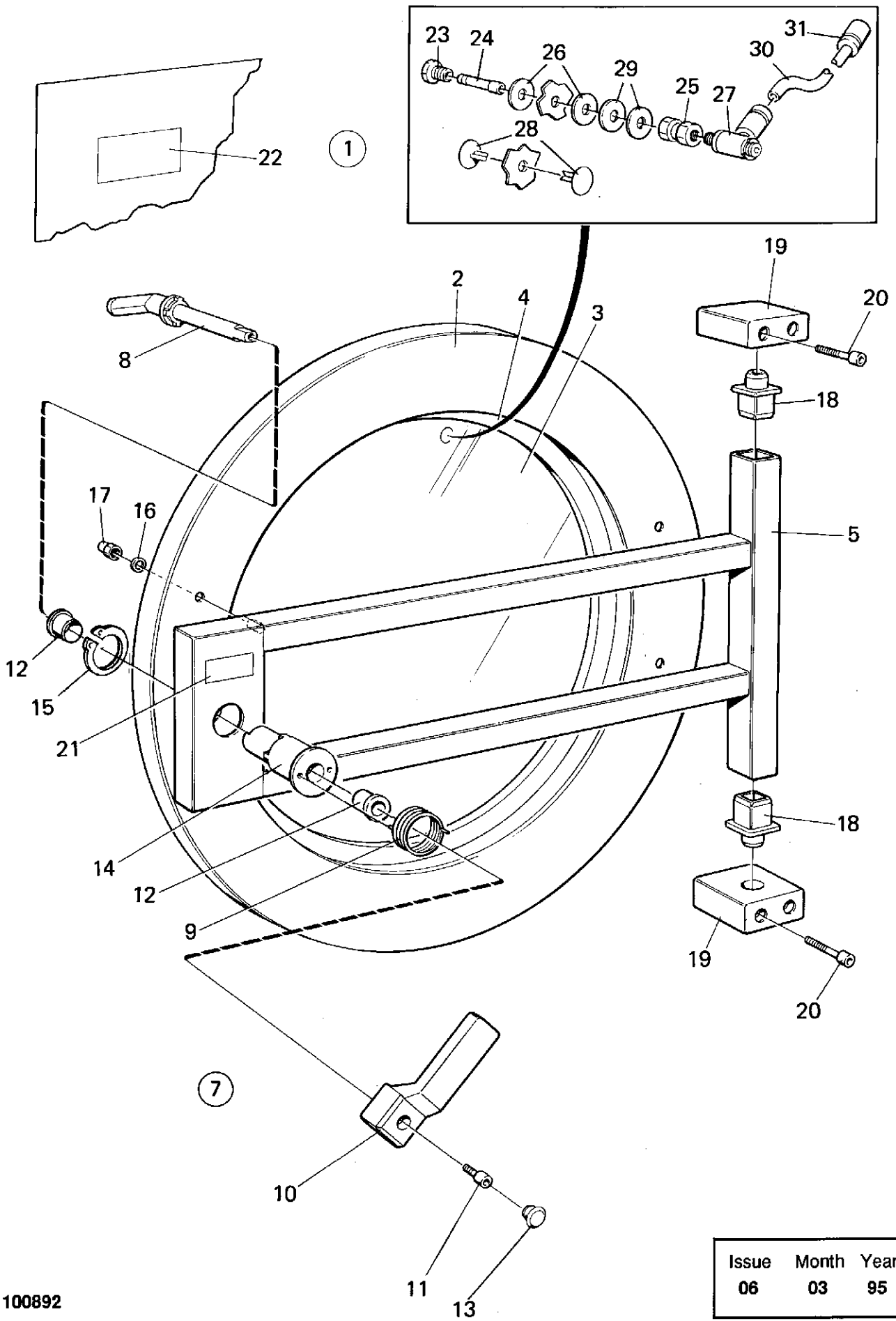
**EX-22 HI-TEK 91/5875-,EX-22FC,EX-22 91/5875-**

**Door and locking system**

**Plaque et serrure de plaque**

Illustration	Issue	Month	Year
Schéma	Issue	Month	Year
<b>100905</b>	<b>6</b>	<b>8</b>	<b>1997</b>

Item Article	Qua. Qua.	Art.No Réf. article	Description	Description	Info Info	Notes Remarques
<b>1</b>	1		Door	Plaque	1,2	
<b>2</b>	1	<b>472 9900-81</b>	Arm and plate	Bras et tableau	1,2	COMPL. KIT -91/5824
	1	<b>472 9901-33</b>	Arm and plate	Bras et tableau	1,2	COMPL. KIT 91/5825-
<b>3</b>	1	<b>471 7803-21</b>	Spring	Ressort	3	
<b>4</b>	4	<b>471 8342-44</b>	Screw	Vis	3	MRT-TT 6X12
<b>5</b>	1	<b>472 9787-01</b>	Clamp	Bride de fixation	3	
<b>6</b>	1	<b>438 4152-01</b>	Locking unit	Unité verrouillage	1,2	Complete See group US8711
<b>7</b>	6	<b>471 8342-11</b>	Screw	Vis	3	MRT-TT 4X6



100892

Issue	Month	Year
06	03	95



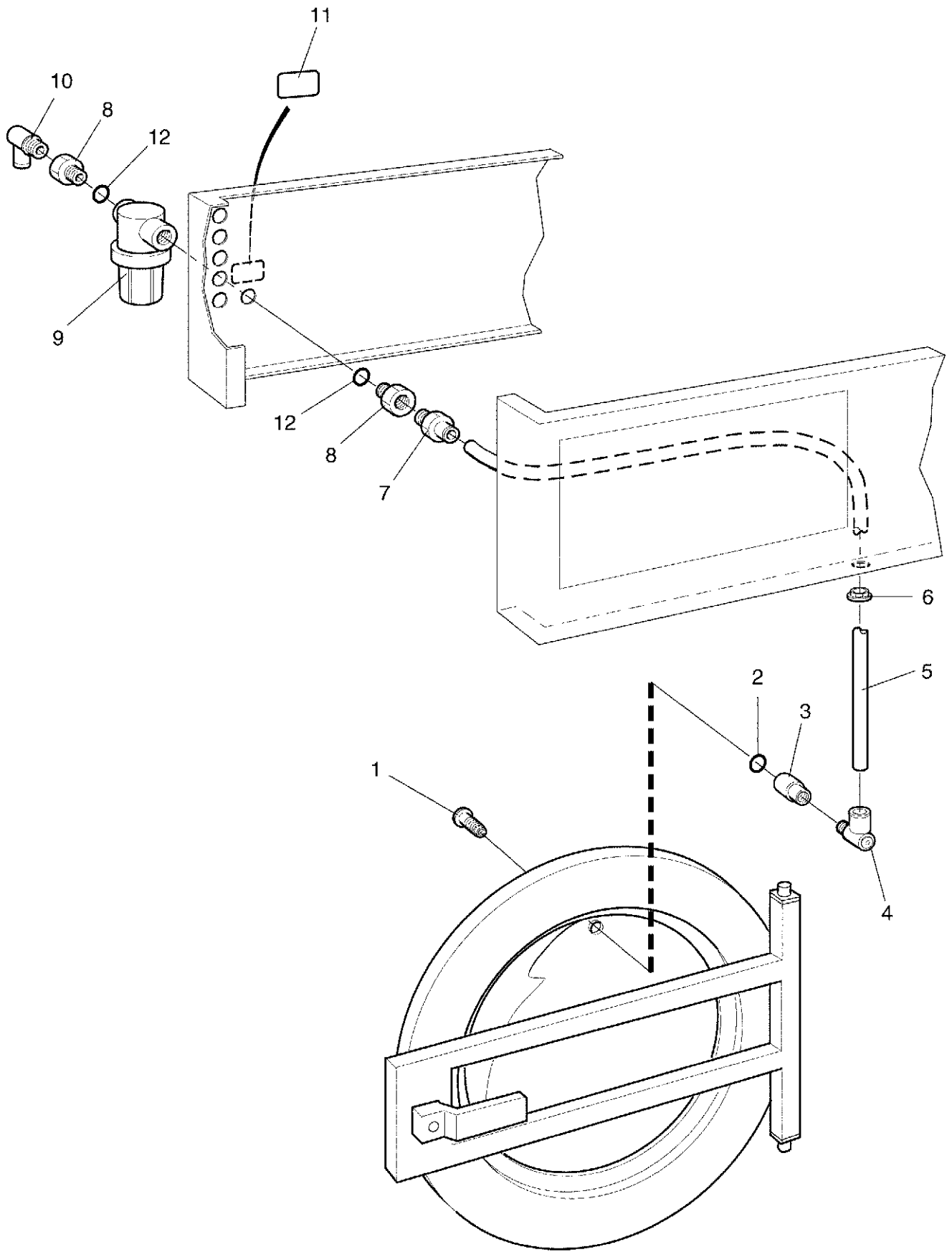
**EX-22 HI-TEK 91/5875-,EX-22FC,EX-22 91/5875-**

**Door and hinged joint**

Illustration Issue Month Year  
Schéma Issue Month Year  
**100892 8 8 1997**

**Assemblage articulé et plaque**

Item Article	Qua. Qua.	Art.No Réf. article	Description	Description	Info Info	Notes Remarques
1	1	438 4326-01	Door	Plaque	1,2	Complete
	1	438 4326-02	Door	Plaque	1,2	COMPL., FC
2	1	438 4130-01	•Door ring	•Anneau de la porte	3	
3	1	471 2431-28	•Door glass	•Vitre de la porte	1,2	
	1	438 4219-01	•Door glass	•Vitre de la porte	1,2	FC
4	1	471 2431-29	•Door gasket	•Joint de la porte	1,2	Black
5	1	438 4117-02	•Bracket	•Pupitre	3	
6	1		••Hub	••Moyeu	3	
7	1	472 9901-08	••Door handle	••Poignée de la porte	1,2	Kit -92/6513
	1	472 9903-43	••Door handle	••Poignée de la porte	1,2	Kit 92/6513-95/8842
8	1	438 0422-01	•••Shaft	•••Arbre	3	
9	1	471 7814-02	•••Spring	•••Ressort	3	
10	1	438 4127-02	•••Handle	•••Poignée	1,2	
11	1	471 8341-85	•••Screw	•••Vis	3	M6X16
12	2	438 0033-01	•••Bushing	•••Douille	3	
13	1	471 7961-02	•••Plug	•••Fiche	3	
14	1	438 4126-02	•••Hub	•••Moyeu	1	95/8843-
15	1	735 3126-01	•••Circlip	•••Attache en forme C	3	95/8843-
16	4	734 1153-09	••Washer	••Rondelle	3	BRB 6,4X12
17	4	732 3116-14	••Nut	••Écrou	3	M6
18	2	438 4132-02	••Pin	••Goupille	3	
19	2	438 4128-01	Hinged joint	Assemblage articulé	3	
20	4	471 8341-50	Screw	Vis	3	MRT 6X50
21	1	471 7674-01	Sign	Signe	3	
22	1	471 7668-02	Warning sign	Signal avertissement	3	English
	1	471 7668-04	Warning sign	Signal avertissement	3	French
	1	471 7668-09	Warning sign	Signal avertissement	3	Spanish
23	1	471 9883-01	Nozzle	Tuyère	3	Complete -96/9459
24	1		•Nozzle	•Tuyère		
25	1	471 8690-01	Distance piece	Entretoise	3	-96/9459
26	2	471 8159-07	Gasket	Joint	3	-96/9459
27	1	471 8690-21	Angle connector	Raccord d'angle	3	-96/9459
28	2	471 7970-01	Plug	Fiche	3	-96/9459
29	RQ	734 1171-09	Washer	Rondelle	3	BRB 10X18 -96/9459
30	1	471 8143-01	Tube	Tube	1	L=3000 L=3000,
31	1	471 8690-11	Nipple	Raccord	3	-96/9459



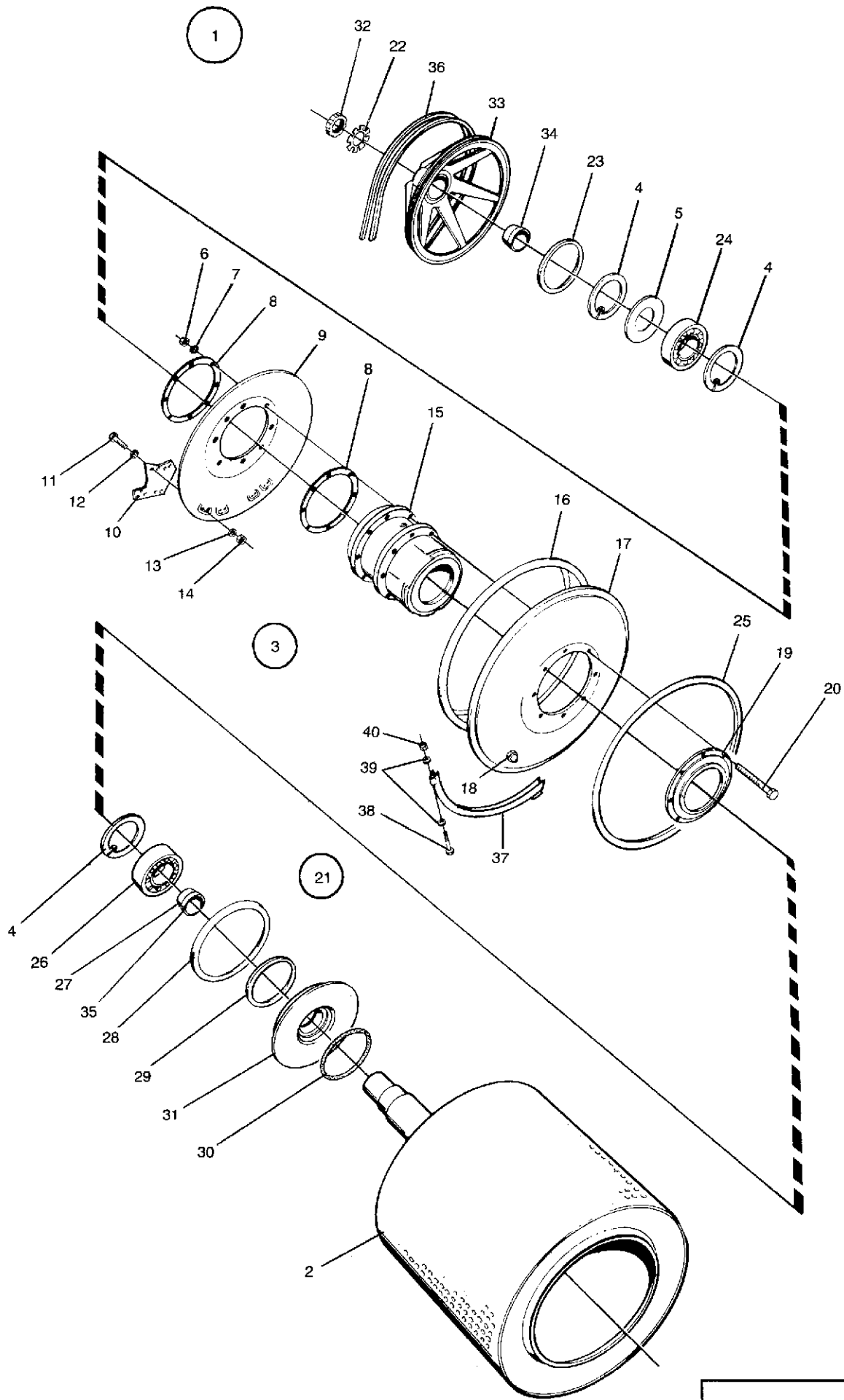
**EX-22FC 96/12101-**

**Spray system**

**Assemblage articulé et plaque**

Illustration	Issue	Month	Year
Schéma	Issue	Month	Year
<b>101453</b>	<b>1</b>	<b>8</b>	<b>1997</b>

Item Article	Qua. Qua.	Art.No Réf. article	Description	Description	Info Info	Notes Remarques
<b>1</b>	1	<b>471 9883-02</b>	Nozzle	Tuyère	1	
<b>2</b>	2	<b>740 4209-00</b>	O-ring	Joint torique	1	
<b>3</b>	1	<b>471 9884-01</b>	Muff	Tubulure	3	
<b>4</b>	1	<b>471 8690-21</b>	Angle connector	Raccord d'angle	3	
<b>5</b>	1	<b>471 8143-01</b>	Tube	Tube	1,2	L=3000
<b>6</b>	1	<b>762 1116-10</b>	Grommet	Oeillet	3	
<b>7</b>	1	<b>471 8688-14</b>	Nipple	Raccord	3	
<b>8</b>	2	<b>471 8636-04</b>	Nipple	Raccord	3	
<b>9</b>	1	<b>438 4125-01</b>	Filter	Filtre	1,2	
<b>10</b>	1	<b>471 8690-28</b>	Angle connector	Raccord d'angle	3	
<b>11</b>	1	<b>471 4672-08</b>	Sign	Signe	3	
<b>12</b>	1	<b>740 4811-03</b>	O-ring	Joint torique	3	



100411

Issue	Month	Year
01	05	88

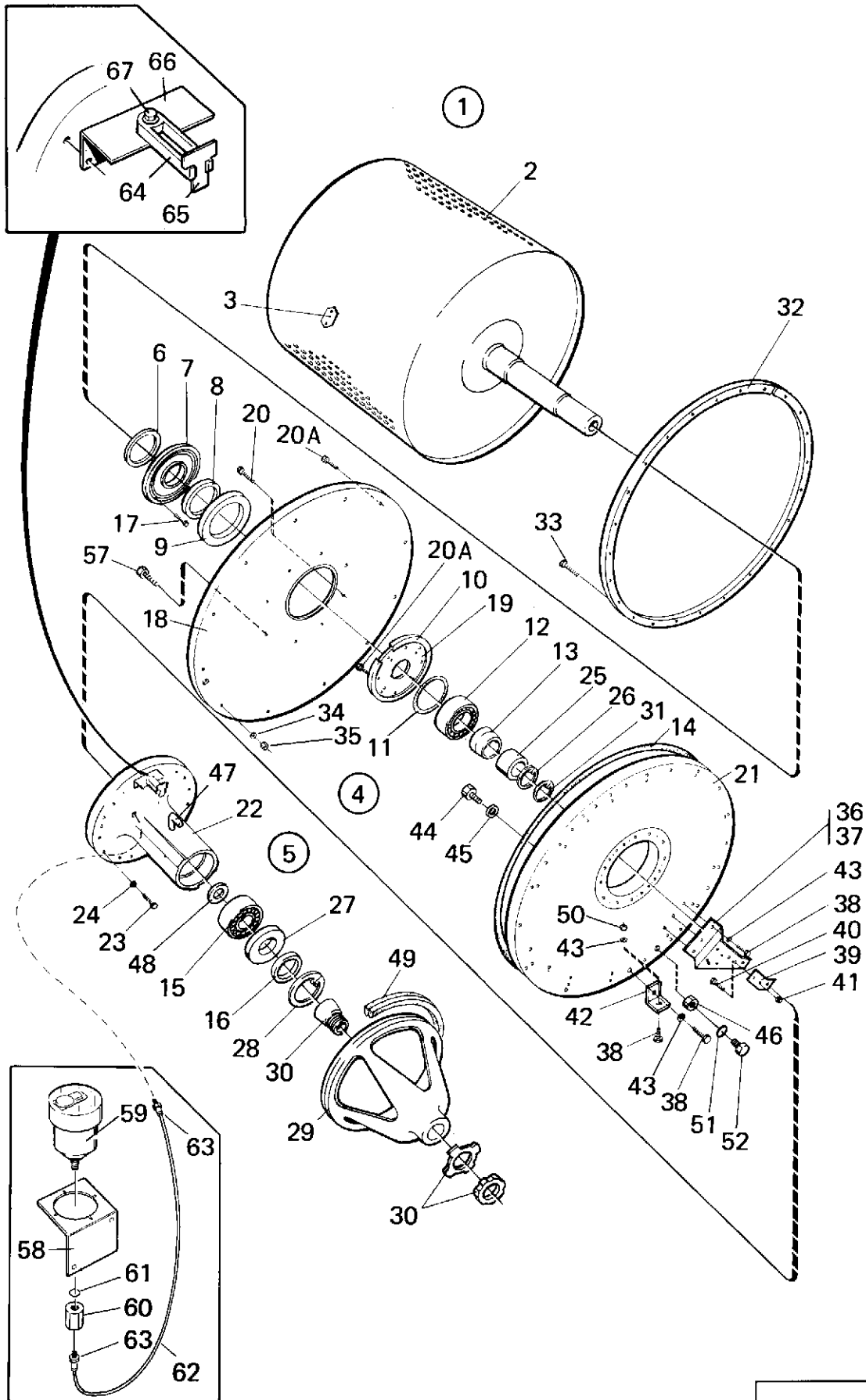
**EX-22 HI-TEK -82/490,EX-22 -82/490**

**Back plate with inner drum**

**Pignon arrière avec tambour intérieur**

Illustration Issue Month Year  
Schéma Issue Month Year  
**100411 4 3 1997**

Item Article	Qua. Qua.	Art.No Réf. article	Description	Description	Info Info	Notes Remarques
<b>1</b>	1	<b>472 6509-01</b>	Back plate	Pignon arrière	1	With inner drum,bearings and pulley
	1	<b>472 6509-02</b>	Back plate	Pignon arrière	1	With inner drum,bearings and pulley,steam
<b>2</b>	1	<b>472 6415-01</b>	•Inner drum	•Intérieur du tambour	1	
<b>3</b>	1	<b>472 6432-01</b>	•End piece	•Pignon	1	
	1	<b>472 6432-02</b>	•End piece	•Pignon	1	DS
<b>4</b>	3	<b>735 3179-11</b>	••C-clamp	••Presse à main	3	SGH160
<b>5</b>	1	<b>472 6434-01</b>	••Cover washer	••Rondelle protection	3	
<b>6</b>	8	<b>731 2320-01</b>	••Nut	••Écrou	3	M10
<b>7</b>	8	<b>734 1173-01</b>	••Washer	••Rondelle	3	BRB 10,5X21
<b>8</b>	2	<b>472 6431-01</b>	••Washer	••Rondelle	3	
<b>9</b>	1	<b>472 6407-01</b>	••End piece	••Pignon	3	
<b>10</b>	1	<b>472 6433-01</b>	••Bracket	••Support de montage	1	Left
	1	<b>472 6433-02</b>	••Bracket	••Support de montage	1	Right
<b>11</b>	8	<b>725 2495-61</b>	••Screw	••Vis	3	M6SF 10X30
<b>12</b>	8	<b>734 1173-01</b>	••Washer	••Rondelle	3	BRB 10,5X21
<b>13</b>	8	<b>471 9073-17</b>	••Washer	••Rondelle	3	TBRB 10,5X22
<b>14</b>	8	<b>731 2320-01</b>	••Nut	••Écrou	3	M10
<b>15</b>	1	<b>472 6428-01</b>	••Bearing housing	••Logement de palier	3	
<b>16</b>	1	<b>472 6037-02</b>	••Ring	••Anneau	3	
<b>17</b>	1	<b>472 6406-01</b>	••End piece	••Pignon	3	
	1	<b>472 6406-02</b>	••End piece	••Pignon	3	DS
<b>18</b>	1	<b>472 6040-01</b>	••Nipple	••Raccord	3	DS
<b>19</b>	1	<b>472 6401-01</b>	••Washer	••Rondelle	3	
<b>20</b>	8	<b>725 2521-51</b>	••Screw	••Vis	3	M10X170
<b>21</b>	1	<b>471 6661-64</b>	••Repair kit	••Kit reconditionnement	1,2	
<b>22</b>	1	<b>471 8551-03</b>	•••Sleeve	•••Manchon		
<b>23</b>	1	<b>740 6831-21</b>	•••V-ring	•••Anneau en forme de V		
<b>24</b>	1	<b>738 2413-60</b>	•••Bearing	•••Coussinet		
<b>25</b>	1	<b>472 6084-03</b>	•••Profile	•••Profilé		
<b>26</b>	1	<b>471 7400-02</b>	•••Bearing	•••Coussinet		
<b>27</b>	1	<b>472 6064-02</b>	•••Ring	•••Anneau		
<b>28</b>	1	<b>740 6845-21</b>	•••V-ring	•••Anneau en forme de V		
<b>29</b>	1	<b>740 6836-21</b>	•••V-ring	•••Anneau en forme de V		
<b>30</b>	1	<b>472 6511-01</b>	•••O-ring	•••Joint torique		
<b>31</b>	1	<b>472 6512-01</b>	•••Bracket	•••Pièce de retenue		
<b>32</b>	1	<b>471 8402-03</b>	•Nut	•Écrou	1	
<b>33</b>	1	<b>472 6429-01</b>	•Pulley	•Poulie	1	
<b>34</b>	1	<b>471 8551-03</b>	•Sleeve	•Manchon	1	
<b>35</b>	1	<b>735 3154-41</b>	•C-clamp	•Presse à main	3	
<b>36</b>	2	<b>471 7701-10</b>	V-belt	Courroie trapézoïdale	1,2	50Hz
<b>37</b>	3	<b>472 6149-03</b>	Tension strap	Extenseur	3	
<b>38</b>	3	<b>725 2478-51</b>	Screw	Vis	3	M8X140
<b>39</b>	6	<b>471 8502-06</b>	Washer	Rondelle	3	Ø8,4X16X3
<b>40</b>	3	<b>732 2118-01</b>	Locking nut	Contre-écrou	3	M8



Issue	Month	Year
03	11	98

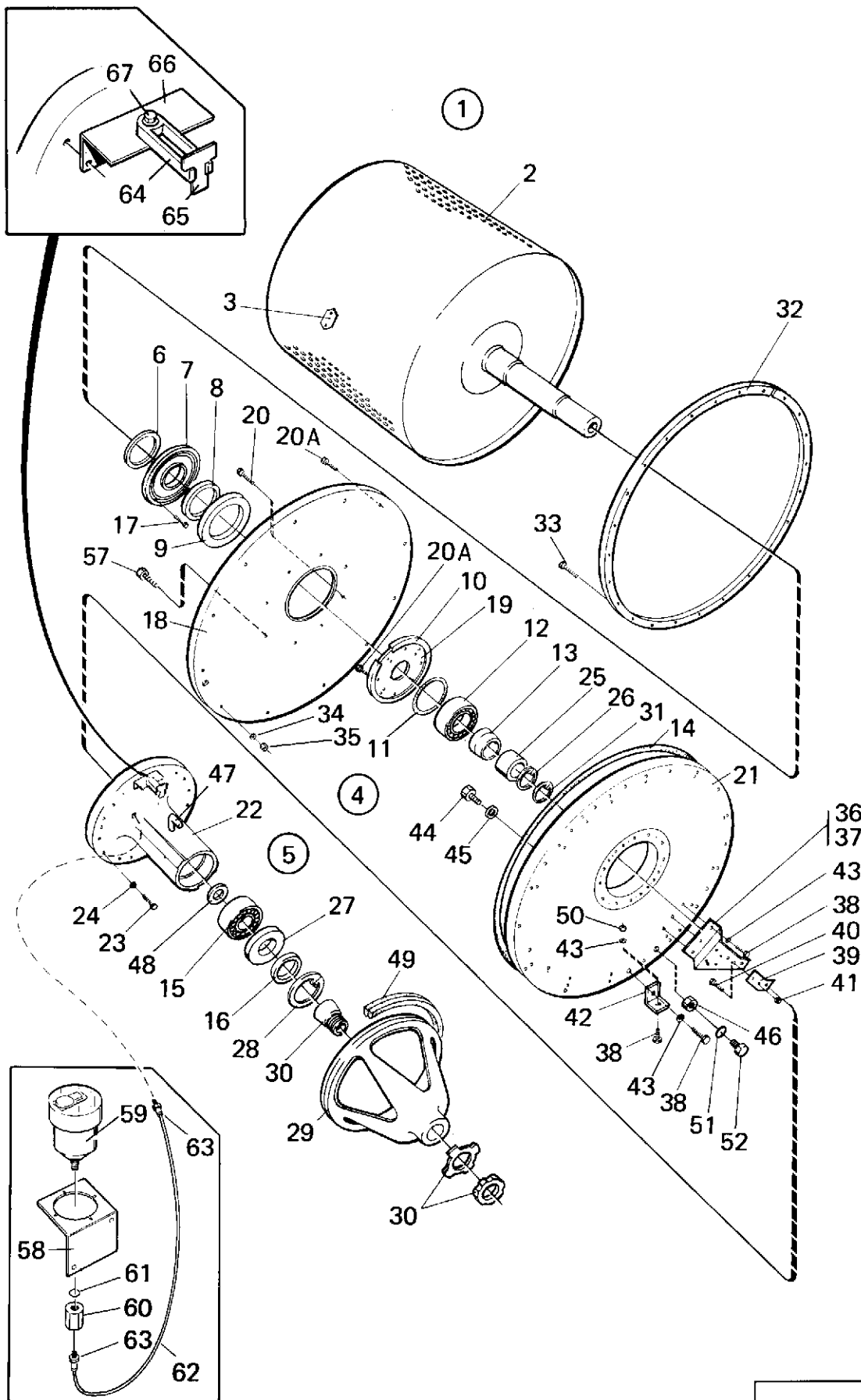
**EX-22 HI-TEK 82/491-,EX-22 82/491-**

**Back plate with inner drum**

**Pignon arrière avec tambour intérieur**

Illustration Issue Month Year  
Schéma Issue Month Year  
**100987 11 4 2002**

Item Article	Qua. Qua.	Art.No Réf. article	Description	Description	Info Info	Notes Remarques
1	1		Back plate	Pignon arrière		With inner drum,bearings and pulley
2	1	472 6415-01	•Inner drum	•Intérieur du tambour	1	82/491-83/690
	1	472 6563-01	•Inner drum	•Intérieur du tambour	1	83/691-
3	1	472 9768-01	••Door	••Plaque	1	Complete 83/691-
4	1	472 6565-01	•End piece	•Pignon	1	-88/3962
	1	472 6565-02	•End piece	•Pignon	1	88/3963-95/8889
	1	472 6565-05	•End piece	•Pignon	1	95/8890-
	1	472 6565-03	•End piece	•Pignon	1	Oil lubrication
	1	472 6565-06	•End piece	•Pignon	1	Oil lubrication 95/8890-
5	1	472 9901-21	••Repair kit	••Kit reconditionnement	1,2	82/491-83/690
	1	472 9901-22	••Repair kit	••Kit reconditionnement	1	83/691-
6	1		•••O-ring	•••Joint torique		
7	1		•••Bracket	•••Pièce de retenue		
8	1		•••V-ring	•••Anneau en forme de V		
9	1		•••V-ring	•••Anneau en forme de V		
10	1		•••	•••		
11	1		•••O-ring	•••Joint torique		-83/740
12	1		•••Bearing	•••Coussinet		
13	1		•••Ring	•••Anneau		
14	1	472 6729-01	•••Seal	•••Joint		
15	1		•••Ball bearing	•••Roulement à billes		82/491-83/690
	1		•••Ball bearing	•••Roulement à billes		83/691-
16	1		•••V-ring	•••Anneau en forme de V		
17	1	471 8311-00	••Screw	••Vis	3	M6SFTT 5X16
18	1	472 6542-01	••Plate	••Plaque	3	-88/3962
	1	472 6542-02	••Plate	••Plaque	3	88/3963-
19	1	472 6532-01	••Cover	••Couvercle	1	
20	8	471 8320-01	••Screw	••Vis	3	M6X12
20A	20	471 8320-05	••Screw	••Vis	3	M6X20
21	1	472 6537-01	••End piece	••Pignon	3	Rear -88/3962
	1	472 6537-02	••End piece	••Pignon	3	Rear 88/3963-
22	1	472 6529-07	••Bearing housing	••Logement de palier	3	82/491-83/690
	1	472 6529-06	••Bearing housing	••Logement de palier	3	83/691-91/6193
	1	472 6529-06	••Bearing housing	••Logement de palier	3	91/6194-
23	16	725 2540-51	••Screw	••Vis	3	M12X40
24	16	734 1178-01	••Washer	••Rondelle	3	BRB 13X24
25	1	472 6587-04	••Ring	••Anneau	3	83/491-83/690
26	1	735 3154-40	••C-clamp	••Presse à main	3	
27	1	472 6547-01	••Cover washer	••Rondelle protection	3	83/691-
28	1	735 3173-10	••C-clamp	••Presse à main	3	SGH130
29	1	472 6429-01	••Pulley	••Poulie	1	
30	1	471 8551-03	••Sleeve	••Manchon	1	Complete
31	1	735 3175-11	••C-clamp	••Presse à main	3	SGH140 82/491-83/690
32	1	472 6566-01	••Flange	••Bride	1	
33	24	724 2459-51	••Screw	••Vis	3	M8X40
34	24	734 1164-01	••Washer	••Rondelle	3	8,4X17
35	24	732 2118-01	••Locking nut	••Contre-écrou	3	M8
36	1	438 4174-01	••Bracket	••Support de montage	1	Left -95/8889
	1	438 4175-01	••Bracket	••Support de montage	1	Left 95/8890-
37	1	438 4174-02	••Bracket	••Support de montage	1	Right -95/8889
	1	437 4174-02	••	••	1	Right 95/8890-
38	8	725 2491-51	••Screw	••Vis	3	M10X20 -83/540
39	2	472 6564-01	••Bracket	••Support de montage	3	-83/540
40	2	725 2493-51	••Screw	••Vis	3	M10X25 -83/540
41	3	732 2120-01	••Locking nut	••Contre-écrou	3	M10 -83/540
42	1	472 6559-01	••Bracket	••Support de montage	3	
43	2	734 1173-01	••Washer	••Rondelle	3	BRB 10,5X21



Issue	Month	Year
03	11	98



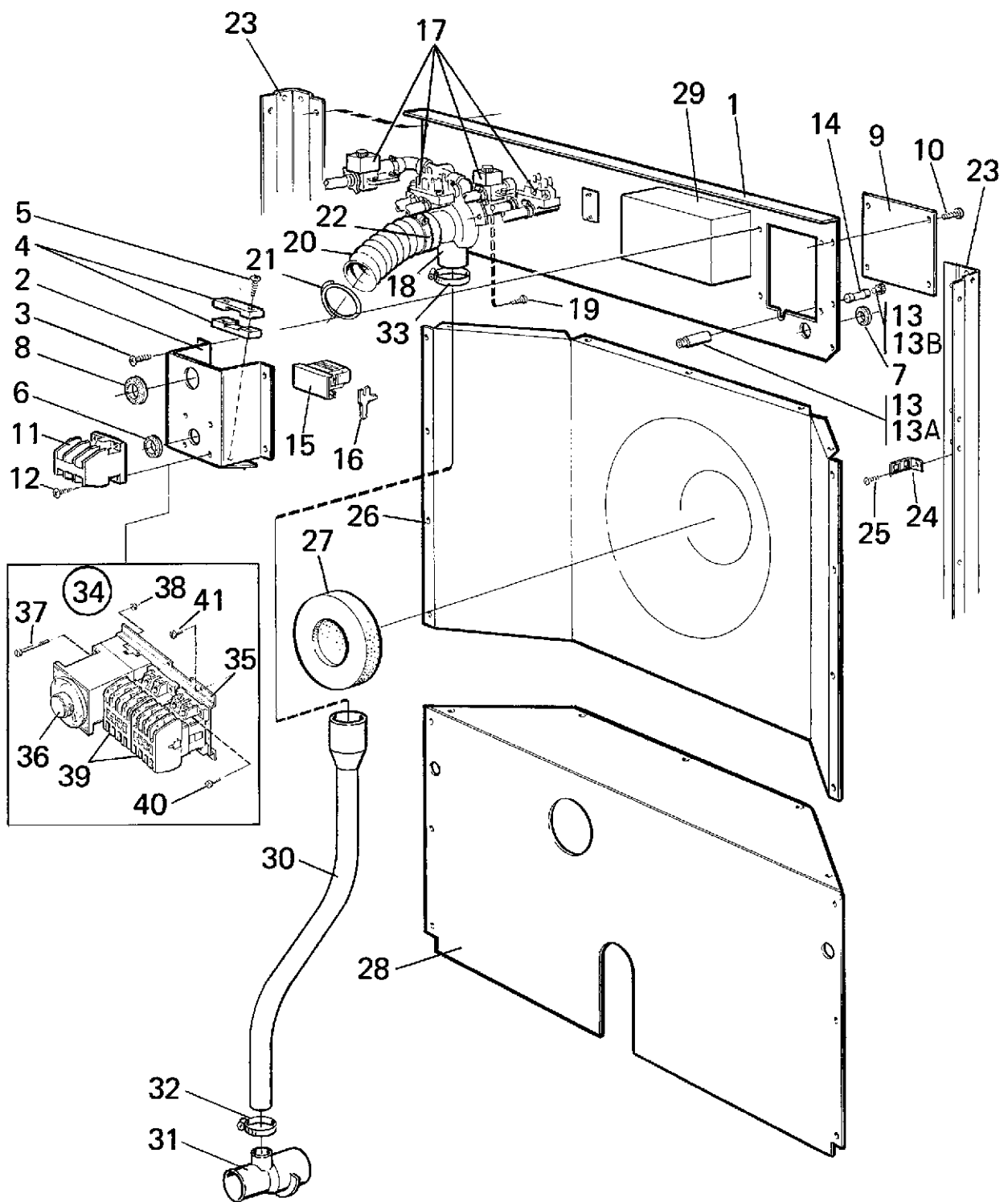
**EX-22 HI-TEK 82/491-,EX-22 82/491-**

**Back plate with inner drum**

**Pignon arrière avec tambour intérieur**

Illustration Issue Month Year  
Schéma Issue Month Year  
**100987 11 4 2002**

Item Article	Qua. Qua.	Art.No Réf. article	Description	Description	Info Info	Notes Remarques
44	1	472 6543-01	••Bushing	••Douille	3	EI/DS
45	1	740 4822-03	••O-ring	••Joint torique	1	EI/DS
46	1	741 1115-20	••Nut	••Écrou	3	EI/DS
47	1	471 8628-51	••Angle	••Coude	3	83/541-
48	RQ	471 8519-10	Spacer washer	Rondelle écartement	3	MAX.3ST
49			V-belt	Courroie trapézoïdale	1,2	See Motor bracket and motor
50	8	732 2120-01	Locking nut	Contre-écrou	3	M10 83/541-
51	1	740 4811-03	O-ring	Joint torique	1	EI/DS
52	1	471 8651-02	Plug	Fiche	1	EI/DS
57	1	471 8320-51	Screw	Vis	3	91/6194-
58	1	438 4248-01	Bracket	Pièce de retenue	3	91/6194-
59	1	471 8276-02	Pump	Pompe	1,2	91/6194-96/9230
	1	471 8276-02	Pump	Pompe	1,2	96/9231-
60	1	471 8602-02	Nipple	Raccord	3	1/4"-1/8" 91/6194-
61	1	740 4209-00	O-ring	Joint torique	3	91/6194-
62	1	471 8139-07	Hose	Flexible	3	L=550 91/6194-
63	2	471 8688-03	Nipple	Raccord	3	1/8" 91/6194-
64	1	438 0363-01	Bracket	Pièce de retenue	3	
65	1	471 8985-01	Sensor	Capteur	1,2	
66	1	438 4362-01	Bracket	Pupitre	3	
67	1	725 8985-01	Screw	Vis	3	



Issue	Month	Year
01	05	88

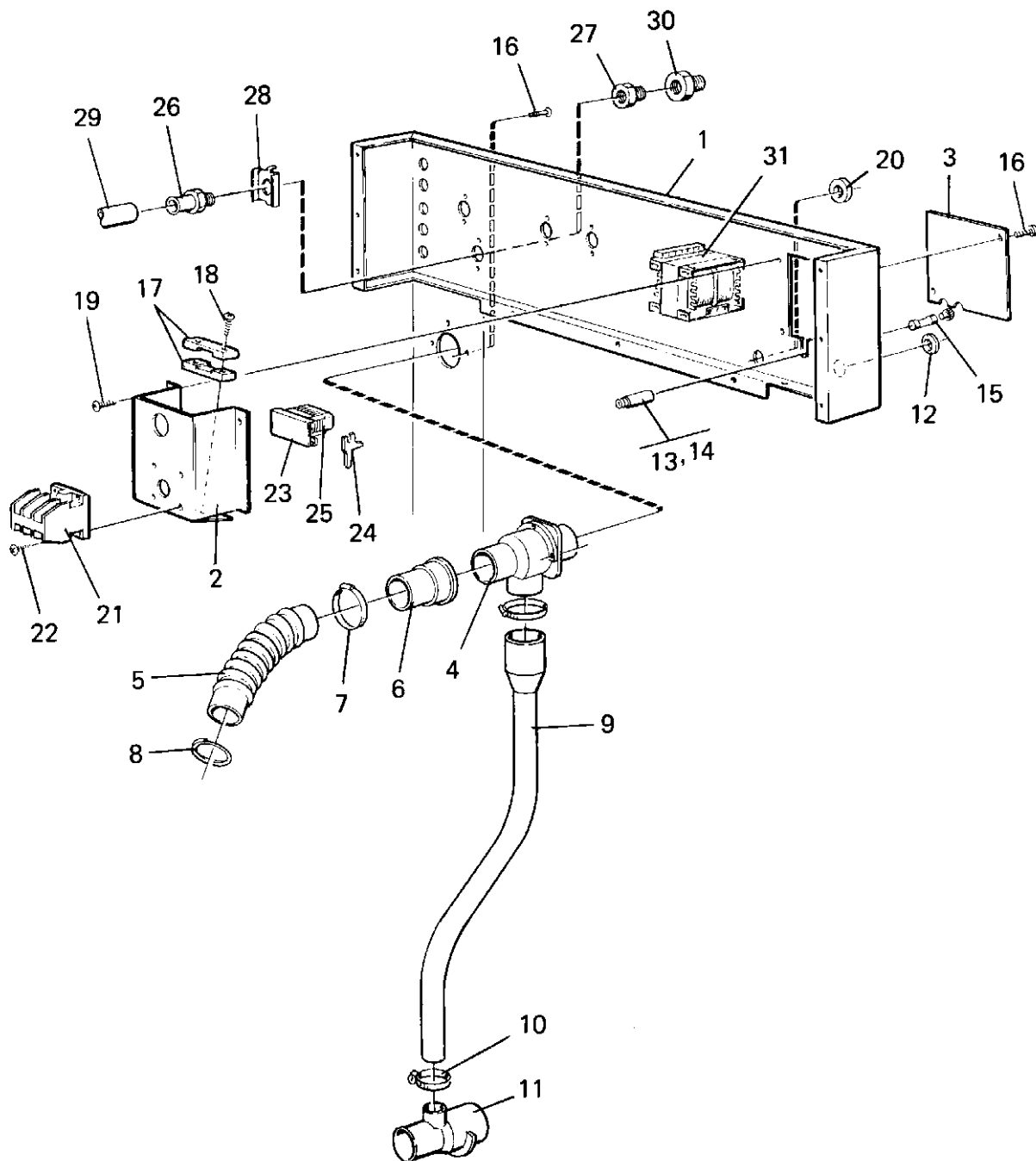
**EX-22 HI-TEK -91/5874,EX-22 -91/5874**

**Rear panel with components**

Illustration Issue Month Year  
Schéma Issue Month Year  
**100413 4 4 1994**

**Panneau arrière avec éléments**

Item Article	Qua. Qua.	Art.No Réf. article	Description	Description	Info Info	Notes Remarques
1	1	472 6442-01	Brace bracket	Support de montant	3	
2	1	471 4529-02	•Cover	•Couvercle	3	
3	2	729 5342-01	•Screw	•Vis	3	
4	2	471 9006-61	•Cable clamp	•Fixation câbles	3	
5	2	724 1303-01	•Screw	•Vis	3	M4X40
6	1	762 1182-10	Grommet	Oeillet	3	Ø22,2MM
7	1	762 1191-10	Grommet	Oeillet	3	
8	1	762 1209-10	Grommet	Oeillet	3	
9	1	471 2410-22	Cover	Couvercle	3	
10	4	729 5342-01	Screw	Vis	3	
11	1	472 9902-77	Contacteur	Relais	1,2	60Hz El.
	1	767 5151-00	Contacteur 60Hz	Relais,60Hz	1,2	208-230V 60Hz DS
12	2	724 1289-01	Screw	Vis	3	M4X10
13						Not used
13A	1	762 8801-21	Fuse holder	Porte-fusible	1,2	
13B	1	762 8802-21	Fuse holder	Porte-fusible	1,2	6,3X32MM
14	1	471 9027-85	Fuse	Porte-fusible	1,2	60Hz
15	1	762 7111-10	Terminal connection	Bloc de connexion	1	3 Phase
	1	762 7113-10	Terminal connection	Bloc de connexion	1	0,5-6MM <sup>2</sup> ,4-POLE
	1	762 7111-10	Terminal connection	Bloc de connexion	1	3 Phase
	1	762 7113-10	Terminal connection	Bloc de connexion	1	0,5-6MM <sup>2</sup> ,4-POLE
	1	762 7117-10	Terminal connection	Bloc de connexion	1	380V 2,5-10MM <sup>2</sup> ,3-POLE
	1	762 7119-10	Terminal connection	Bloc de connexion	1	3NAC 2,5-10MM <sup>2</sup> ,4-POLE
16	1	762 7105-80	Ground connection	Connexion à la masse	1	
17	1		Connection	Connexion		See illustr. 100241, 100427
18	1	472 6014-00	Connection	Flexible caoutchouc	3	
19	3	729 5342-01	Screw	Vis	3	
20	1	472 6025-00	Hose	Flexible	1,2	
21	1	472 6024-00	Ring	Anneau	3	
22	1	736 2837-51	Hose clamp	Attache flexible	3	Ø48-54
23	2	472 6435-01	Pillar	Montant	3	White
24						Not used
25						Not used
26	1	472 6454-01	Cover	Couvercle	3	
27						Not used
28	1	472 6446-01	Plate	Plaque	3	El/DS
	1	471 4984-01	Plate	Plaque	3	Gas
29	1	471 9550-10	Transformer	Transformateur	1	
30	1	472 6462-01	Hose	Flexible	1	
31	1	471 4521-01	Connection	Flexible caoutchouc	3	
32	1	736 2831-51	Hose clamp	Attache flexible	3	Ø36-42
33	1	736 2840-51	Hose clamp	Attache flexible	3	Ø50-63
34						Not used
35						Not used
36						Not used
37						Not used
38						Not used
39						Not used
40						Not used
41						Not used



101174

Issue	Month	Year
01	03	94

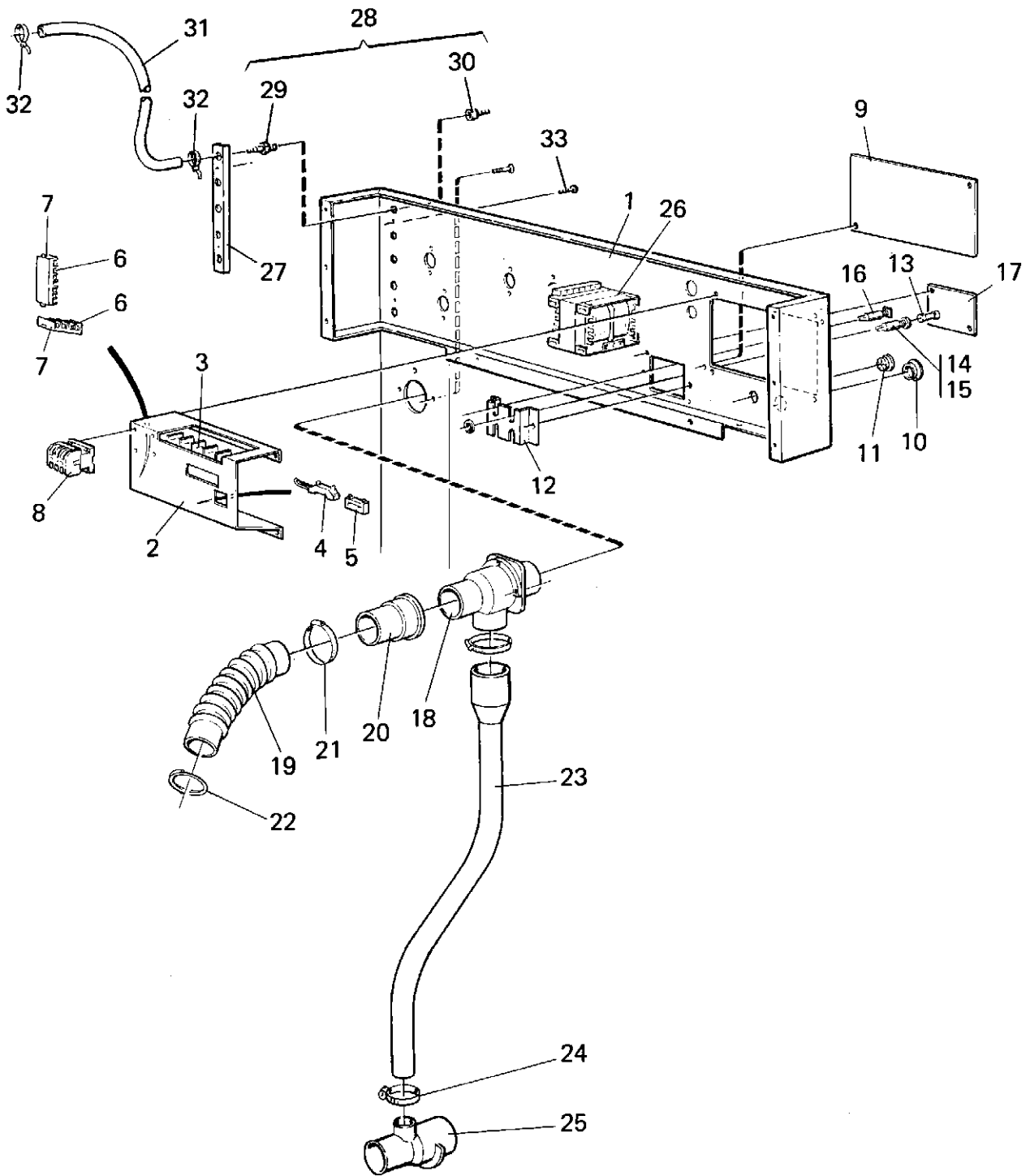
**EX-22 HI-TEK 91/5875-94/7573,EX-22FC,EX-22 91/5875-94/7573**

**Rear panel with components**

Illustration Issue Month Year  
Schéma Issue Month Year  
**101174 4 3 1996**

**Panneau arrière avec éléments**

Item Article	Qua. Qua.	Art.No Réf. article	Description	Description	Info Info	Notes Remarques
1	1	472 9158-01	Brace bracket	Support de montant	3	White
2	1	471 4529-05	Cover	Couvercle	3	
3	1	472 9186-01	Cover	Couvercle	3	
4	1	472 6014-00	Connection	Flexible caoutchouc	3	
5	1	472 6025-00	Hose	Flexible	1	
6	1	472 6561-01	Connection	Flexible caoutchouc	3	
7	1	736 2831-51	Hose clamp	Attache flexible	3	Ø36-42
8	1	472 6024-00	Ring	Anneau	3	
9	1	438 4133-01	Hose	Flexible	1	
10	1	736 2831-51	Hose clamp	Attache flexible	3	Ø36-42
11	1	471 4521-01	Connection	Flexible caoutchouc	3	
12	1	762 1182-10	Grommet	Oeillet	3	Ø22,2MM
13	1	471 8756-01	Fuse holder	Porte-fusible	1,2	5X20 MM
14	1	471 8756-52	Insert	Insertion	1,2	6,3X32MM,60Hz
15	1	471 9027-85	Fuse	Porte-fusible	1,2	60Hz USA
16	5	471 8340-23	Screw	Vis	3	RTS 4,2X13
17	2	471 9006-61	Cable clamp	Fixation câbles	3	
18	2	471 8341-19	Screw	Vis	3	M4X40
19	2	471 8342-13	Screw	Vis	3	MRT-TT 4X10
20	1	471 7961-04	Plug	Fiche	3	
21	1	472 9902-77	Contacteur	Relais	1,2	60Hz EI.
	1	767 5151-00	Contacteur 60Hz	Relais,60Hz	1,2	208-230V 60Hz DS
22	2	471 8341-13	Screw	Vis	3	MRT 4X10
23	1	762 7111-10	Terminal connection	Bloc de connexion	1	3 Phase
	1	762 7113-10	Terminal connection	Bloc de connexion	1	0,5-6MM <sup>2</sup> ,4-POLE
	1	762 7117-10	Terminal connection	Bloc de connexion	1	380V 2,5-10MM <sup>2</sup> ,3-POLE
	1	762 7119-10	Terminal connection	Bloc de connexion	1	3NAC 2,5-10MM <sup>2</sup> ,4-POLE
24	1	762 7105-80	Ground connection	Connexion à la masse	1	
25	1	762 7146-90	End support	Support	1	
26	1	471 8623-01	Connection	Embrayage	3	1/2"
27	1	741 4114-20	Bushing	Douille	3	R 3/4"/1/2"
28	1	471 2937-02	Bracket	Support	3	
29	RQ	877 5252-01	Hose	Flexible	1,2	PER 1M
30	1	471 2094-85	Nipple	Raccord	3	R 3/4-NH
31	1	471 9550-14	Transformer	Transformateur	1	200V
32	1	471 9202-33	Solenoid valve	Électrovanne	1,2	60Hz See group US8140
33	2	471 8690-22	Connection	Connexion	3	
34	1	471 8690-32	Connection	Embrayage	3	
35	1	741 4102-20	Bushing	Douille	3	
36	2	471 8342-13	Screw	Vis	3	MRT-TT 4X10
37	1	471 2456-71	Pipe	Tube	3	



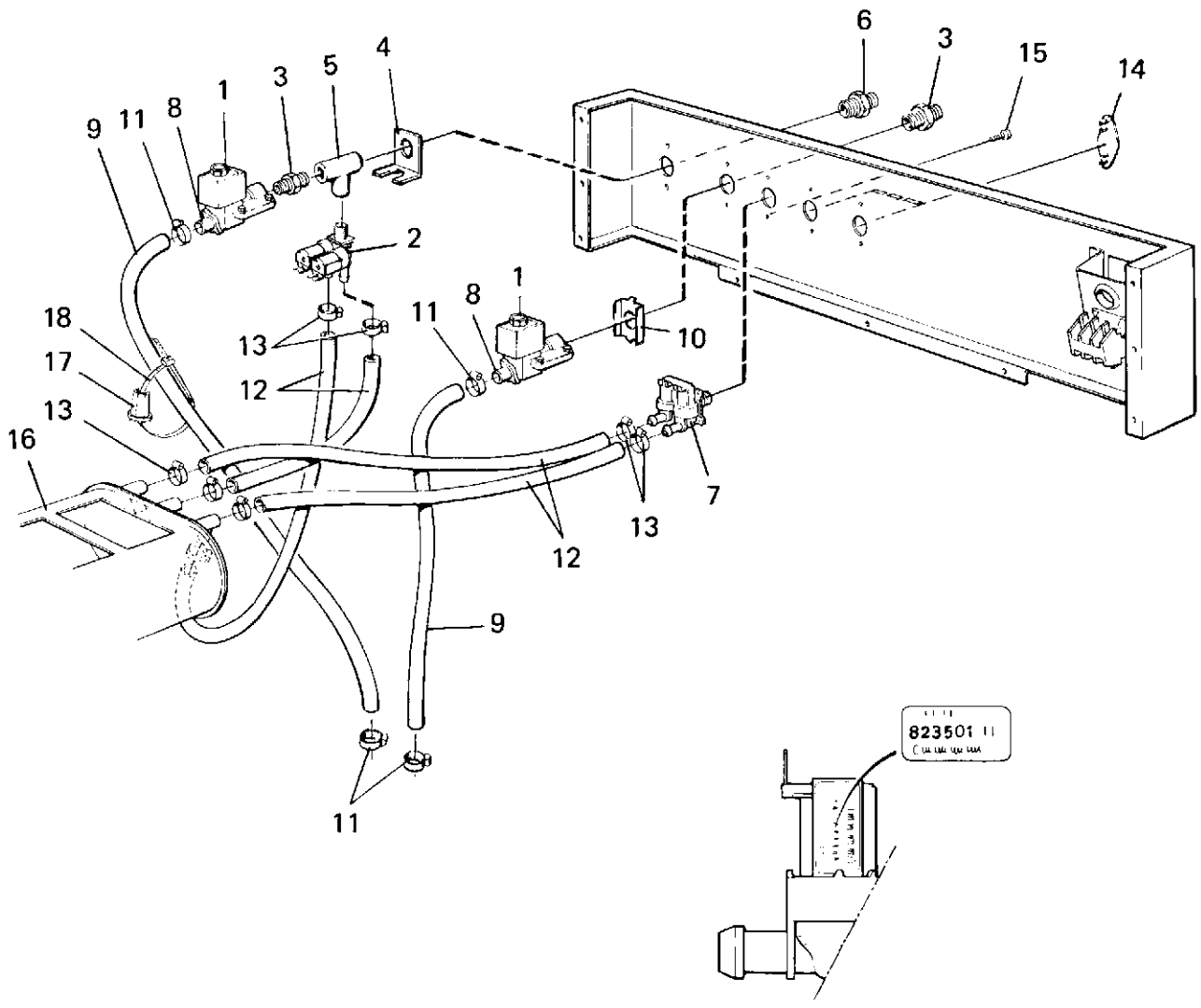
**EX-22 HI-TEK 94/7574-,EX-22FC,EX-22 94/7574-**

**Rear panel with components**

Illustration Issue Month Year  
Schéma Issue Month Year  
**101168 1 3 1996**

**Panneau arrière avec éléments**

Item Article	Qua. Qua.	Art.No Réf. article	Description	Description	Info Info	Notes Remarques
1	1	438 4341-01	Brace bracket	Support de montant	3	White
2	1	438 4243-01	Mounting plate	Plaque de montage	3	
3	1	471 8759-01	Block	Cale	3	
	1	471 8762-01	Block	Cale	3	3N AC
	1	471 8762-02	Block	Cale	3	3AC
4	1	471 7865-03	Cable clip	Pièce fixation câbles	3	
5	2	471 9006-61	Cable clamp	Fixation câbles	3	
6	10	471 8760-01	Block	Cale	3	
7	2	471 8760-02	End support	Support	3	
8	1	767 5104-12	Contacteur	Relais	1,2	
9	1	438 4244-01	Cover	Couvercle	3	
10	1	762 1191-10	Grommet	Oeillet	3	DS,HW
	1	762 1209-10	Grommet	Oeillet	3	EL,DS,HW
11	1	471 7967-01	Bushing	Douille	3	
12	1	438 0355-02	Mounting plate	Plaque de montage	3	
13	2	471 8750-11	Fuse	Porte-fusible	1,2	1,25A
	2	471 9027-85	Fuse	Porte-fusible	1,2	60Hz
14	2	471 8756-01	Fuse holder	Porte-fusible	1,2	5X20 MM
15	2	471 8756-51	Insert	Insertion	1,2	5X20MM
	2	471 8756-52	Insert	Insertion	1,2	6,3X32MM,60Hz
16	2	471 8778-01	Circuit breaker	Fusible	1,2	6A
17	1	438 0358-02	Cover	Couvercle	3	
18	1	472 6014-00	Connection	Flexible caoutchouc	3	
19	1	472 6025-00	Hose	Flexible	1	
20	1	472 6561-01	Connection	Flexible caoutchouc	3	
21	1	736 2831-51	Hose clamp	Attache flexible	3	Ø36-42
22	1	472 6024-00	Ring	Anneau	3	
23	1	438 4133-01	Hose	Flexible	1	
24	1	736 2831-51	Hose clamp	Attache flexible	3	Ø36-42
25	1	471 4521-01	Connection	Flexible caoutchouc	3	
26	1	471 9550-14	Transformer	Transformateur	1	200V
27	1	438 4265-01	Bracket	Support	3	
28	5	471 8682-05	Hose nipple	Mamelon de flexible	1	
29	5	471 8682-02	•Hose nipple	•Mamelon de flexible	1	
30	5	471 8682-03	•Hose nipple	•Mamelon de flexible	1	
31	RQ	471 8144-01	Hose	Flexible	3	PER 1M
32	10	471 7873-01	Cable tie	Collier de serrage	3	
33	2	471 8340-13	Screw	Vis	3	RTS 3,5X13





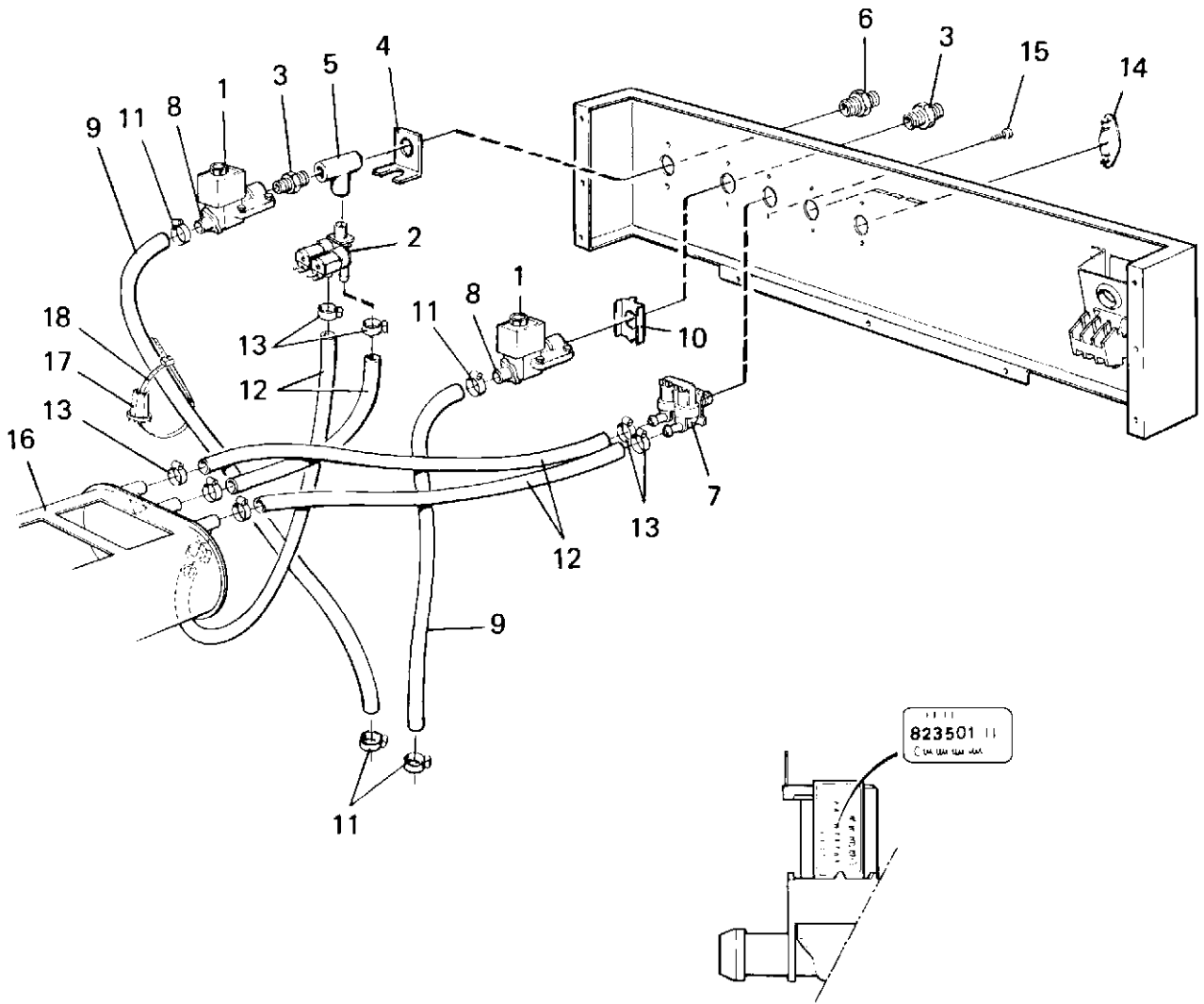
**EX-22 -91/5874**

**Connection for cold and hot water**

**Raccords eau chaude et eau froide**

Illustration Issue Month Year  
Schéma Issue Month Year  
**102180/1 1 5 2002**

Item Article	Qua. Qua.	Art.No Réf. article	Description	Description	Info Info	Notes Remarques
1	2	471 8210-63	Valve	Soupape	1,2	60Hz
2	1	471 8235-13	Valve	Soupape	1,2	208-240V 60Hz 2-way
3	2	471 8622-01	Nipple	Raccord	3	1/2"-3/4" 50Hz
4	1	471 2938-01	Cover	Couvercle	3	
5	1	742 5115-20	T-pipe	Tube en T	3	
6	1	741 3115-21	Nipple	Raccord	3	50Hz
7	1	471 8235-04	Valve	Soupape	1,2	EPDM 208-240V 60Hz 2-way
8	2	471 8623-01	Connection	Embrayage	3	1/2"
9	RQ	877 5252-01	Hose	Flexible	1,2	PER 1 M
10	1	471 2937-01	Bracket	Support	3	
11	4	736 2825-51	Hose clamp	Attache flexible	3	Ø32
12	RQ	877 5211-08	Hose	Flexible	1,2	Per 1 m PER 1 M
13	8	736 2816-51	Hose clamp	Attache flexible	3	Ø13-19
14	1	471 2437-72	Cover plate	Plaque recouvrement	3	RXS 4,2X13
15	3	724 1285-01	Screw	Vis	3	M4X6
16	1	472 6001-56	Detergent container	Compartiment à savon	1,2	
17	1	471 4792-01	Tool	Outil	1,2	
18	1	762 9105-05	Cable strap	Serre-câble	3	



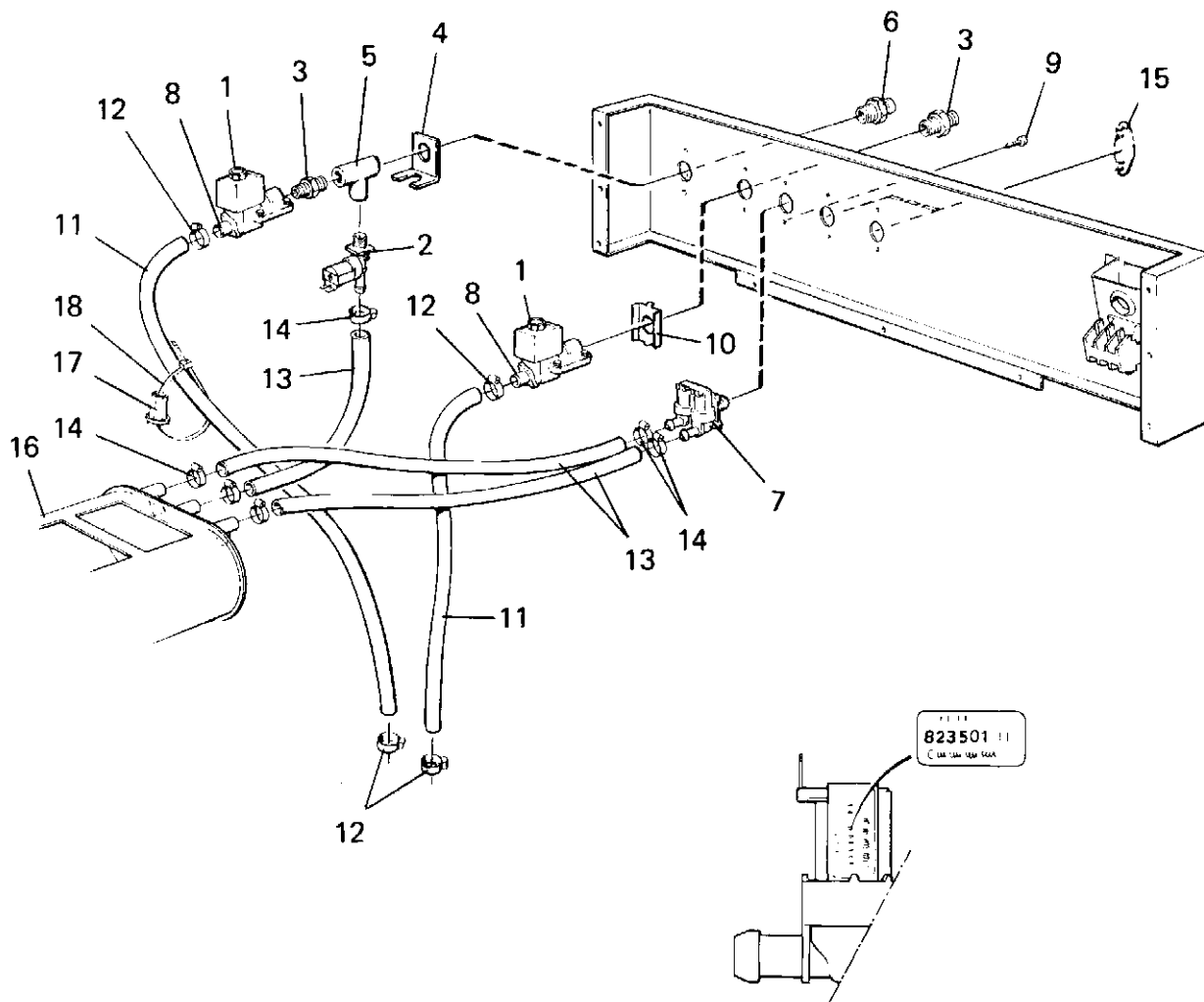
**EX-22 HI-TEK**

**Connection for cold and hot water**

**Raccords eau chaude et eau froide**

Illustration Issue Month Year  
Schéma Issue Month Year  
**100427 5 10 1995**

Item Article	Qua. Qua.	Art.No Réf. article	Description	Description	Info Info	Notes Remarques
<b>1</b>	2	<b>471 8210-63</b>	Valve	Soupape	1,2	60Hz See group US8125
<b>2</b>	1	<b>471 8235-13</b>	Valve	Soupape	1,2	208-240V 60Hz 2-way See group US8111
<b>3</b>	2	<b>471 8622-01</b>	Nipple	Raccord	3	1/2"-3/4" 50Hz
<b>4</b>	1	<b>471 2938-01</b>	Cover	Couvercle	3	
<b>5</b>	1	<b>742 5115-20</b>	T-pipe	Tube en T	3	
<b>6</b>	1	<b>741 3115-21</b>	Nipple	Raccord	3	50Hz
<b>7</b>	1	<b>471 8235-04</b>	Valve	Soupape	1,2	EPDM 208-240V 60Hz 2-way See group US8111
<b>8</b>	2	<b>471 8623-01</b>	Connection	Embrayage	3	1/2"
<b>9</b>	RQ	<b>877 5252-01</b>	Hose	Flexible	1,2	PER 1 M
<b>10</b>	1	<b>471 2937-01</b>	Bracket	Support	3	
<b>11</b>	4	<b>736 2825-51</b>	Hose clamp	Attache flexible	3	Ø32
<b>12</b>	RQ	<b>877 5211-08</b>	Hose	Flexible	1,2	Per 1 m PER 1 M
<b>13</b>	8	<b>736 2816-51</b>	Hose clamp	Attache flexible	3	Ø13-19
<b>14</b>	1	<b>471 2437-72</b>	Cover plate	Plaque recouvrement	3	RXS 4,2X13
<b>15</b>	3	<b>724 1285-01</b>	Screw	Vis	3	M4X6
<b>16</b>	1	<b>472 6001-56</b>	Detergent container	Compartiment à savon	1,2	See group US8802
<b>17</b>	1	<b>471 4792-01</b>	Tool	Outil	1,2	
<b>18</b>	1	<b>762 9105-05</b>	Cable strap	Serre-câble	3	



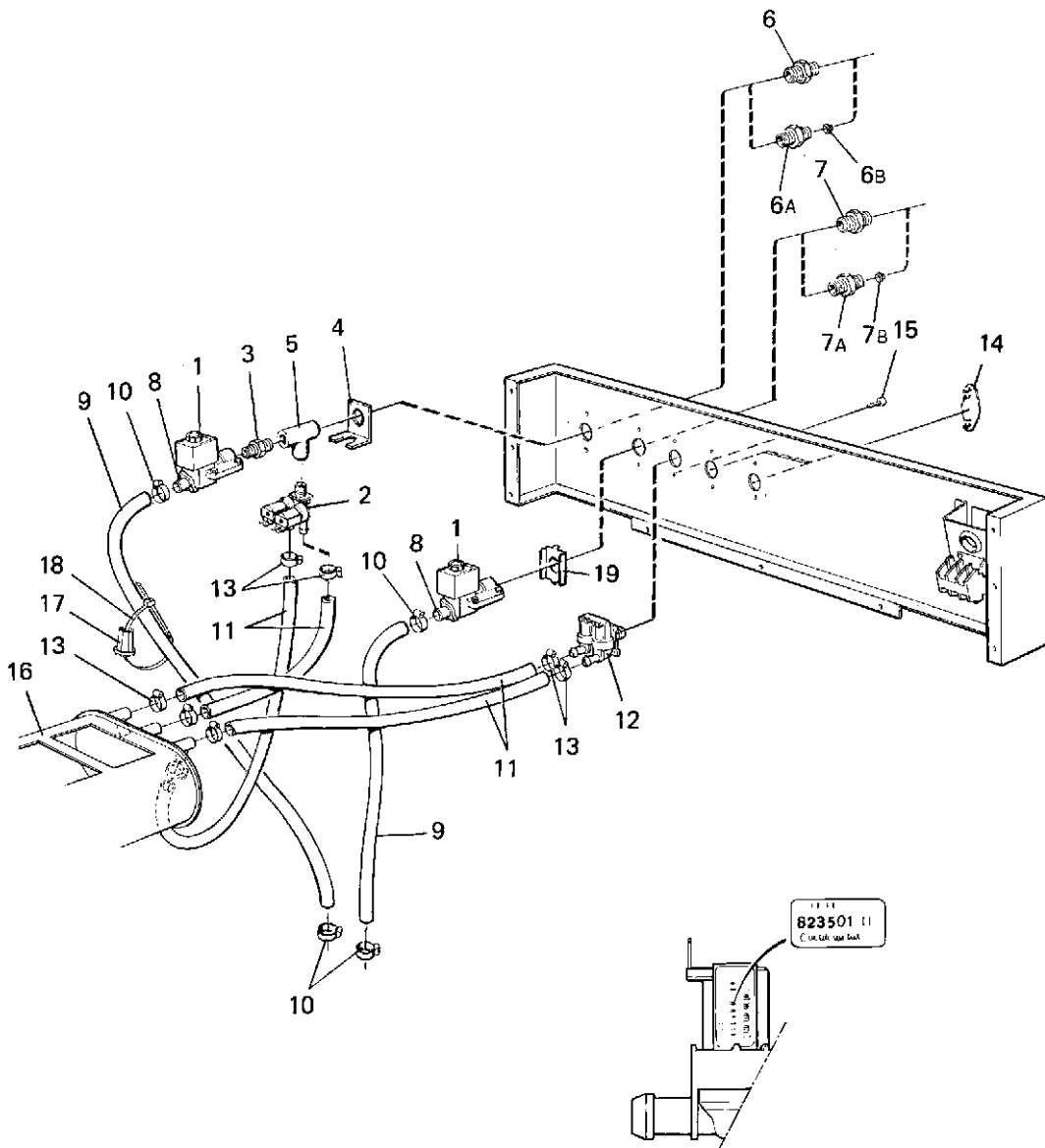
**EX-22 HI-TEK -91/5874**

**MP machines with connection for cold water**

**Machines MP avec raccord pour eau froide**

Illustration	Issue	Month	Year
Schéma	Issue	Month	Year
<b>100241</b>	<b>5</b>	<b>9</b>	<b>1997</b>

Item Article	Qua. Qua.	Art.No Réf. article	Description	Description	Info Info	Notes Remarques
<b>1</b>	2	<b>471 8210-63</b>	Valve	Soupape	1,2	60Hz See group US8125
<b>2</b>	1	<b>471 8234-04</b>	Valve	Soupape	1,2	208-240V 60Hz 1-way See group US8110
<b>3</b>	2	<b>471 8622-01</b>	Nipple	Raccord	3	1/2"-3/4" 50Hz
<b>4</b>	1	<b>471 2938-01</b>	Cover	Couvercle	3	
<b>5</b>	1	<b>742 5115-20</b>	T-pipe	Tube en T	3	
<b>6</b>	1	<b>471 8622-05</b>	Nipple	Raccord	3	3/4"
<b>7</b>	1	<b>471 8235-04</b>	Valve	Soupape	1,2	EPDM 208-240V 60Hz 2-way See group US8111
<b>8</b>	2	<b>471 8623-01</b>	Connection	Embrayage	3	1/2"
<b>9</b>	2	<b>724 1285-01</b>	Screw	Vis	3	M4X6
<b>10</b>	1	<b>471 2937-01</b>	Bracket	Support	3	
<b>11</b>	RQ	<b>877 5252-01</b>	Hose	Flexible	1,2	PER 1M
<b>12</b>	4	<b>736 2825-51</b>	Hose clamp	Attache flexible	3	Ø32
<b>13</b>	RQ	<b>877 5211-08</b>	Hose	Flexible	1,2	Per 1 m PER 1 M
<b>14</b>	6	<b>736 2816-51</b>	Hose clamp	Attache flexible	3	Ø13-19
<b>15</b>	1	<b>472 6761-01</b>	Cover washer	Rondelle protection	3	
<b>16</b>	1		Detergent container	Compartiment à savon	1,2	See group US8802
<b>17</b>	1	<b>471 4792-01</b>	Tool	Outil	1,2	
<b>18</b>	1	<b>762 9105-05</b>	Cable strap	Serre-câble	3	



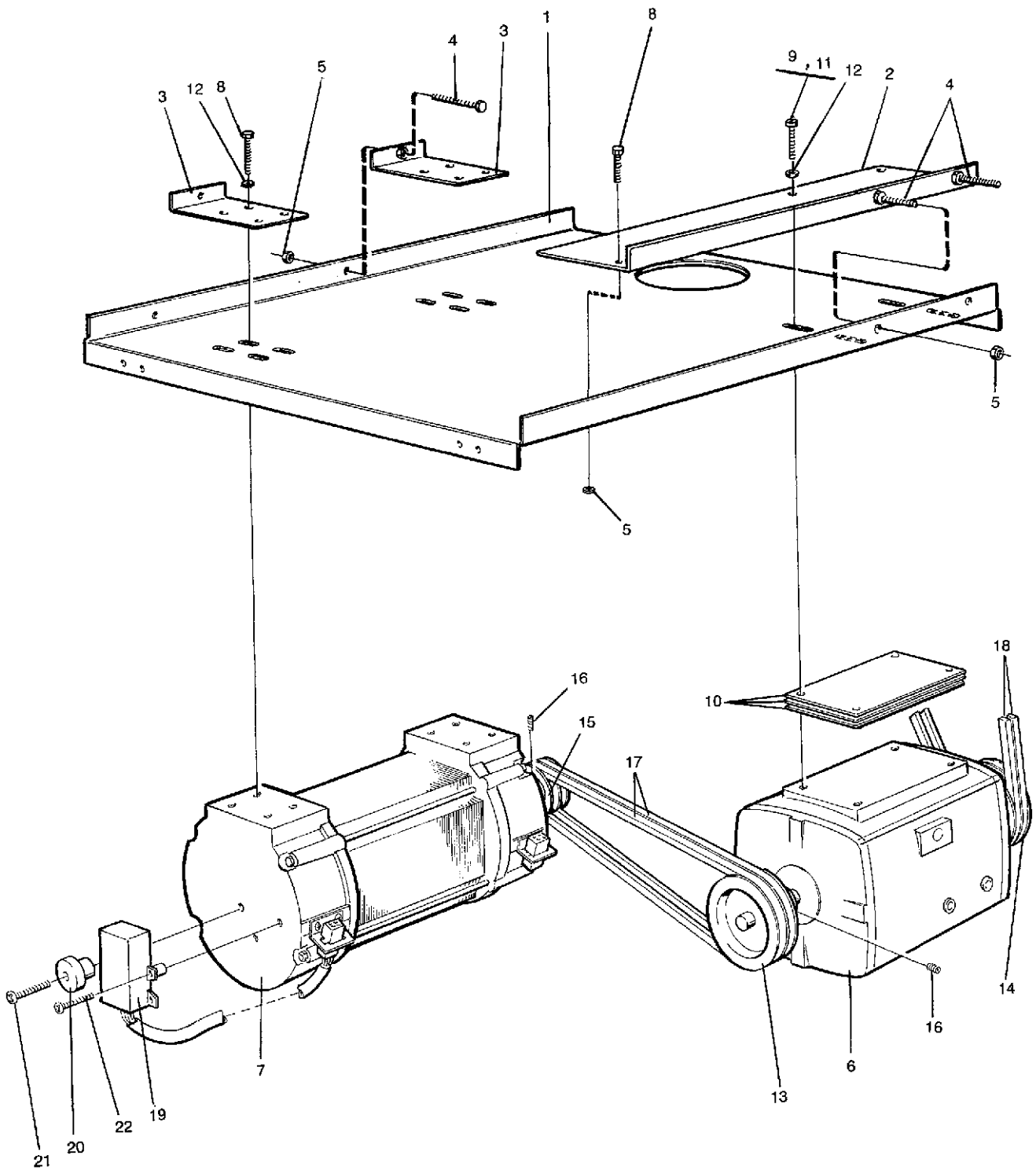
**EX-22 HI-TEK 91/5875-,EX-22FC,EX-22 91/5875-**

**Connection for cold and hot water**

**Raccords eau chaude et eau froide**

Illustration Issue Month Year  
Schéma Issue Month Year  
**100929 6 9 1997**

Item Article	Qua. Qua.	Art.No Réf. article	Description	Description	Info Info	Notes Remarques
<b>1</b>	2	<b>471 8210-63</b>	Valve	Soupape	1,2	60Hz See group US8125
	2	<b>471 8210-02</b>	Valve	Soupape	1,2	1/2" 220-240V 50Hz
<b>2</b>	1	<b>471 8235-13</b>	Valve	Soupape	1,2	208-240V 60Hz 2-way See group US8111
<b>3</b>	1	<b>471 8622-01</b>	Nipple	Raccord	3	1/2"-3/4" 50Hz
<b>4</b>	1	<b>471 2938-01</b>	Cover	Couvercle		
<b>5</b>	1	<b>742 5115-20</b>	T-pipe	Tube en T	3	
<b>6</b>	1	<b>471 8622-05</b>	Nipple	Raccord	3	3/4" -97/9852
<b>6A</b>	1	<b>471 8693-04</b>	Nipple	Raccord	3	3/4"-3/4" 97/9853-
<b>6B</b>	1	<b>471 8693-21</b>	•Filter	•Filtre	1	97/9853-
<b>7</b>	1	<b>471 8622-02</b>	Nipple	Raccord	3	1/2"-3/4" 60Hz -97/9852
<b>7A</b>	1	<b>471 8693-02</b>	Nipple	Raccord	3	1/2"-3/4" 97/9853-
<b>7B</b>	1	<b>471 8693-21</b>	•Filter	•Filtre	1	97/9853-
<b>8</b>	2	<b>471 8623-01</b>	Connection	Embrayage	3	1/2"
<b>9</b>	RQ	<b>877 5252-01</b>	Hose	Flexible	1,2	PER 1 M
<b>10</b>	4	<b>736 2825-51</b>	Hose clamp	Attache flexible	3	Ø32
<b>11</b>	RQ	<b>877 5211-08</b>	Hose	Flexible	1,2	Per 1 m PER 1 M
<b>12</b>	1	<b>471 8235-04</b>	Valve	Soupape	1,2	EPDM 208-240V 60Hz 2-way See group US8111
<b>13</b>	8	<b>736 2816-51</b>	Hose clamp	Attache flexible	3	Ø13-19
<b>14</b>	1	<b>472 6761-01</b>	Cover washer	Rondelle protection	3	
<b>15</b>	3	<b>471 8341-11</b>	Screw	Vis	3	MRT 4X6
<b>16</b>	1	<b>472 6001-63</b>	Detergent container	Compartment à savon	1,2	See group US8804
<b>17</b>	1	<b>471 4792-01</b>	Tool	Outil	3	
<b>18</b>	1	<b>762 9105-05</b>	Cable strap	Serre-câble	3	
<b>19</b>	1	<b>471 2937-01</b>	Bracket	Support	3	





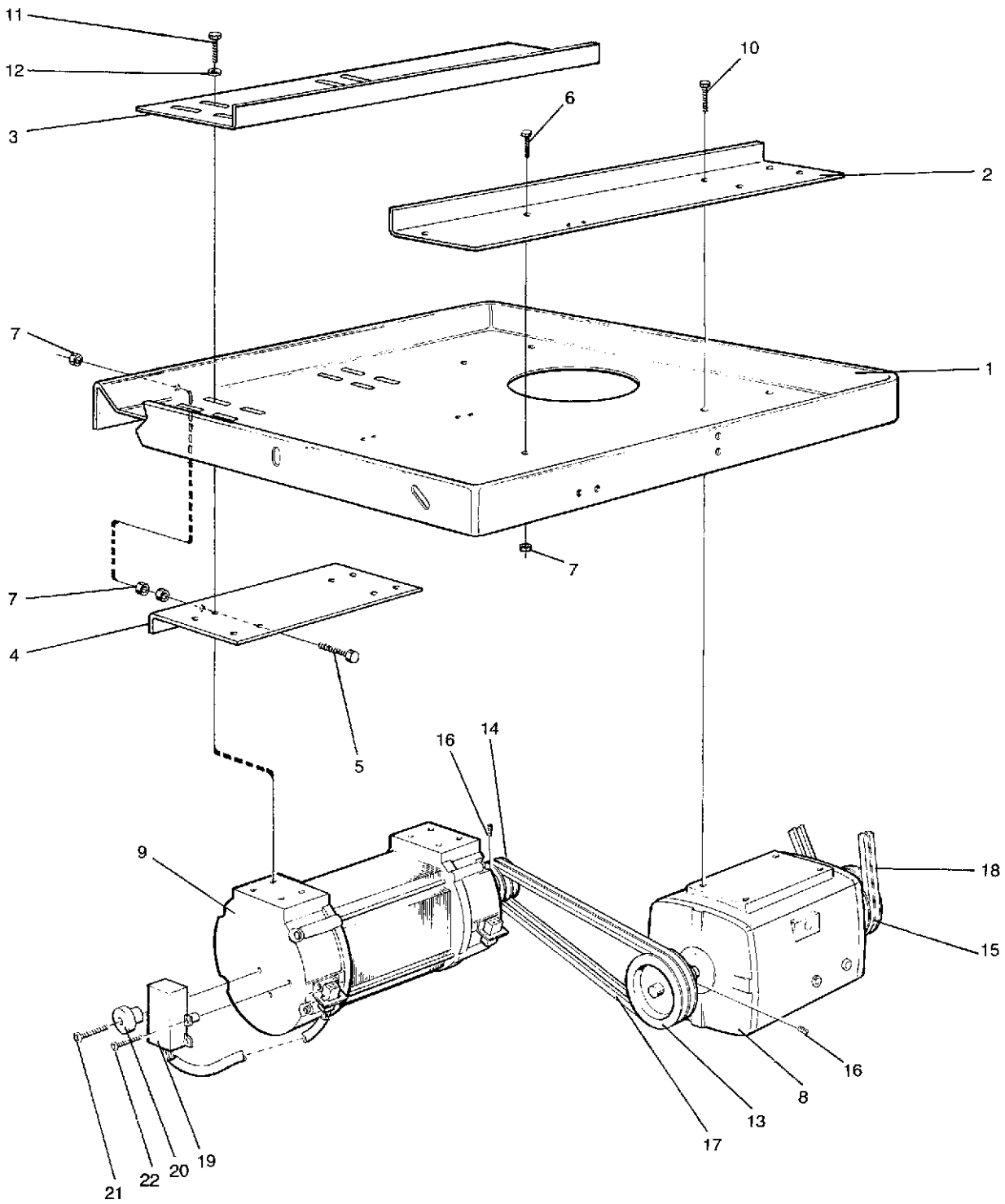
**EX-22 HI-TEK -82/490,EX-22 -82/490**

**Motor bracket and motors**

**Support-moteur et moteurs**

Illustration Issue Month Year  
Schéma Issue Month Year  
**100414 4 4 1994**

Item Article	Qua. Qua.	Art.No Réf. article	Description	Description	Info Info	Notes Remarques
<b>1</b>	1	<b>472 6418-01</b>	Motor mounting plate	Châssis montage moteur	3	
<b>2</b>	1	<b>472 6419-10</b>	Plate	Tableau	3	
<b>3</b>	2	<b>472 6461-01</b>	Plate	Tableau	3	
<b>4</b>	4	<b>471 8305-00</b>	Screw	Vis	3	M8X80
<b>5</b>	16	<b>732 2118-01</b>	Locking nut	Contre-écrou	3	M8
<b>6</b>	1	<b>471 9710-01</b>	Motor	Moteur	1,2	208-240V 3AC 60Hz
	1	<b>471 9710-02</b>	Motor	Moteur	1,2	220V 3AC 50Hz
	1	<b>471 9710-03</b>	Motor	Moteur	1,2	380-440V 3NAC 50Hz
	1	<b>471 9710-04</b>	Motor	Moteur	1,2	440-480V 3AC 60Hz
<b>7</b>	1	<b>471 9709-01</b>	Motor	Moteur	1,2	208-240V 3AC 60Hz
	1	<b>471 9709-02</b>	Motor	Moteur	1,2	220V 3AC 50Hz
	1	<b>471 9709-03</b>	Motor	Moteur	1,2	380-440V 3NAC 50Hz
	1	<b>471 9709-21</b>	Motor	Moteur	1,2	440-480V 3AC 60Hz
<b>8</b>	RQ	<b>725 2455-51</b>	Screw	Vis	3	M8X30
<b>9</b>	4	<b>471 9100-35</b>	Screw	Vis	3	50Hz
<b>10</b>	3	<b>472 6503-01</b>	Shim	Entretoise	3	60Hz
<b>11</b>	4	<b>471 9100-36</b>	Screw	Vis	3	M6S 10X40
<b>12</b>	8	<b>734 1173-01</b>	Washer	Rondelle	3	BRB 10,5X21
<b>13</b>	1	<b>472 6450-01</b>	Pulley	Poulie	1	50Hz D130
<b>14</b>	1	<b>472 6465-01</b>	Pulley	Poulie	1	60Hz
<b>15</b>	1	<b>472 6449-01</b>	Pulley	Poulie	1	Ø67
<b>16</b>	3	<b>728 8362-01</b>	Screw	Vis	3	SK6SS 6X8
<b>17</b>	2	<b>471 7701-04</b>	V-belt	Courroie trapézoïdale	1,2	
<b>18</b>	2	<b>471 7701-10</b>	V-belt	Courroie trapézoïdale	1,2	50Hz
<b>19</b>	1	<b>471 9578-11</b>	Speed control	Contrôle vitesse	1,2	
<b>20</b>	1	<b>471 9578-50</b>	Magnet	Aimant	1	
<b>21</b>	1	<b>725 2451-51</b>	Screw	Vis	3	M8X20
<b>22</b>	2	<b>724 1289-01</b>	Screw	Vis	3	M4X10



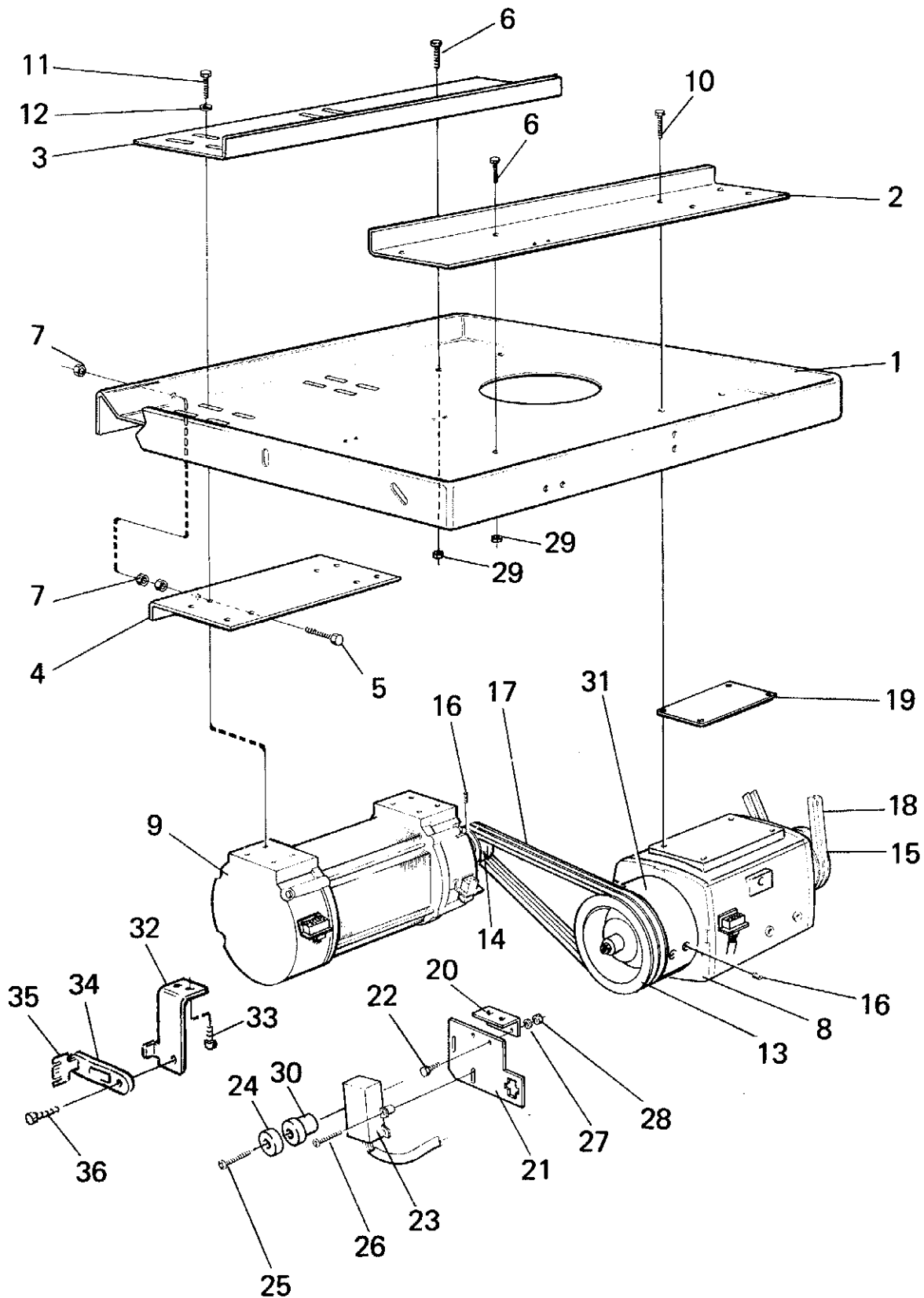
**EX-22 HI-TEK 82/491-85/1740,EX-22 82/491-85/1740**

**Motor bracket and motors**

**Support-moteur et moteurs**

Illustration Issue Month Year  
Schéma Issue Month Year  
**100415 5 12 1994**

Item Article	Qua. Qua.	Art.No Réf. article	Description	Description	Info Info	Notes Remarques
1	1	472 6548-01	Motor shelf	Berceau	3	
2	1	472 6553-01	Plate	Tableau	3	
3	1	472 6554-01	Plate	Tableau	3	
4	1	472 6551-01	Plate	Tableau	3	
5	2	471 8305-00	Screw	Vis	3	M8X80
6	4	725 2453-51	Screw	Vis	3	M8X25
7	10	732 2118-01	Locking nut	Contre-écrou	3	M8
8	1	471 9710-01	Motor	Moteur	1,2	208-240V 3AC 60Hz
	1	471 9710-02	Motor	Moteur	1,2	220V 3AC 50Hz
	1	471 9710-03	Motor	Moteur	1,2	380-440V 3NAC 50Hz
9	1	471 9709-01	Motor	Moteur	1,2	208-240V 3AC 60Hz
	1	471 9709-02	Motor	Moteur	1,2	220V 3AC 50Hz
	1	471 9709-03	Motor	Moteur	1,2	380-440V 3NAC 50Hz
10	4	725 2491-51	Screw	Vis	3	M10X20
11	8	725 2455-51	Screw	Vis	3	M8X30
12	8	471 9019-34	Washer	Rondelle	3	TBR SB 8,4X26
13	1	472 6450-01	Pulley	Poulie	1	50Hz D130
14	1	472 6449-01	Pulley	Poulie	1	Ø67
15	1	472 6450-01	Pulley	Poulie	1	50Hz
16	6	728 8362-01	Screw	Vis	3	SK6SS 6X8
17	2	471 9225-47	V-belt	Courroie trapézoïdale	1,2	
18	2	471 7701-10	V-belt	Courroie trapézoïdale	1,2	50Hz
	2	471 7701-10	V-belt	Courroie trapézoïdale	1,2	50Hz
19	1	471 9578-11	Speed control	Contrôle vitesse	1,2	
20	1	471 9578-50	Magnet	Aimant	1	
21	1	725 2451-51	Screw	Vis	3	M8X20
22	2	724 1289-01	Screw	Vis	3	M4X10



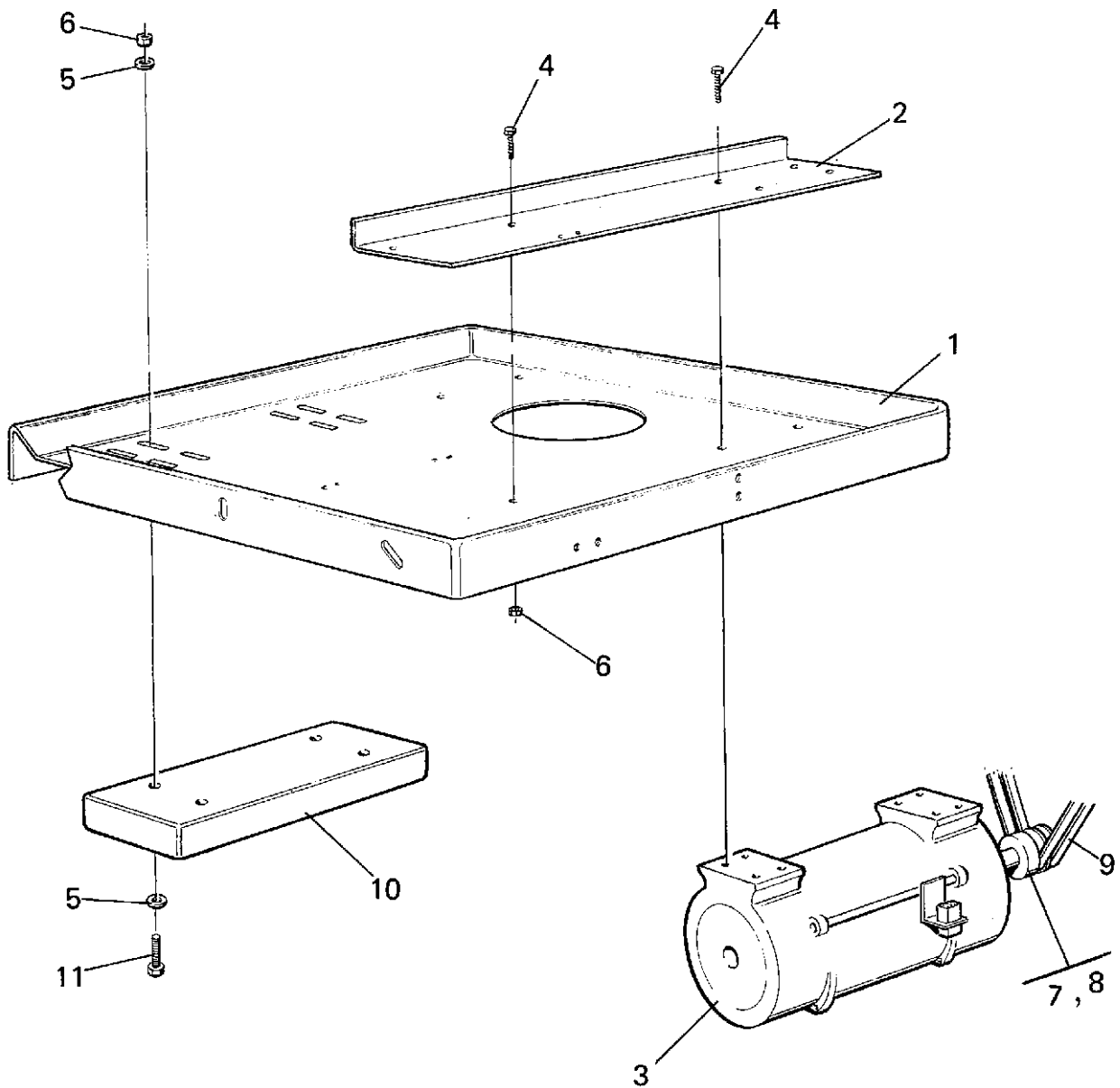
**EX-22 HI-TEK 85/1741-,EX-22 85/1741-**

**Motor bracket and clutch motors**

**Support moteur et moteurs embrayage**

Illustration Issue Month Year  
Schéma Issue Month Year  
**100416 7 10 1996**

Item Article	Qua. Qua.	Art.No Réf. article	Description	Description	Info Info	Notes Remarques
<b>1</b>	1	<b>472 6593-01</b>	Motor mounting plate	Châssis montage moteur	3	
<b>2</b>	1	<b>472 6553-01</b>	Plate	Tableau	3	
<b>3</b>	1	<b>472 6554-01</b>	Plate	Tableau	3	
<b>4</b>	1	<b>472 6551-01</b>	Plate	Tableau	3	
<b>5</b>	2	<b>725 2467-71</b>	Screw	Vis	3	M8X80
<b>6</b>	4	<b>725 2495-51</b>	Screw	Vis	3	M6S 10X30
<b>7</b>	6	<b>731 2318-01</b>	Nut	Écrou	3	M8
<b>8</b>	1		Motor	Moteur	1,2	208-240V 60Hz WITH EL. CLUTCH See group US8209
	1	<b>471 9721-61</b>	Motor	Moteur	1,2	96/8985-
	1	<b>471 9721-62</b>	Motor	Moteur	1,2	96/8985-
	1	<b>471 9721-65</b>	Motor	Moteur	1,2	96/8985-
<b>9</b>	1	<b>471 9722-62</b>	Motor	Moteur	1,2	
	1	<b>471 9722-61</b>	Motor	Moteur	1,2	
	1	<b>471 9722-65</b>	Motor	Moteur	1,2	
<b>10</b>	4	<b>725 2495-51</b>	Screw	Vis	3	M6S 10X30
<b>11</b>	8	<b>725 2455-51</b>	Screw	Vis	3	M8X30
<b>12</b>	8	<b>471 9019-34</b>	Washer	Rondelle	3	TBR SB 8,4X26
<b>13</b>	1	<b>471 9721-90</b>	Connection	Embrayage	1,2	
<b>14</b>	1	<b>472 6449-01</b>	Pulley	Poulie	1	Ø67
<b>15</b>	1	<b>472 6465-01</b>	Pulley	Poulie	1	60Hz
	1	<b>472 6450-01</b>	Pulley	Poulie	1	50Hz
<b>16</b>	4	<b>728 8362-01</b>	Screw	Vis	3	SK6SS 6X8
<b>17</b>	2	<b>471 7701-51</b>	V-belt	Courroie trapézoïdale	1,2	SET 2PCS
<b>18</b>	1	<b>471 7701-54</b>	V-belt	Courroie trapézoïdale	1,2	SET 2PCS
	1	<b>471 7701-52</b>	V-belt	Courroie trapézoïdale	1,2	50Hz SET 2PCS
<b>19</b>	2	<b>472 6503-01</b>	Shim	Entretoise	3	60Hz
<b>20</b>	1	<b>472 6596-01</b>	Bracket	Pièce de retenue	3	
<b>21</b>	1	<b>472 6595-01</b>	Bracket	Support de montage	3	
<b>22</b>	4	<b>725 2368-51</b>	Screw	Vis	3	M6X16
<b>23</b>	1	<b>471 9578-14</b>	Speed control	Contrôle vitesse	1,2	
<b>24</b>	1	<b>471 9578-50</b>	Magnet	Aimant	1	
<b>25</b>	1	<b>725 2455-51</b>	Screw	Vis	3	M8X30
<b>26</b>	2	<b>725 2327-61</b>	Screw	Vis	3	M6SF 5X12
<b>27</b>	4	<b>734 1153-01</b>	Washer	Rondelle	3	BRB 6,4X12
<b>28</b>	4	<b>732 2116-01</b>	Locking nut	Contre-écrou	3	M6
<b>29</b>	4	<b>732 2120-01</b>	Locking nut	Contre-écrou	3	M10
<b>30</b>	1	<b>438 4371-01</b>	Spacer	Entretoise	3	
<b>31</b>	1	<b>471 9754-01</b>	Clutch	Embrayage	1,2	MECHANICAL CLUTCH 96/8985-



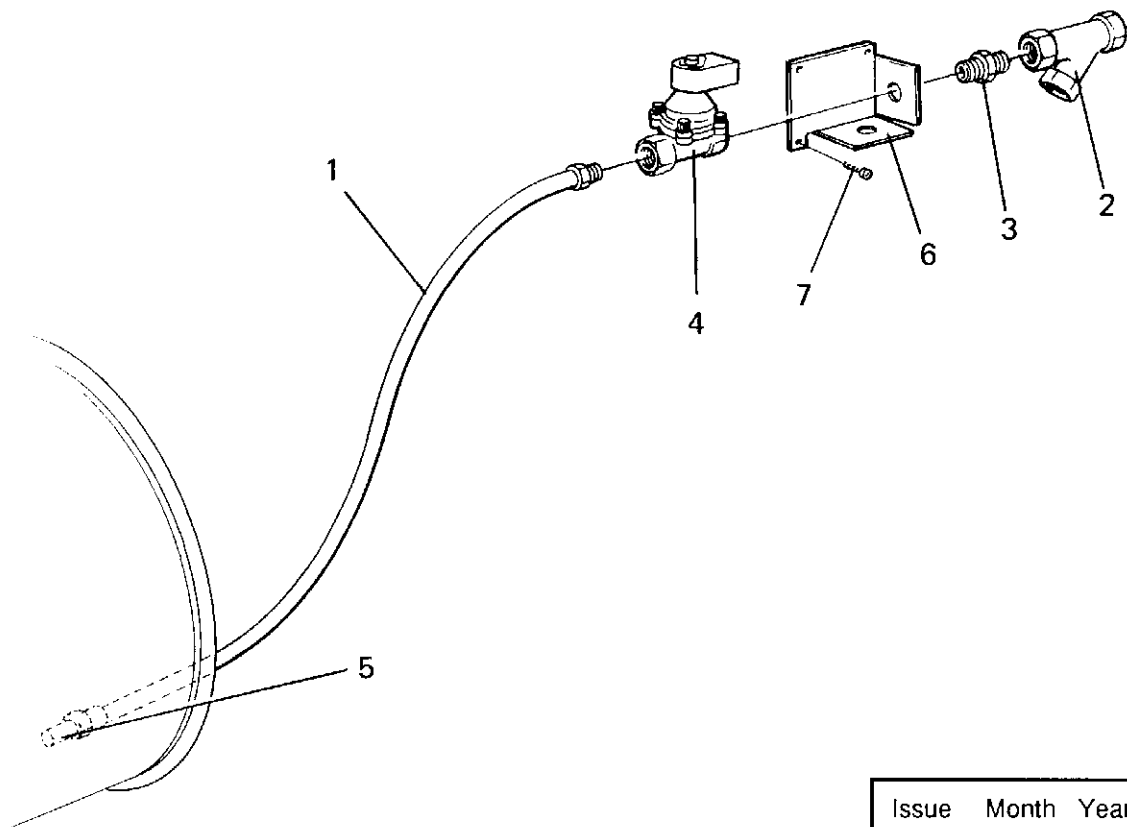
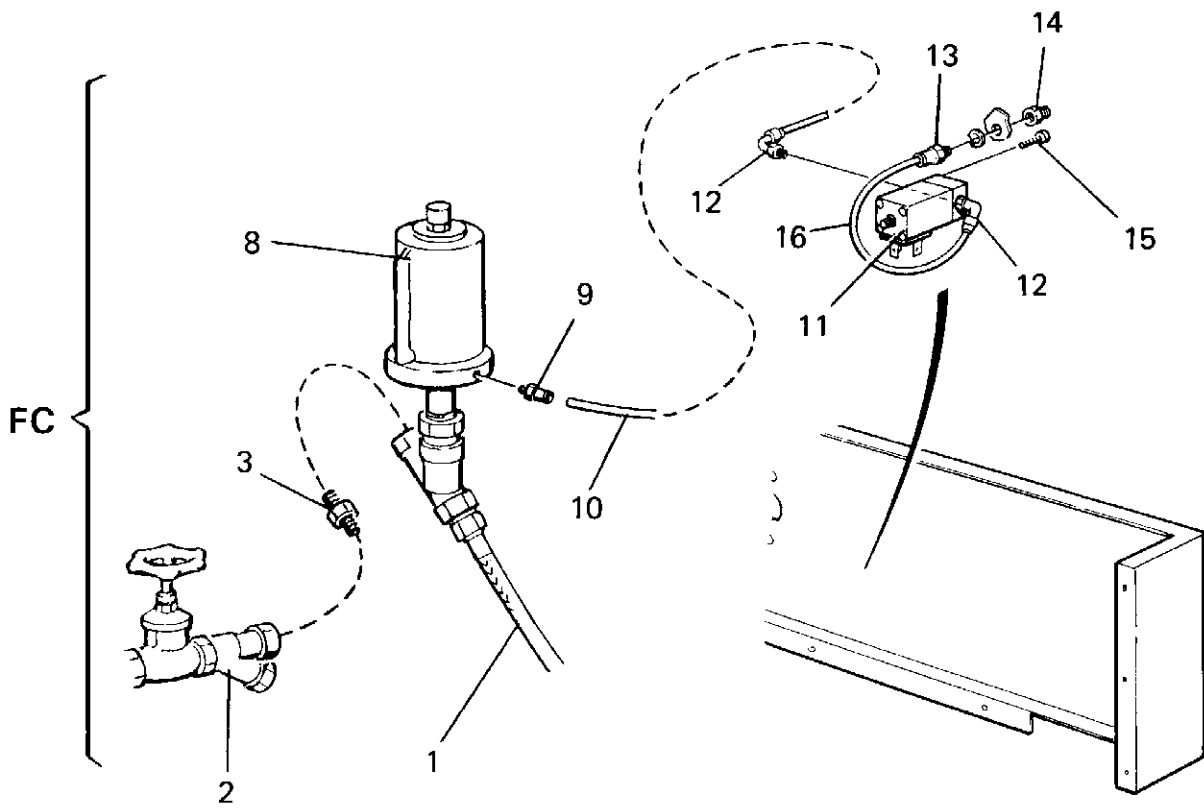
**EX-22FC**

**Motor bracket**

**Support moteur**

Illustration Issue Month Year  
Schéma Issue Month Year  
**101119 1 5 1996**

Item Article	Qua. Qua.	Art.No Réf. article	Description	Description	Info Info	Notes Remarques
<b>1</b>	1	<b>472 6593-01</b>	Motor mounting plate	Châssis montage moteur	3	
<b>2</b>	1	<b>472 6553-01</b>	Plate	Tableau	3	
<b>3</b>	1	<b>471 9741-01</b>	Motor	Moteur	1,2	
<b>4</b>	6	<b>725 2491-51</b>	Screw	Vis	3	M10X20
<b>5</b>	8	<b>734 1173-01</b>	Washer	Rondelle	3	BRB 10,5X21
<b>6</b>	6	<b>732 2120-01</b>	Locking nut	Contre-écrou	3	M10
<b>7</b>	1	<b>438 4342-01</b>	Pulley	Poulie	1	
<b>8</b>	2	<b>728 8362-01</b>	Screw	Vis	3	SK6SS 6X8
<b>9</b>	1	<b>471 7703-01</b>	V-belt	Courroie en V	1,2	
<b>10</b>	1	<b>438 4354-01</b>	Counterweight	Contrepoids	3	
<b>11</b>	4	<b>725 2507-51</b>	Screw	Vis	3	M10X80



100417

Issue	Month	Year
03	03	94



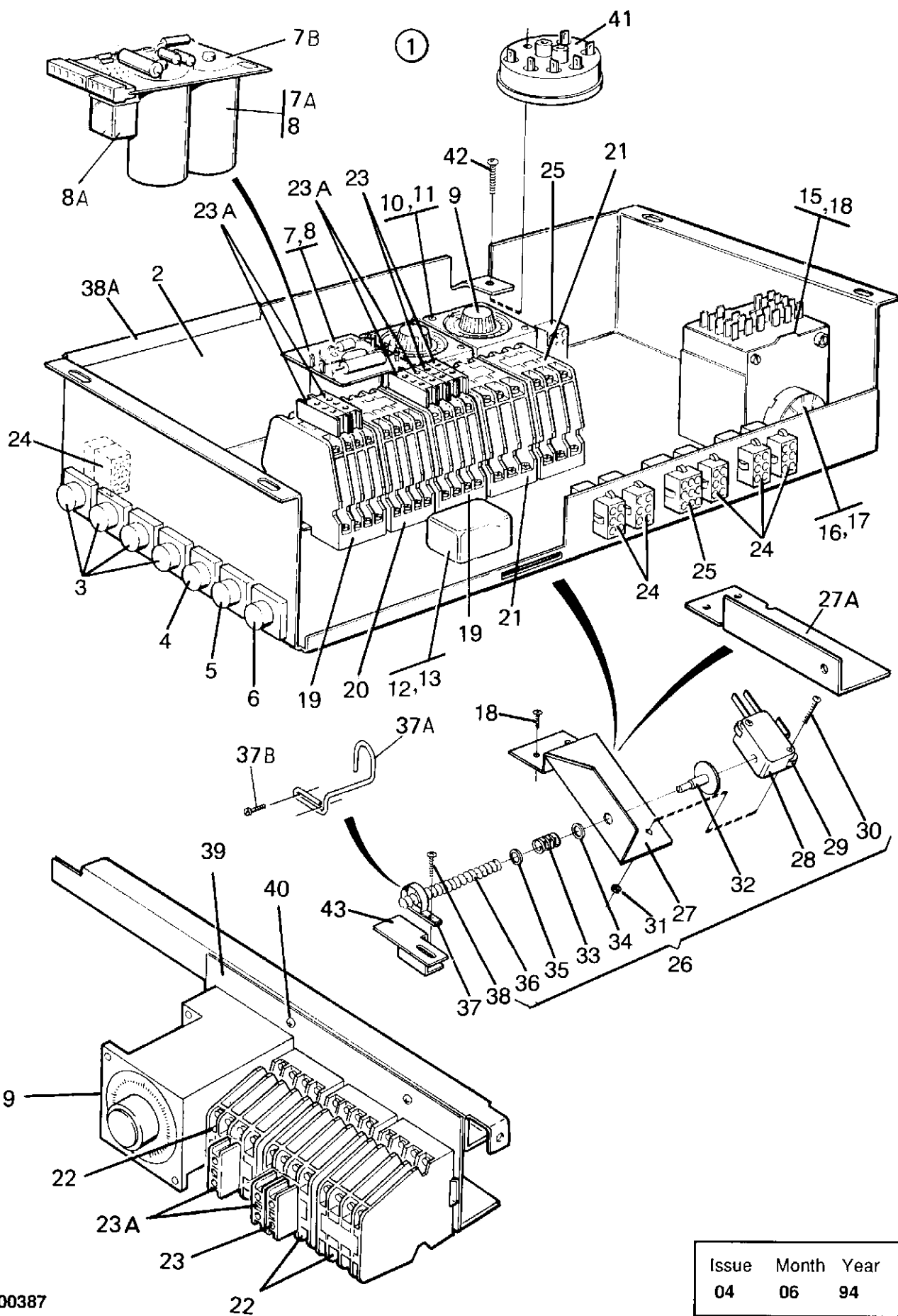
**EX-22,EX-22 HI-TEK**

**Steam components**

Illustration Issue Month Year  
Schéma Issue Month Year  
**100417 10 8 2001**

**Composants**

Item Article	Qua. Qua.	Art.No Réf. article	Description	Description	Info Info	Notes Remarques
1	1	471 8126-14	Hose	Flexible	1,2	L=1350
2	1	471 9004-46	Filter	Filtre	1,2	
3	1	741 3113-21	Nipple	Raccord	3	
4	1	471 8279-03	Valve	Soupape	1,2	50/60 Hz
1	1	471 8279-08	•Repair kit	•Kit de réparation	1,2	
5	1	472 6582-01	Injector	Injecteur	1,2	
6	1	472 6173-01	Bracket	Pièce de retenue	3	
7	4	729 9342-61	Screw	Vis	3	4,2X13
8	1	471 8232-10	Valve	Soupape	1,2	
9	1	471 8683-01	Connection	Embrayage	3	
10	1	471 2453-46	Hose	Flexible	1	L=1650
11	1	471 9202-33	Solenoid valve	Électrovanne	1,2	60Hz See group US8140
12	2	471 8690-22	Connection	Connexion	3	
13	1	471 8690-32	Connection	Embrayage	3	
14	1	741 4102-20	Bushing	Douille	3	
15	2	471 8342-13	Screw	Vis	3	MRT-TT 4X10
16	1	471 2456-71	Pipe	Tube	3	



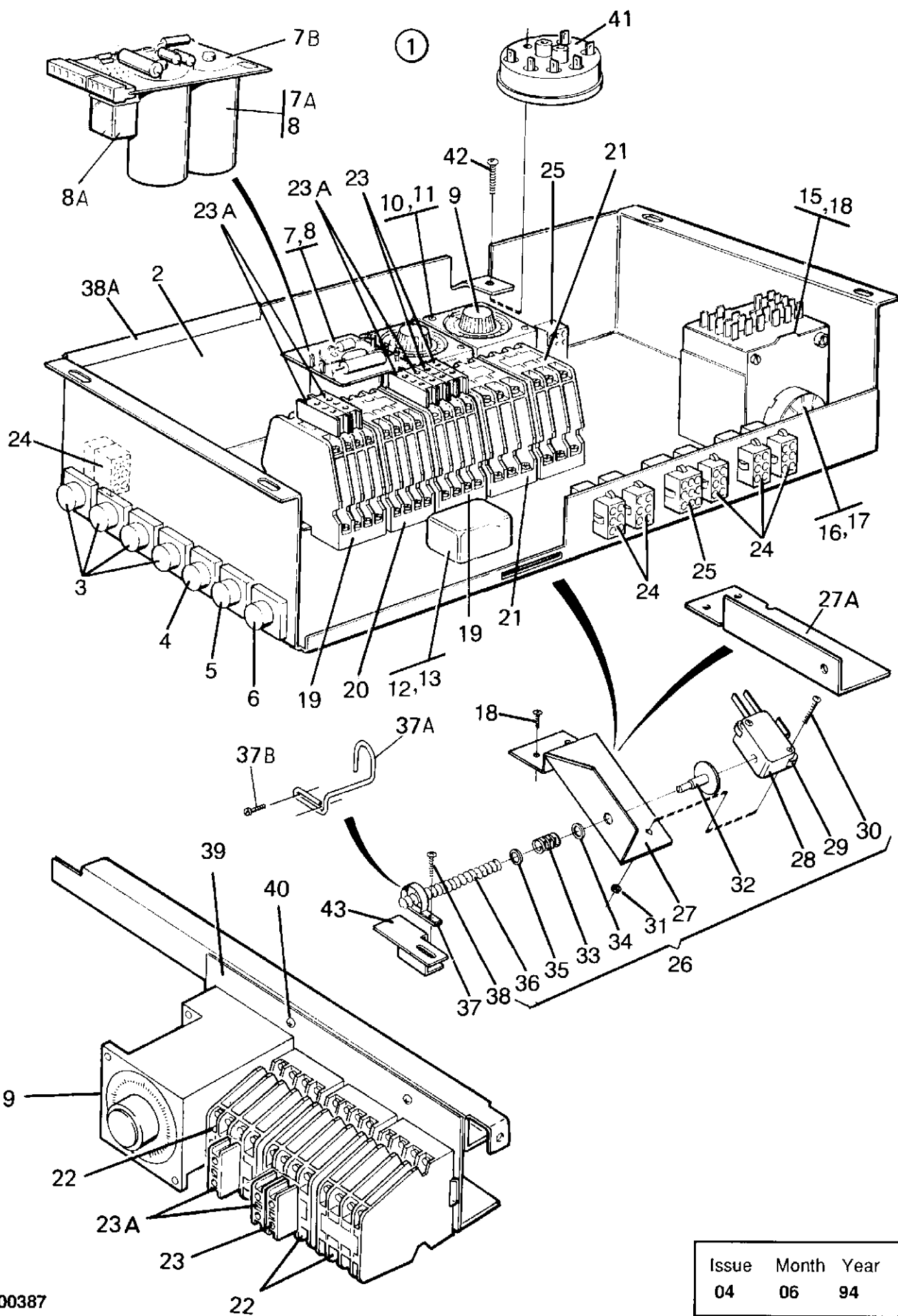
**EX-22 -91/5874**

**Control unit FLE220**

**Unité de contrôle FLE220**

Illustration Issue Month Year  
Schéma Issue Month Year  
**100387 5 1 2003**

Item Article	Qua. Qua.	Art.No Réf. article	Description	Description	Info Info	Notes Remarques
<b>1</b>	1	<b>472 6709-02</b>	Control unit	Unité de contrôle	1	60Hz COMPL. WITH HEATING
	1	<b>472 6709-04</b>	Control unit	Unité de contrôle	1	60Hz COMPL. WITHOUT HEATING
	1	<b>472 6709-09</b>	Control unit	Unité de contrôle	1	60Hz COMPL. WITHOUT HEATING
	1	<b>472 6709-19</b>	Control unit	Unité de contrôle	1	60Hz COMPL. WITHOUT HEATING
	1	<b>472 6709-21</b>	Control unit	Unité de contrôle	1	60Hz COMPL. WITH HEATING
	1	<b>472 6709-22</b>	Control unit	Unité de contrôle	1	60Hz COMPL. WITHOUT HEATING
	1	<b>472 6709-26</b>	Control unit	Unité de contrôle	1	60Hz COMPL. WITHOUT HEATING
<b>2</b>	1	<b>472 6061-01</b>	•Mounting plate	•Plaque de montage	3	-90/5583
	1	<b>472 6061-06</b>	•Mounting plate	•Plaque de montage	3	90/5584-
<b>3</b>	4	<b>471 9610-05</b>	•Switch	•Commutateur	1,2	
<b>4</b>	1	<b>471 9610-04</b>	•Switch	•Commutateur	1,2	
<b>5</b>	1	<b>471 9610-02</b>	•Switch	•Commutateur	1,2	
<b>6</b>	1	<b>471 9610-06</b>	•Switch	•Commutateur	1,2	
<b>7</b>	1	<b>471 9514-15</b>	•Delay unit	•Bascule de retard	1,2	208-240V -90/5583
	1	<b>471 9514-61</b>	••Printed circuit board	••Circuit imprimé	1,2	220V Complete -90/5583
	1	<b>471 4654-71</b>	•Delay unit	•Bascule de retard	1,2	COMPL. AWG 18
<b>7A</b>	1	<b>471 9514-16</b>	•Delay unit	•Bascule de retard	1,2	208-240V 90/5584-
<b>7B</b>	1	<b>471 9514-60</b>	••Printed circuit board	••Circuit imprimé	1,2	220V Complete 90/5584-
<b>8</b>	2	<b>471 9035-20</b>	••Nut	••Écrou	3	M8
<b>8A</b>	1	<b>471 9649-01</b>	••Relay	••Relais	1,2	
<b>9</b>	1	<b>471 9226-97</b>	•Time relay	•Relais temporisé	1,2	50/60Hz
<b>10</b>	2	<b>724 1303-01</b>	•Screw	•Vis	3	M4X40
<b>11</b>	2	<b>732 2112-01</b>	•Locking nut	•Contre-écrou	3	M4
<b>12</b>	1	<b>471 9651-50</b>	•Buzzer	•Console	1	208-240V
<b>13</b>	2	<b>724 1222-01</b>	•Screw	•Vis	3	M3X8
<b>14</b>	1	<b>471 8180-01</b>	•Gasket	•Joint	3	
<b>15</b>	1	<b>471 2422-20</b>	•Reverser	•Inverseur	1,2	60Hz
<b>16</b>	1	<b>471 9056-92</b>	••Motor	••Moteur	1,2	OLD TIMER 208-240V 60Hz
<b>17</b>	1	<b>471 6536-78</b>	••Clamp	••Bride de fixation	1	
<b>18</b>	4	<b>729 5342-01</b>	•Screw	•Vis	3	
<b>19</b>	2	<b>767 5132-00</b>	•Contactor 60Hz	•Relais,60Hz	1,2	60Hz
<b>20</b>	1	<b>767 5151-00</b>	•Contactor 60Hz	•Relais,60Hz	1,2	208-230V 60Hz
<b>21</b>	2	<b>438 9636-03</b>	•Contactor	•Relais	1,2	60Hz
<b>22</b>	3	<b>438 9636-03</b>	•Contactor	•Relais	1,2	60Hz
<b>23</b>	RQ	<b>767 5101-92</b>	•Auxiliary contact	•Contact de secours	1,2	HN10 Green
<b>23A</b>	RQ	<b>767 5102-92</b>	•Auxiliary contact	•Contact de secours	1,2	HN01 Red
<b>24</b>	6	<b>762 3211-01</b>	•Plug connector	•Connexion enfichable	3	6-pole
<b>25</b>	2	<b>762 3231-01</b>	•Plug connector	•Connexion enfichable	3	9-POLE
<b>26</b>	1	<b>471 1823-41</b>	•	•	1,2	Complete
<b>27</b>	1	<b>472 6175-01</b>	••Bracket	••Pupitre	3	-91/6393
<b>27A</b>	1	<b>438 4238-01</b>	••Bracket	••Pupitre	3	91/6394-
<b>28</b>	1	<b>472 9904-86</b>	••Micro switch	••Micro-interrupteur	1,2	
<b>29</b>	1	<b>471 5080-02</b>	••Spacer	••Entretoise	1	
<b>30</b>	2	<b>724 1232-01</b>	••Screw	••Vis	3	MRX 3X25
<b>31</b>	2	<b>731 2110-01</b>	••Nut	••Écrou	3	M3
<b>32</b>	1	<b>472 6176-01</b>	••Pin	••Goupille	3	
<b>34</b>	1	<b>734 1146-01</b>	••Washer	••Rondelle	3	BRB 5,3X10



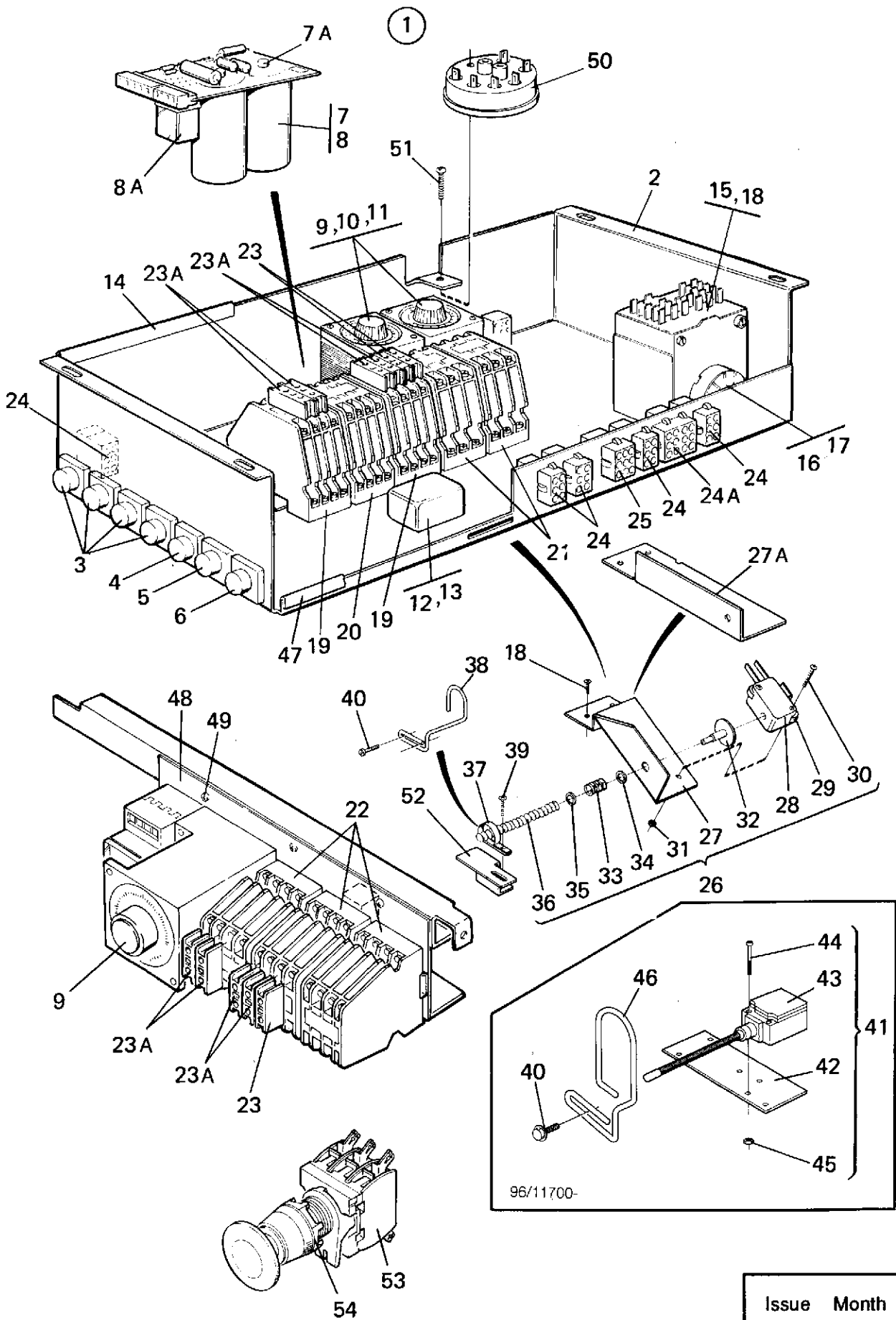
**EX-22 -91/5874**

**Control unit FLE220**

**Unité de contrôle FLE220**

Illustration	Issue	Month	Year
Schéma	Issue	Month	Year
<b>100387</b>	<b>5</b>	<b>1</b>	<b>2003</b>

Item Article	Qua. Qua.	Art.No Réf. article	Description	Description	Info Info	Notes Remarques
35	1	734 1136-01	••Washer	••Rondelle	3	BRB 4,3X9
36	1	471 7805-03	••Spring	••Ressort	3	
37	1	472 6576-01	•Sensor	•Décteur	1	-91/6393
37A	1	438 4237-01	•Sensor	•Décteur	1	91/6394-
37B	2	471 8341-44	•Screw	•Vis	3	MRT 6X12
38	2	725 2289-61	•Screw	•Vis	3	M4X10
39	1	472 6706-02	•Shelf	•Tablette	3	
40	2	729 5340-01	•Screw	•Vis	3	RXS B8X9,5
41	1	471 8852-03	Level control	Réglage de niveau	1,2	
42	1	729 5279-01	Screw	Vis	3	RXS B6X9,5
43						Not used



96/11700-

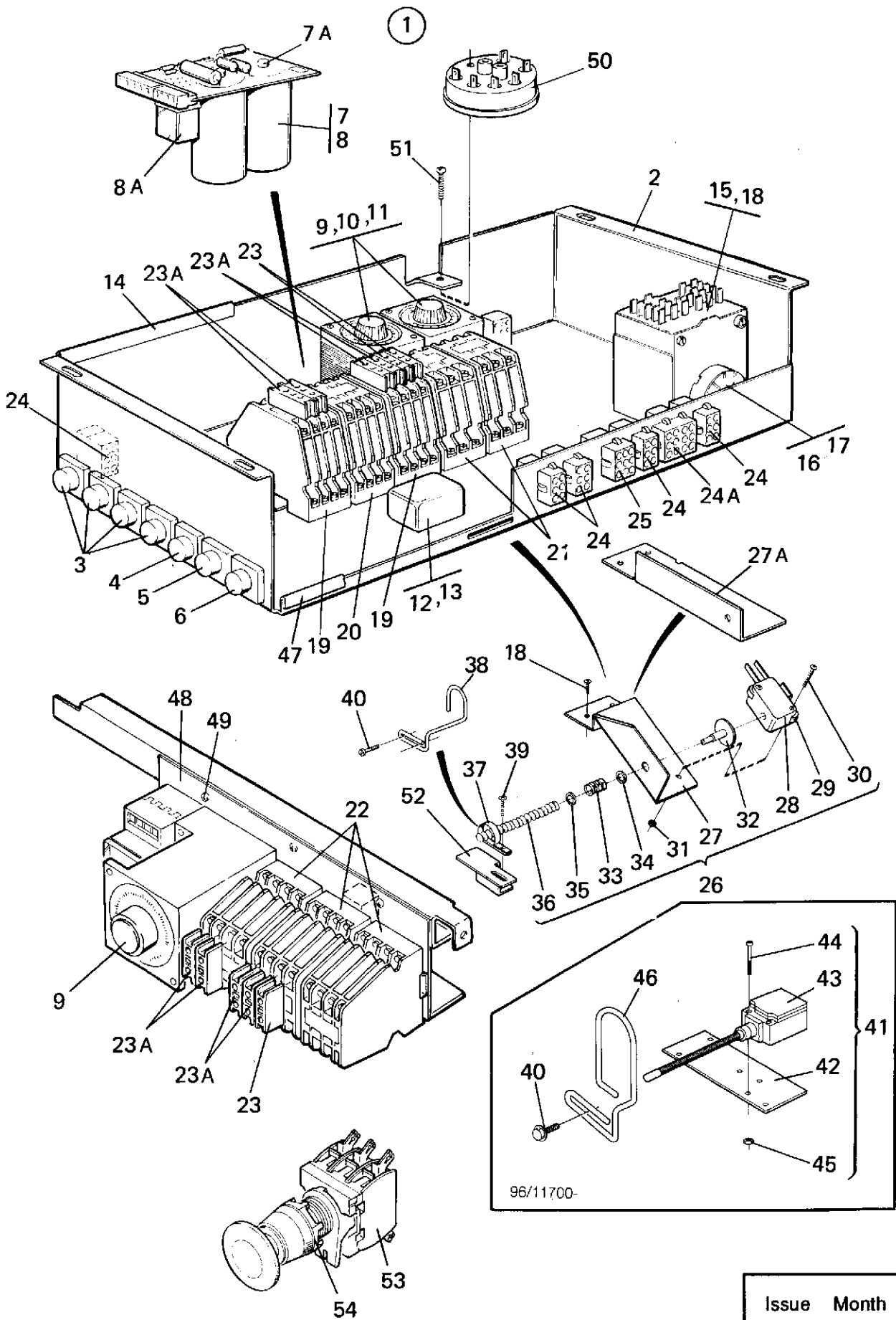
**EX-22 91/5875-**

**Control unit complete**

**Unité de commande complète**

Illustration Issue Month Year  
Schéma Issue Month Year  
**100900 7 1 2003**

Item Article	Qua. Qua.	Art.No Réf. article	Description	Description	Info Info	Notes Remarques
<b>1</b>			Control unit	Unité de contrôle		
<b>2</b>	1	<b>472 6061-06</b>	•Mounting plate	•Plaque de montage	3	
<b>3</b>	4	<b>471 9610-05</b>	•Switch	•Commutateur	1,2	
<b>4</b>	1	<b>471 9610-04</b>	•Switch	•Commutateur	1,2	
<b>5</b>	1	<b>471 9610-02</b>	•Switch	•Commutateur	1,2	
<b>6</b>	1	<b>471 9610-06</b>	•Switch	•Commutateur	1,2	
<b>7</b>	1	<b>471 9514-16</b>	•Delay unit	•Bascule de retard	1,2	208-240V
<b>7A</b>	1	<b>471 9514-60</b>	•Printed circuit board	•Circuit imprimé	1,2	220V Complete
<b>8</b>	2	<b>471 9035-20</b>	•Nut	•Écrou	3	M8
<b>8A</b>	1	<b>471 9649-01</b>	•Relay	•Relais	1,2	
<b>9</b>	3	<b>471 9226-97</b>	•Time relay	•Relais temporisé	1,2	50/60Hz
<b>10</b>	4	<b>471 8341-19</b>	•Screw	•Vis	3	M4X40
<b>11</b>	4	<b>732 2112-01</b>	•Locking nut	•Contre-écrou	3	M4
<b>12</b>	1	<b>471 9651-50</b>	•Buzzer	•Console	1	208-240V
<b>13</b>	2	<b>471 8341-03</b>	•Screw	•Vis	3	M3X10
<b>14</b>	1	<b>471 8180-14</b>	•Strip	•Ruban	3	L=495
<b>15</b>	1	<b>471 2422-20</b>	•Reverser	•Inverseur	1,2	60Hz
<b>16</b>	1	<b>471 9056-92</b>	•Motor	•Moteur	1,2	OLD TIMER 208-240V 60Hz
<b>17</b>	1	<b>471 6536-78</b>	•Clamp	•Bride de fixation	1	
<b>18</b>	4	<b>471 8340-23</b>	•Screw	•Vis	3	RTS 4,2X13
<b>19</b>	2	<b>767 5132-00</b>	•Contactor 60Hz	•Relais,60Hz	1,2	60Hz
<b>20</b>	1	<b>767 5151-00</b>	•Contactor 60Hz	•Relais,60Hz	1,2	208-230V 60Hz
<b>21</b>	2	<b>438 9636-03</b>	•Contactor	•Relais	1,2	60Hz
<b>22</b>	3	<b>438 9636-03</b>	•Contactor	•Relais	1,2	60Hz
<b>23</b>	RQ	<b>767 5101-92</b>	•Auxiliary contact	•Contact de secours	1,2	HN10 Green
<b>23A</b>	RQ	<b>767 5102-92</b>	•Auxiliary contact	•Contact de secours	1,2	HN01 Red
<b>24</b>	5	<b>762 3211-01</b>	•Plug connector	•Connexion enfichable	3	6-pole
<b>24A</b>	1	<b>762 3251-01</b>	•Plug connector	•Connexion enfichable	3	12-POLE
<b>25</b>	1	<b>762 3231-01</b>	•Plug connector	•Connexion enfichable	3	9-POLE
<b>26</b>	1	<b>472 6177-02</b>	•Out of balance switch	•Commutateur asymétrique	1,2	Complete -96/9218
<b>27</b>	1	<b>472 6175-01</b>	•Bracket	•Pupitre	3	-91/6393
<b>27A</b>	1	<b>438 4238-01</b>	•Bracket	•Pupitre	3	91/6394-96/9218
<b>28</b>	1	<b>472 9904-86</b>	•Micro switch	•Micro-interrupteur	1,2	-96/9218
<b>29</b>	1	<b>471 5080-02</b>	•Spacer	•Entretoise	1	-96/9218
<b>30</b>	2	<b>724 1232-01</b>	•Screw	•Vis	3	MRX 3X25 -96/9218
<b>31</b>	2	<b>731 2110-01</b>	•Nut	•Écrou	3	M3 -96/9218
<b>32</b>	1	<b>472 6176-01</b>	•Pin	•Goupille	3	-96/9218
<b>33</b>	1	<b>471 7803-10</b>	•Spring	•Ressort	3	-96/9218
<b>34</b>	1	<b>734 1146-01</b>	•Washer	•Rondelle	3	BRB 5,3X10 -96/9218
<b>35</b>	1	<b>734 1136-01</b>	•Washer	•Rondelle	3	BRB 4,3X9 -96/9218
<b>36</b>	1	<b>471 7805-03</b>	•Spring	•Ressort	3	-96/9218
<b>37</b>	1	<b>472 6576-01</b>	•Sensor	•Décteur	1	-91/6393
<b>38</b>	1	<b>438 4237-01</b>	•Sensor	•Décteur	1	91/6394-96/9218
<b>39</b>	2	<b>725 2289-61</b>	•Screw	•Vis	3	M4X10 -91/6393
<b>40</b>	2	<b>471 8341-44</b>	•Screw	•Vis	3	MRT 6X12 91/6394-
<b>41</b>	1	<b>438 4345-11</b>	•Out of balance switch	•Commutateur asymétrique	1,2	Complete 96/9219-
<b>42</b>	1	<b>438 4380-01</b>	•Bracket	•Pupitre	3	96/9219-
<b>434</b>	1	<b>471 9608-00</b>	•Out of balance switch	•Commutateur asymétrique	1,2	96/9219-
<b>44</b>	2	<b>471 8344-28</b>	•Screw	•Vis	3	M5X30 96/9219-
<b>45</b>	2	<b>732 2114-92</b>	•Locking nut	•Contre-écrou	3	M5 96/9219-
<b>46</b>	1	<b>438 4381-02</b>	•Sensor	•Décteur	1	96/9219-
<b>47</b>	1	<b>471 8180-12</b>	•Strip	•Ruban	3	L=170
<b>48</b>	1	<b>472 6706-02</b>	•Shelf	•Tablette	3	
<b>49</b>	2	<b>729 5340-01</b>	•Screw	•Vis	3	RXS B8X9,5
<b>50</b>	1	<b>471 8852-03</b>	Level control	Réglage de niveau	1,2	
<b>51</b>	1	<b>729 5279-01</b>	Screw	Vis	3	RXS B6X9,5
<b>52</b>	RQ	<b>472 6102-01</b>	Bracket	Pupitre	3	ONLY MACHINES WITH COIN-METER
<b>53</b>						Not used



96/11700-



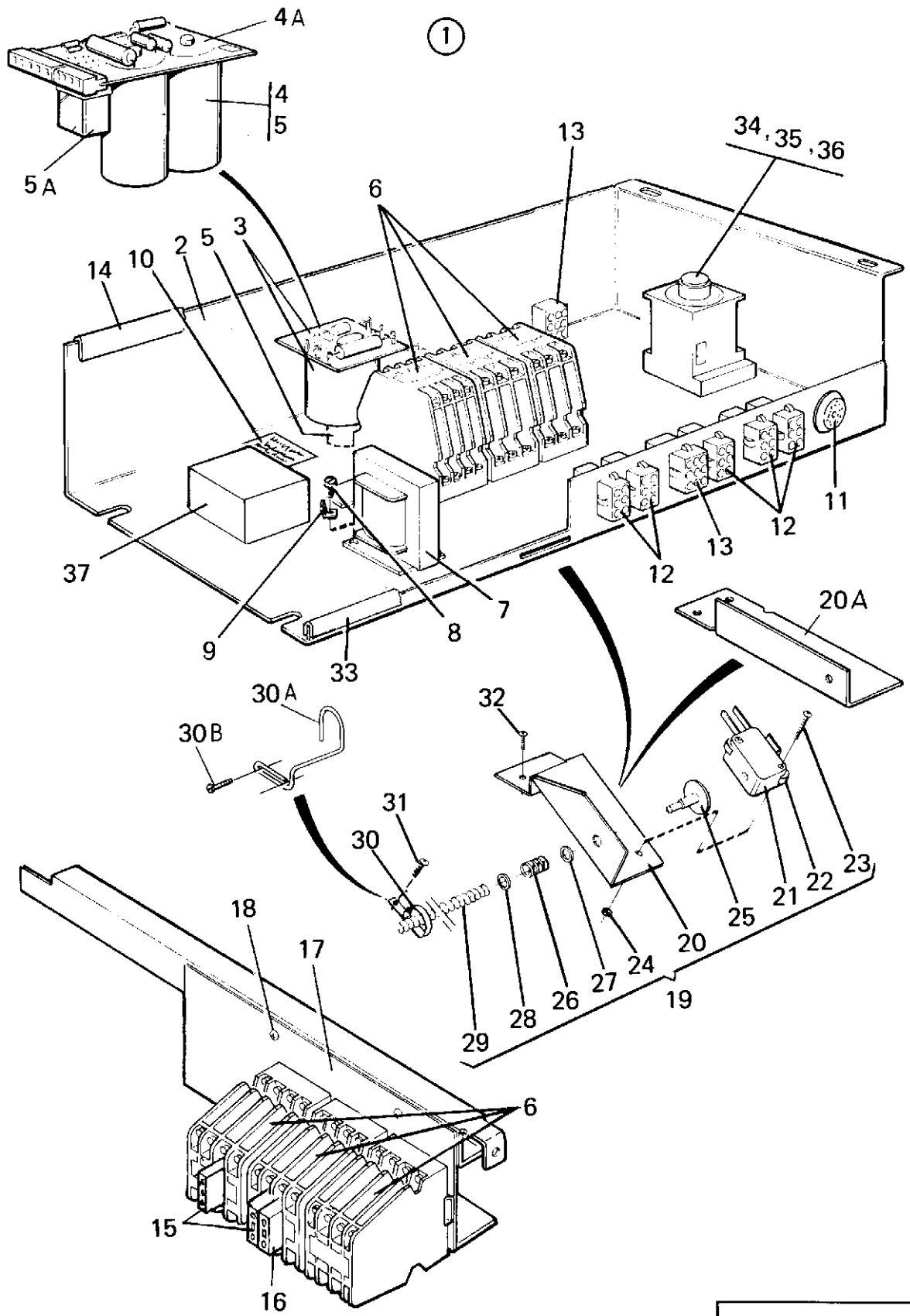
**EX-22 91/5875-**

**Control unit complete**

**Unité de commande complète**

Illustration	Issue	Month	Year
Schéma	Issue	Month	Year
<b>100900</b>	<b>7</b>	<b>1</b>	<b>2003</b>

Item Article	Qua. Qua.	Art.No Réf. article	Description	Description	Info Info	Notes Remarques
<b>54</b>						Not used



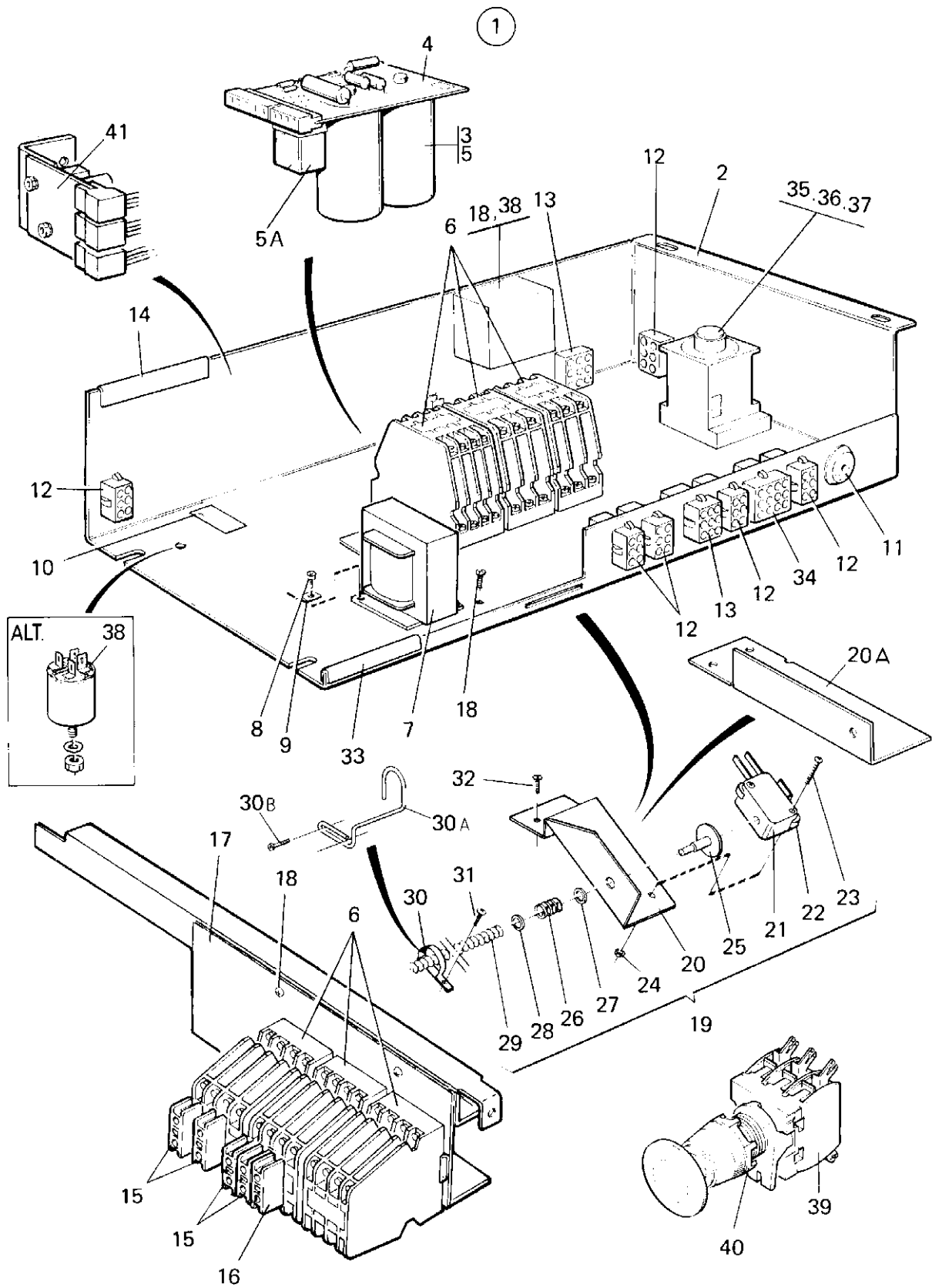
**EX-22 HI-TEK -91/5874**

**Control unit FLE220MP**

**Unité de contrôle FLE220MP**

Illustration Issue Month Year  
Schéma Issue Month Year  
**100208 10 1 2003**

Item Article	Qua. Qua.	Art.No Réf. article	Description	Description	Info Info	Notes Remarques
<b>1</b>	1	<b>472 6736-02</b>	Control unit	Unité de contrôle	1	208-240V 3AC 60Hz Complete
	1	<b>472 6736-04</b>	Control unit	Unité de contrôle	1	208-240V 3AC 60Hz Complete
<b>2</b>	1	<b>472 6061-04</b>	•Mounting plate	•Plaque de montage	3	
<b>3</b>	1	<b>471 9514-11</b>	•Delay unit	•Bascule de retard	1,2	208-240V -90/5583
	1	<b>471 9514-61</b>	••Printed circuit board	••Circuit imprimé	1,2	220V Complete -90/5583
<b>4</b>	1	<b>471 9514-16</b>	•Delay unit	•Bascule de retard	1,2	208-240V 90/5584-
<b>4A</b>	1	<b>471 9514-60</b>	••Printed circuit board	••Circuit imprimé	1,2	220V Complete 90/5584-
<b>5</b>	1	<b>471 9035-20</b>	••Nut	••Écrou	3	M8
<b>5A</b>	1	<b>471 9649-01</b>	••Relay	••Relais	1,2	
<b>6</b>	6	<b>438 9636-03</b>	•Contactor	•Relais	1,2	60Hz
<b>7</b>	1	<b>471 9550-15</b>	•Transformer	•Transformateur	1	208/220/240/480V
<b>8</b>	2	<b>729 5342-01</b>	•Screw	•Vis	3	
<b>9</b>	1	<b>760 2885-21</b>	•Clamp	•Attache	3	
<b>10</b>	1	<b>471 7640-01</b>	•Sign	•Signe	3	
<b>11</b>	1	<b>471 9653-03</b>	•Buzzer	•Console	1	
<b>12</b>	4	<b>762 3211-01</b>	•Plug connector	•Connexion enfichable	3	6-pole
<b>13</b>	2	<b>762 3231-01</b>	•Plug connector	•Connexion enfichable	3	9-POLE
<b>14</b>	1	<b>471 8180-13</b>	•Strip	•Ruban	3	
<b>15</b>	2	<b>767 5102-92</b>	•Auxiliary contact	•Contact de secours	1,2	HN01 Red
<b>16</b>	1	<b>767 5101-92</b>	•Auxiliary contact	•Contact de secours	1,2	HN10 Green
<b>17</b>	1	<b>472 6706-02</b>	•Shelf	•Tablette	3	
<b>18</b>	2	<b>729 5340-01</b>	•Screw	•Vis	3	RXS B8X9,5
<b>19</b>	1	<b>471 6177-01</b>	•Out of balance switch	•Commutateur asymétrique	1	Complete
<b>20</b>	1	<b>472 6175-01</b>	••Bracket	••Pupitre	3	-91/6393
<b>20A</b>	1	<b>438 4238-01</b>	••Bracket	••Pupitre	3	91/6394-
<b>21</b>	1	<b>472 9904-86</b>	••Micro switch	••Micro-interrupteur	1,2	
<b>22</b>	1	<b>471 5080-02</b>	••Spacer	••Entretoise	3	
<b>23</b>	2	<b>724 1232-01</b>	••Screw	••Vis	3	MRX 3X25
<b>24</b>	2	<b>731 2110-01</b>	••Nut	••Écrou	3	M3
<b>25</b>	1	<b>472 6176-01</b>	••Pin	••Goupille	3	
<b>26</b>	1	<b>471 7803-10</b>	••Spring	••Ressort	3	
<b>27</b>	1	<b>734 1146-01</b>	••Washer	••Rondelle	3	BRB 5,3X10
<b>28</b>	1	<b>734 1136-01</b>	••Washer	••Rondelle	3	BRB 4,3X9
<b>29</b>	1	<b>471 7805-03</b>	••Spring	••Ressort	3	
<b>30</b>	1	<b>472 6576-01</b>	•Sensor	•Décteur	1	-91/6393
<b>30A</b>	1	<b>438 4237-01</b>	•Sensor	•Décteur	1	91/6394-
<b>30B</b>	2	<b>471 8341-44</b>	•Screw	•Vis	3	MRT 6X12
<b>31</b>	2	<b>725 2327-61</b>	•Screw	•Vis	3	M6SF 5X12
<b>32</b>	2	<b>729 5410-01</b>	•Screw	•Vis	3	RXS B10X13
<b>33</b>	1	<b>471 8180-12</b>	Strip	Ruban	3	
<b>34</b>	1	<b>471 9226-97</b>	•Time relay	•Relais temporisé	1,2	50/60Hz
<b>35</b>	2	<b>724 1303-01</b>	•Screw	•Vis	3	M4X40
<b>36</b>	2	<b>732 2112-01</b>	•Locking nut	•Contre-écrou	3	M4
<b>37</b>	1	<b>471 9529-10</b>	•Mains filter	•Filtre de filet	1,2	208-240V



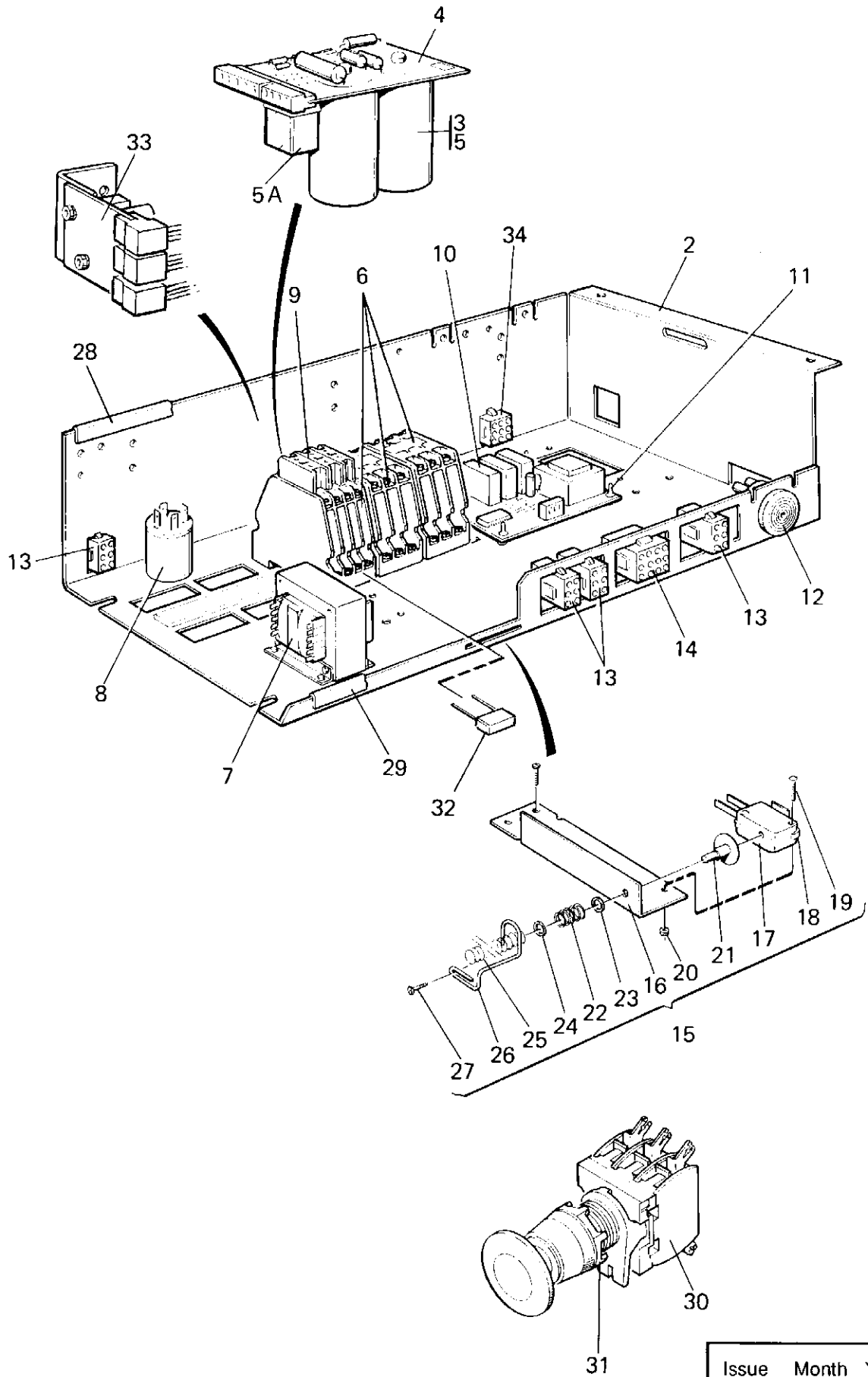
**EX-22 HI-TEK 91/5875-**

**Control unit complete**

**Unité de commande complète**

Illustration Issue Month Year  
Schéma Issue Month Year  
**100901 6 1 2003**

Item Article	Qua. Qua.	Art.No Réf. article	Description	Description	Info Info	Notes Remarques
<b>1</b>	1		Control unit	Unité de contrôle	1	Complete
<b>2</b>	1	<b>472 6061-04</b>	•Mounting plate	•Plaque de montage	3	
<b>3</b>	1	<b>471 9514-16</b>	•Delay unit	•Bascule de retard	1,2	208-240V
<b>4</b>	1	<b>471 9514-60</b>	••Printed circuit board	••Circuit imprimé	1,2	220V Complete
<b>5</b>	1	<b>471 9035-20</b>	••Nut	••Écrou	3	M8
<b>5A</b>	1	<b>471 9649-01</b>	••Relay	••Relais	1,2	
<b>6</b>	6	<b>438 9636-02</b>	•Contactor	•Relais	1,2	50Hz
	6	<b>438 9636-03</b>	•Contactor	•Relais	1,2	60Hz
<b>7</b>	1	<b>471 9550-15</b>	•Transformer	•Transformateur	1	208/220/240/480V
<b>8</b>	2	<b>729 5342-01</b>	•Screw	•Vis	3	
<b>9</b>	2	<b>760 2885-21</b>	•Clamp	•Attache	3	
<b>10</b>	1	<b>471 7640-01</b>	•Sign	•Signe	3	
<b>11</b>	1	<b>471 9653-03</b>	•Buzzer	•Console	1	
<b>12</b>	4	<b>762 3211-01</b>	•Plug connector	•Connexion enfichable	3	6-pole
<b>13</b>	2	<b>762 3231-01</b>	•Plug connector	•Connexion enfichable	3	9-POLE
<b>14</b>	1	<b>471 8180-10</b>	•Strip	•Ruban	3	L=150
<b>15</b>	RQ	<b>767 5102-92</b>	•Auxiliary contact	•Contact de secours	1,2	HN01 Red
<b>16</b>	RQ	<b>767 5101-92</b>	•Auxiliary contact	•Contact de secours	1,2	HN10 Green
<b>17</b>	1	<b>472 6706-02</b>	•Shelf	•Tablette	3	
<b>18</b>	2	<b>729 5340-01</b>	•Screw	•Vis	3	RXS B8X9,5
<b>19</b>	1	<b>471 6177-01</b>	•Out of balance switch	•Commutateur asymétrique	1	Complete
<b>20</b>	1	<b>472 6175-01</b>	••Bracket	••Pupitre	3	-91/6393
<b>20A</b>	1	<b>438 4238-01</b>	••Bracket	••Pupitre	3	91/6394-
<b>21</b>	1	<b>472 9904-86</b>	••Micro switch	••Micro-interrupteur	1,2	
<b>22</b>	1	<b>471 5080-02</b>	••Spacer	••Entretoise	3	
<b>23</b>	2	<b>724 1232-01</b>	••Screw	••Vis	3	MRX 3X25
<b>24</b>	2	<b>731 2110-01</b>	••Nut	••Écrou	3	M3
<b>25</b>	1	<b>472 6176-01</b>	••Pin	••Goupille	3	
<b>26</b>	1	<b>471 7803-10</b>	••Spring	••Ressort	3	
<b>27</b>	1	<b>734 1146-01</b>	••Washer	••Rondelle	3	BRB 5,3X10
<b>28</b>	1	<b>734 1136-01</b>	•Washer	•Rondelle	3	BRB 4,3X9
<b>29</b>	1	<b>471 7805-03</b>	••Spring	••Ressort	3	
<b>30</b>	1	<b>472 6576-01</b>	•Sensor	•Détecteur	1	-91/6393
<b>30A</b>	1	<b>438 4237-01</b>	•Sensor	•Détecteur	1	91/6394-
<b>30B</b>	2	<b>471 8341-44</b>	•Screw	•Vis	3	MRT 6X12
<b>31</b>	2	<b>725 2327-61</b>	•Screw	•Vis	3	M6SF 5X12
<b>32</b>	2	<b>729 5410-01</b>	•Screw	•Vis	3	RXS B10X13
<b>33</b>	1	<b>471 8180-13</b>	•Strip	•Ruban	3	
<b>34</b>	1	<b>762 3251-01</b>	•Plug connector	•Connexion enfichable	3	12-POLE
<b>35</b>	1	<b>471 9226-97</b>	•Time relay	•Relais temporisé	1,2	50/60Hz
<b>36</b>	2	<b>471 8341-19</b>	•Screw	•Vis	3	M4X40
<b>37</b>	2	<b>732 2112-01</b>	•Locking nut	•Contre-écrou	3	M4
<b>38</b>	1	<b>471 9529-10</b>	•Mains filter	•Filtre de filet	1	208-240V
<b>39</b>	1	<b>471 9628-13</b>	Emergency stop	Arrêt d'urgence	1,2	-99/15417
	1	<b>471 9628-32</b>	Emergency stop	Arrêt d'urgence	1,2	99/15418-
	1	<b>471 9628-33</b>	Contact block	Bloc de connexion	1	99/15418-
<b>40</b>	1	<b>471 9628-99</b>	Anti-rotation ring	Anneau antirotation	1	-99/15417
<b>41</b>	1	<b>471 7473-21</b>	Printed circuit board	Circuit imprimé	1,2	



Issue	Month	Year
04	02	95

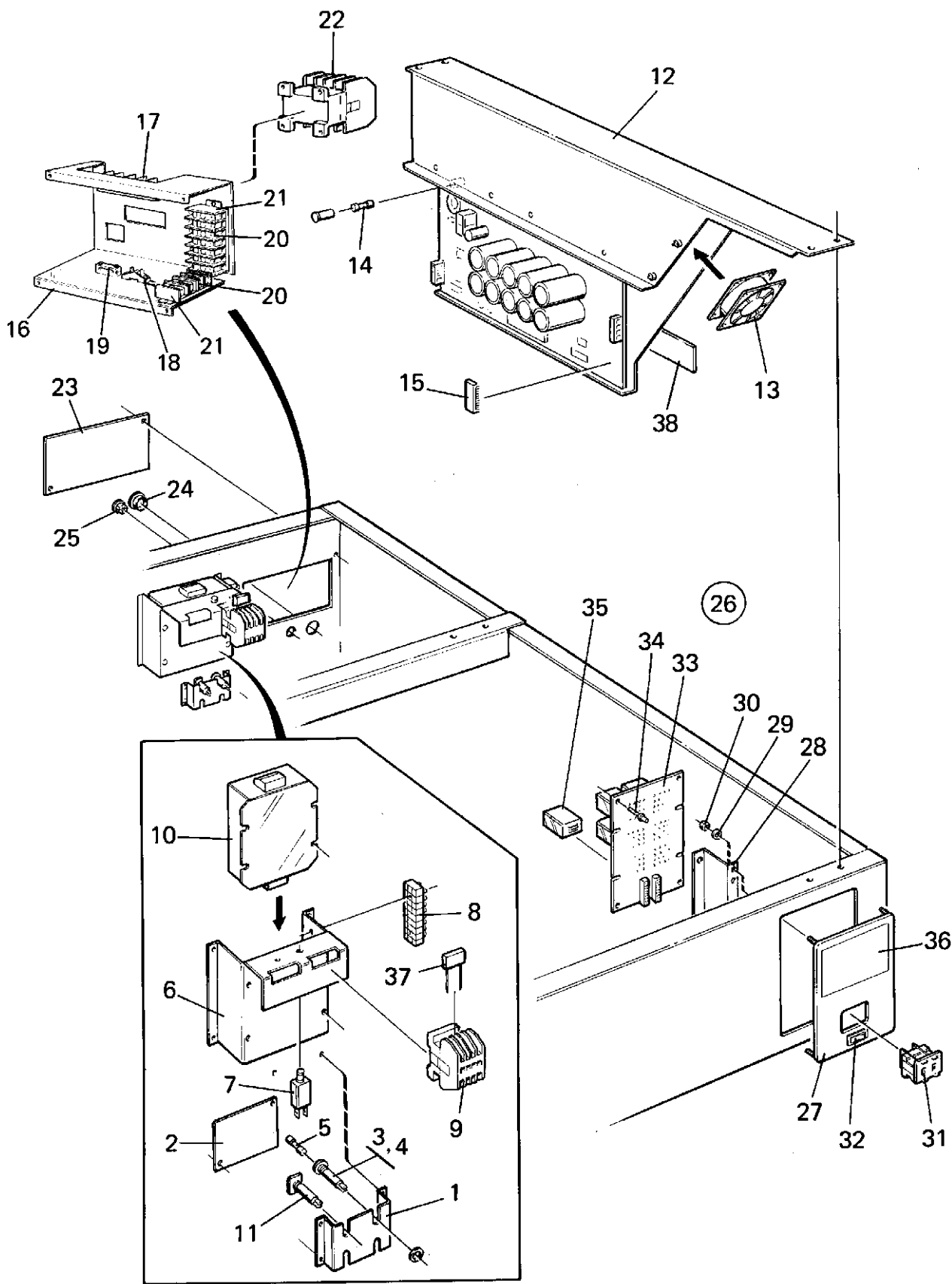
**EX-22FC**

**Control unit complete**

**Unité de commande complète**

Illustration Issue Month Year  
Schéma Issue Month Year  
**101117 7 1 2004**

Item Article	Qua. Qua.	Art.No Réf. article	Description	Description	Info Info	Notes Remarques
1	1	438 4328-53	Control unit	Unité de contrôle	1	200V 60Hz
2	1	472 6061-04	•Mounting plate	•Plaque de montage	3	
3	1	438 9514-01	•Delay unit	•Bascule de retard	1,2	
4	1	438 9514-02	••Printed circuit board	••Circuit imprimé	1,2	
5	1	471 9035-20	•Nut	•Écrou	3	M8
6	3	438 9636-02	•Contactor	•Relais	1,2	50Hz
	3	438 9636-03	•Contactor	•Relais	1,2	60Hz
7	1	471 9550-15	•Transformer	•Transformateur	1	208/220/240/480V
8	1	471 9529-10	•Mains filter	•Filtre de filet	1	208-240V
9	3	767 5102-92	•Auxiliary contact	•Contact de secours	1,2	HN01 Red
10	1	472 9902-72	•Speed control	•Contrôle vitesse	1,2	Kit
	1	471 8983-31	•Speed control	•Contrôle vitesse	1,2	
11	4	471 7958-01	•Support	•Support	3	
12	1	471 9653-03	•Buzzer	•Console	1	
13	4	762 3211-01	•Plug connector	•Connexion enfichable	3	6-pole
14	1	762 3251-01	•Plug connector	•Connexion enfichable	3	12-POLE
15	1	472 6177-02	•Out of balance switch	•Commutateur asymétrique	1,2	Complete
16	1	438 4238-01	••Bracket	••Pupitre	3	
* 17	1	472 9904-86	••Micro switch	••Micro-interrupteur	1,2	
18	2	471 8689-03	••Spacer	••Entretoise	3	
19	2	724 1232-01	••Screw	••Vis	3	MRX 3X25
20	2	731 2110-01	••Nut	••Écrou	3	M3
21	1	472 6176-01	••Pin	••Goupille	3	
22	1	471 7803-10	••Spring	••Ressort	1	
23	1	734 1146-01	••Washer	••Rondelle	3	BRB 5,3X10
24	1	734 1136-01	••Washer	••Rondelle	3	BRB 4,3X9
25	1	471 7805-03	••Spring	••Ressort	1	
26	1	438 4237-01	•Sensor	•Décteur	1	
27	2	725 2366-61	•Screw	•Vis	3	M6SF 6X12
28	1	471 8180-10	•Strip	•Ruban	3	
29	1	471 8180-13	•Strip	•Ruban	3	
30	1	471 9628-14	Emergency stop	Arrêt d'urgence	1	-99/15417
	1	471 9628-32	Emergency stop	Arrêt d'urgence	1	99/15418-
	1	471 9628-33	Contact block	Bloc de connexion	1	99/15418-
31	1	471 9628-99	Anti-rotation ring	Anneau antirotation	3	-99/15417
32						Not used
33	1	471 7473-21	Printed circuit board	Circuit imprimé	1,2	
34	1	762 3231-01	Plug connector	Connexion enfichable	3	9-POLE



Issue	Month	Year
04	08	95



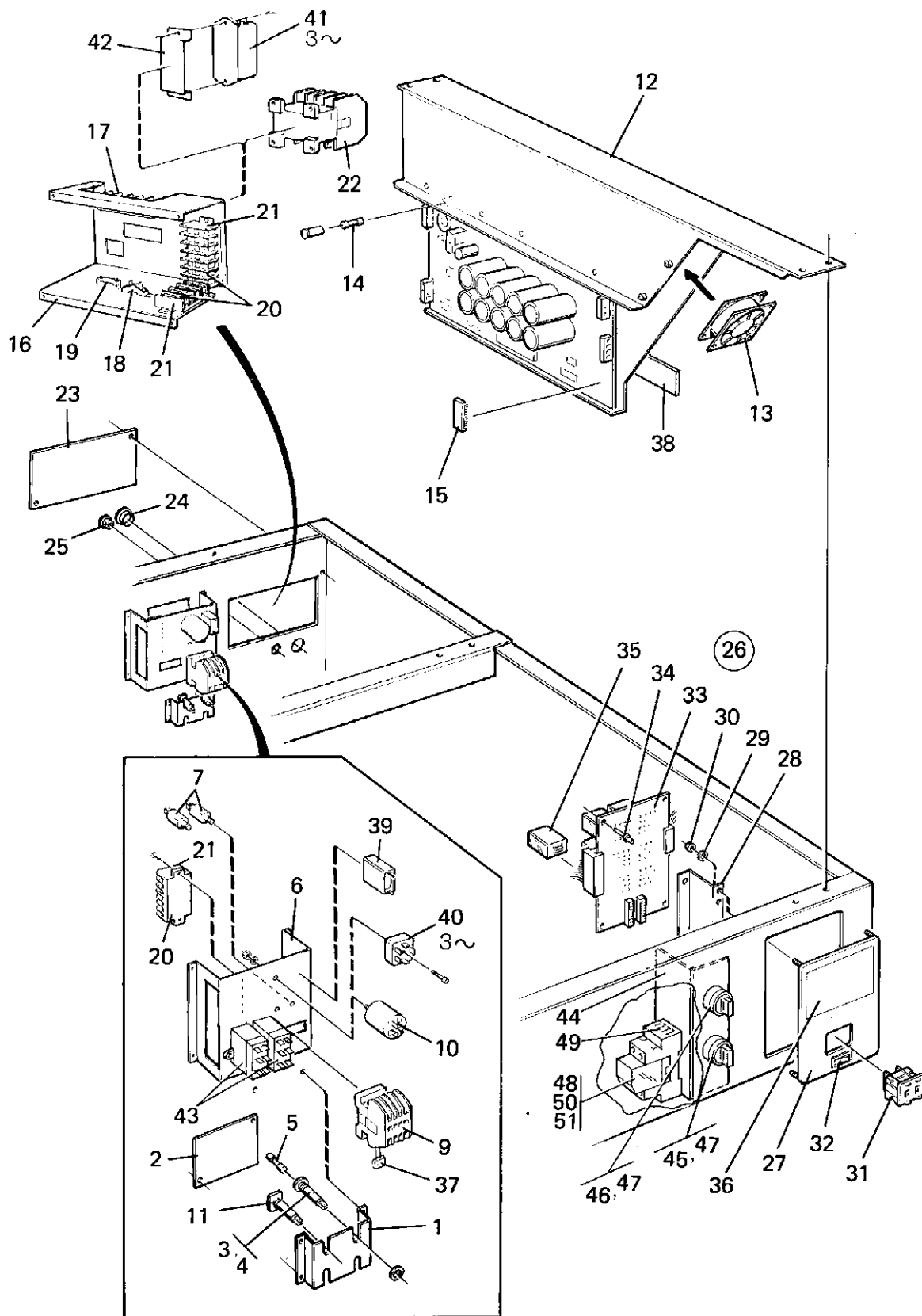
**EX-22FC -95/8505**

**Components**

Illustration    Issue    Month    Year  
Schéma        Issue    Month    Year  
**101118        5        10        1996**

**Composants**

Item Article	Qua. Qua.	Art.No Réf. article	Description	Description	Info Info	Notes Remarques
1	1	438 0355-02	Mounting plate	Plaque de montage	3	
2	1	438 0358-02	Cover	Couvercle	3	
3	2	471 8756-01	Fuse holder	Porte-fusible	1	5X20 MM
4	2	471 8756-51	Insert	Insertion	1,2	5X20MM
	2	471 8756-52	Insert	Insertion	1,2	6,3X32MM,60Hz
5	2	471 8750-11	Fuse	Porte-fusible	1,2	1,25A
	2	471 9027-85	Fuse	Porte-fusible	1,2	60Hz
6	1	438 4240-01	Bracket	Pupitre	3	
7	2	471 8777-02	Circuit breaker	Fusible	1,2	
8	1	762 7207-57	Terminal connection	Bloc de connexion	3	
9	1	438 9636-02	Contacteur	Relais	1,2	50Hz
	1	438 9636-03	Contacteur	Relais	1,2	60Hz
10	1	471 9523-01	Filter	Filtre	1	
11	2	471 8778-01	Circuit breaker	Fusible	1,2	6A
12	1	471 9753-12	•Printed circuit board	•Circuit imprimé	1,2	Complete
13	1	471 9773-01	•Fan	•Ventilateur	1	
14	1	762 8203-55	•Fuse	•Porte-fusible	1,2	SLOW 1,25A
15	1	438 4363-01	•Prom	•Prom	1,2	
16	1	438 4243-01	Mounting plate	Plaque de montage	3	
17	1	471 8759-01	Block	Cale	3	
	1	471 8762-01	Block	Cale	3	3N AC
	1	471 8762-02	Block	Cale	3	3AC
18	1	471 7865-03	Cable clip	Pièce fixation câbles	3	
19	2	471 9006-61	Cable clamp	Fixation câbles	3	
20	10	471 8760-01	Block	Cale	3	
21	2	471 8760-02	End support	Support	3	
22	1	767 5104-12	Contacteur	Relais	1,2	
	1	767 5104-12	Contacteur	Relais	1,2	K2-30
23	1	438 4244-01	Cover	Couvercle	3	
24	1	762 1191-10	Grommet	Oeillet	3	DS,HW
	1	762 1209-10	Grommet	Oeillet	3	EL,DS,HW
25	1	471 7967-01	Bushing	Douille	3	
26	1	438 4361-01	Switch	Commutateur	3	Complete
27	1	438 0650-01	•Cover plate	•Plaque recouvrement	3	
28	2	438 0651-01	•Mounting plate	•Plaque de montage	3	
29	4	734 1136-01	•Washer	•Rondelle	3	BRB 4,3X9
30	4	732 2112-01	Locking nut	Contre-écrou	3	M4
31	1	471 9675-01	•Switch	•Commutateur	1,2	
32	1	471 9659-01	•Switch	•Commutateur	1,2	
33	1	471 8994-01	•Printed circuit board	•Circuit imprimé	1	
34	4	471 7958-01	•Support	•Support	3	
35	6	471 9649-01	•Relay	•Relais	1,2	
36	1	471 7685-01	Sign	Signe	3	English
	1	471 7685-07	Sign	Signe	3	French
	1	471 7685-09	Sign	Signe	3	Spanish
37	1	471 9528-01	RC-protection	Protection RC	1	
38	1	471 7570-50	Damper	Amortisseur	3	



**EX-22FC 95/8506-**

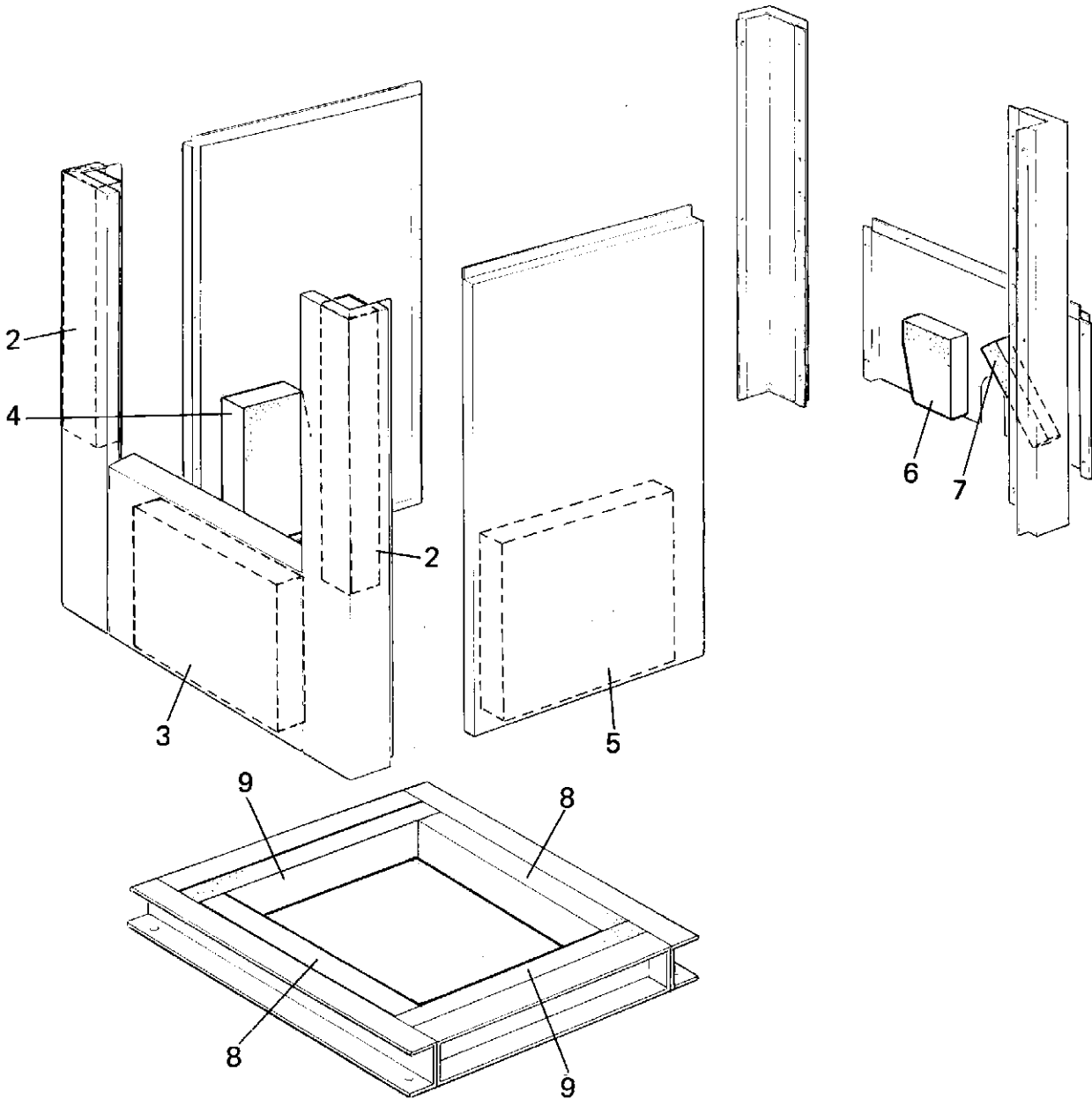
**Components**

**Composants**

Illustration    Issue    Month    Year  
Schéma        Issue    Month    Year  
**101396        2        10        1996**

Item Article	Qua. Qua.	Art.No Réf. article	Description	Description	Info Info	Notes Remarques
1	1	438 0355-02	Mounting plate	Plaque de montage	3	
2	1	438 0358-02	Cover	Couvercle	3	
3	2	471 8756-01	Fuse holder	Porte-fusible	1	5X20 MM
4	2	471 8756-51	Insert	Insertion	1,2	5X20MM
	2	471 8756-52	Insert	Insertion	1,2	6,3X32MM,60Hz
5	2	471 8750-11	Fuse	Porte-fusible	1,2	1,25A
	2	471 9027-85	Fuse	Porte-fusible	1,2	60Hz
6	1	438 4245-01	Bracket	Pupitre	3	
7	2	471 8777-02	Circuit breaker	Fusible	1,2	
8						Not used
9	1	438 9636-02	Contactor	Relais	1,2	50Hz
	1	438 9636-03	Contactor	Relais	1,2	60Hz
10	1	471 9529-11	LC-filter	Filtre LC	1	
11	2	471 8778-01	Circuit breaker	Fusible	1,2	6A
12	1	471 9753-12	Printed circuit board	Circuit imprimé	1,2	Complete
13	1	471 9773-01	•Fan	•Ventilateur	1	
14	1	762 8203-55	•Fuse	•Porte-fusible	1,2	SLOW 1,25A
15	1	438 4363-01	•Prom	•Prom	1,2	
16	1	438 4243-01	Mounting plate	Plaque de montage	3	
17	1	471 8759-01	Block	Cale	3	
	1	471 8762-01	Block	Cale	3	3N AC
	1	471 8762-02	Block	Cale	3	3AC
18	1	471 7865-03	Cable clip	Pièce fixation câbles	3	
19	2	471 9006-61	Cable clamp	Fixation câbles	3	
20	10	471 8760-01	Block	Cale	3	
21	2	471 8760-02	End support	Support	3	
22	1	767 5104-12	Contactor	Relais	1,2	
	1	767 5104-12	Contactor	Relais	1,2	K2-30
23	1	438 4244-01	Cover	Couvercle	3	
24	1	762 1191-10	Grommet	Oeillet	3	DS,HW
	1	762 1209-10	Grommet	Oeillet	3	EL,DS,HW
25	1	471 7967-01	Bushing	Douille	3	
26	1	438 4361-01	Switch	Commutateur	3	Complete
27	1	438 0650-01	•Cover plate	•Plaque recouvrement	3	
28	2	438 0651-01	•Mounting plate	•Plaque de montage	3	
29	4	734 1136-01	•Washer	•Rondelle	3	BRB 4,3X9
30	4	732 2112-01	Locking nut	Contre-écrou	3	M4
31	1	471 9675-01	•Switch	•Commutateur	1,2	
32	1	471 9659-01	•Switch	•Commutateur	1,2	
33	1	471 8994-01	•Printed circuit board	•Circuit imprimé	1	
34	4	471 7958-01	•Support	•Support	3	
35	6	471 9649-01	•Relay	•Relais	1,2	
36	1	471 7685-01	Sign	Signe	3	English
	1	471 7685-02	Sign	Signe	3	German
	1	471 7685-03	Sign	Signe	3	Swedish
	1	471 7685-04	Sign	Signe	3	Danish
	1	471 7685-05	Sign	Signe	3	Norwegian
	1	471 7685-06	Sign	Signe	3	Finnish
	1	471 7685-07	Sign	Signe	3	French
	1	471 7685-08	Sign	Signe	3	Dutch
	1	471 7685-09	Sign	Signe	3	Spanish
	1	471 7685-10	Sign	Signe	3	ITALIEN
37	1	471 9528-01	RC-protection	Protection RC	1	
38	1	471 7570-50	Damper	Amortisseur	3	
39	1	471 9528-02	RC-protection	Protection RC	1,2	
40						Not used
41						Not used
42						Not used

1



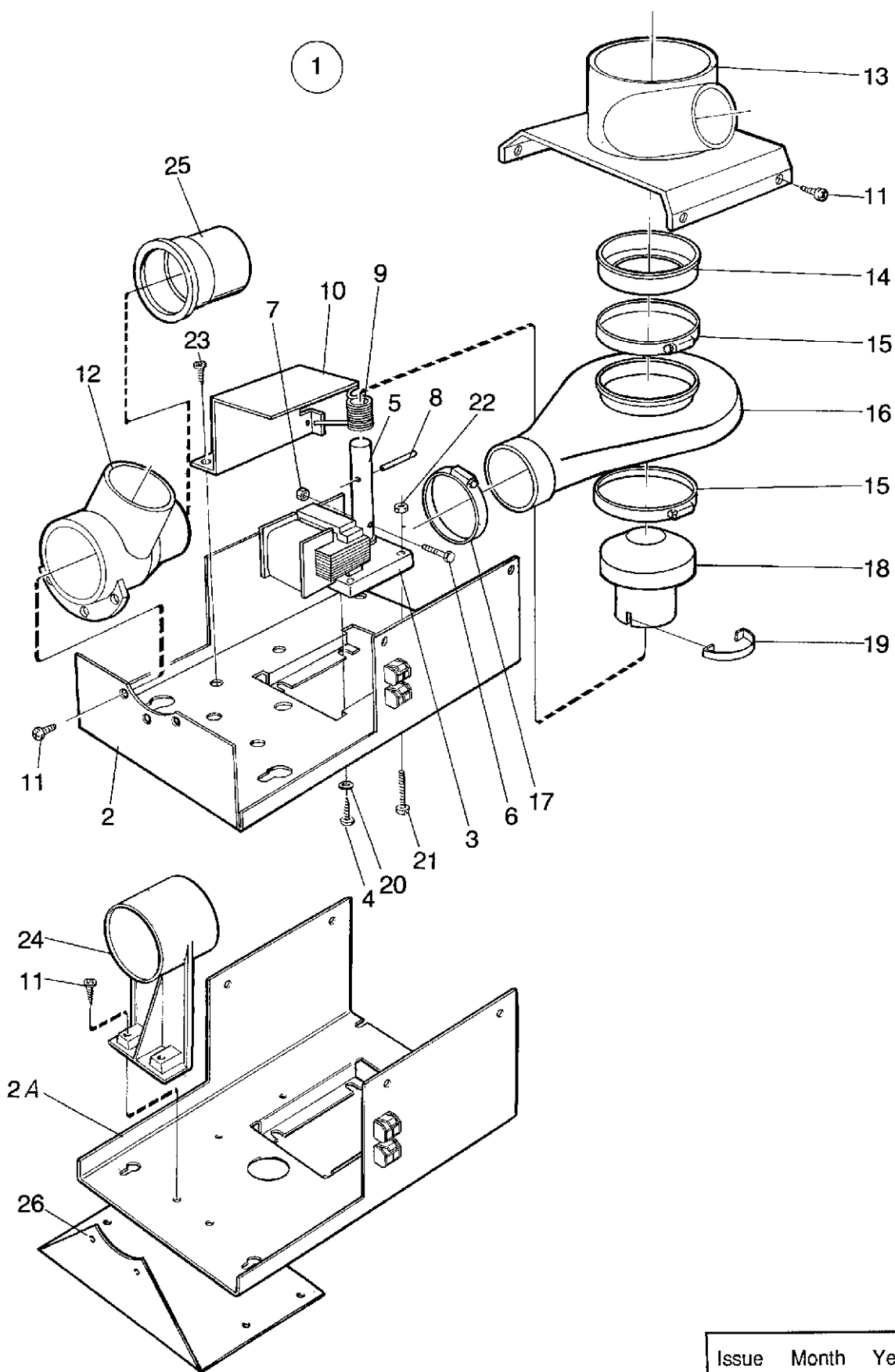
**EX-22,EX-22 HI-TEK,EX-22FC**

**Sound insulation**

**Isolant sonore**

Illustration Issue Month Year  
Schéma Issue Month Year  
**101373 1 10 1995**

Item Article	Qua. Qua.	Art.No Réf. article	Description	Description	Info Info	Notes Remarques
<b>1</b>	1	<b>472 9903-69</b>	Insulation	Isolation	3	
<b>2</b>	2	<b>471 7570-11</b>	•Shock absorber mat	•Tapis amortisseur chocs	3	
<b>3</b>	1	<b>471 7570-12</b>	•Shock absorber mat	•Tapis amortisseur chocs	3	
<b>4</b>	1	<b>471 7570-13</b>	•Shock absorber mat	•Tapis amortisseur chocs	3	
<b>5</b>	1	<b>471 7570-14</b>	•Shock absorber mat	•Tapis amortisseur chocs	3	
<b>6</b>	1	<b>471 7570-05</b>	•Shock absorber mat	•Tapis amortisseur chocs	3	
<b>7</b>	1	<b>471 7570-06</b>	•Shock absorber mat	•Tapis amortisseur chocs	3	
<b>8</b>	2	<b>471 7570-08</b>	•Shock absorber mat	•Tapis amortisseur chocs	3	
<b>9</b>	2	<b>471 7570-18</b>	•Shock absorber mat	•Tapis amortisseur chocs	3	



100562

Issue	Month	Year
01	10	88

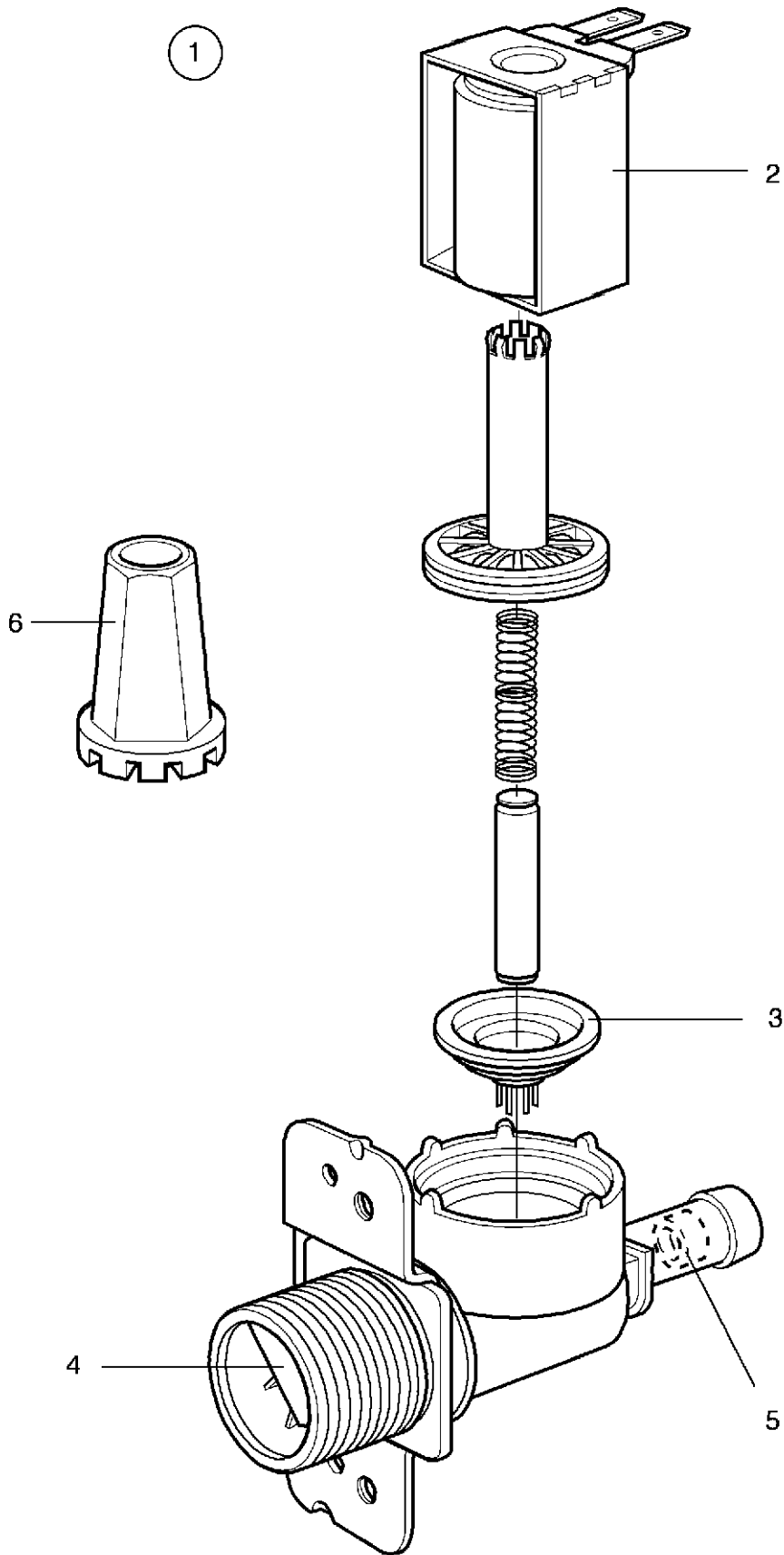
**EX-22,EX-22 HI-TEK,EX-22FC**

**Drain valve**

**Purgeur**

Illustration Issue Month Year  
Schéma Issue Month Year  
**100562 3 2 1993**

Item Article	Qua. Qua.	Art.No Réf. article	Description	Description	Info Info	Notes Remarques
<b>1</b>	1	<b>472 6020-00</b>	Drain valve	Purgeur	1	220V 50/60Hz 60-120 LITRES
	1	<b>472 6020-05</b>	Drain valve	Purgeur	1	220V 50/60Hz 70,152 AND 214 ETC.
	1	<b>472 6020-06</b>	Drain valve	Purgeur	1	115V 50/60Hz 70,152 AND 214 ETC.
	1	<b>472 6020-07</b>	Drain valve	Purgeur	1	100V 60Hz 70,152 AND 214 ETC.
	1	<b>472 6020-08</b>	Drain valve	Purgeur	1	220V 50/60Hz 325 LITRES
	1	<b>472 6020-10</b>	Drain valve	Purgeur	1	220V 50/60Hz 220 LITRES
<b>2</b>	1	<b>472 6018-00</b>	•Bracket	•Pupitre	3	WE/FLE
<b>2A</b>	1	<b>471 2908-01</b>	•Bracket	•Pupitre	3	W/FL
<b>3</b>	1	<b>471 9727-01</b>	•Motor	•Moteur	1,2	220V 50/60Hz
	1	<b>471 9727-02</b>	•Motor	•Moteur	1,2	120V
	1	<b>471 9727-03</b>	•Motor	•Moteur	1,2	100V 60Hz
<b>4</b>	3	<b>724 1323-01</b>	•Screw	•Vis	3	M5X8
<b>5</b>	1	<b>472 6016-00</b>	•Piston	•Piston	1	
<b>6</b>	1	<b>724 1295-01</b>	•Screw	•Vis	3	M4X20
<b>7</b>	1	<b>732 2112-01</b>	•Locking nut	•Contre-écrou	3	M4
<b>8</b>	1	<b>472 6017-00</b>	•Shaft	•Arbre	1	
<b>9</b>	1	<b>471 7804-01</b>	•Torsion spring	•Ressort rotatif	1,2	
<b>10</b>	1	<b>472 6195-01</b>	•Cover	•Couvercle	3	
<b>11</b>	6	<b>471 8317-01</b>	•Screw	•Vis	3	
<b>12</b>	1	<b>471 4521-01</b>	•Connection	•Flexible caoutchouc	1	
<b>13</b>	1	<b>472 6011-00</b>	•Hose connection	•Connexion flexible	3	
	1	<b>472 6011-01</b>	•Hose connection	•Connexion flexible	3	PLUGGED
<b>14</b>	1	<b>472 6012-00</b>	•Rubber ring	•Rondelle caoutchouc	1,2	
<b>15</b>	2	<b>471 7851-02</b>	•Hose clamp	•Attache flexible	3	
<b>16</b>	1	<b>472 6013-00</b>	•Hose	•Flexible	1,2	
<b>17</b>	1	<b>736 2840-51</b>	•Hose clamp	•Attache flexible	3	Ø50-63
<b>18</b>	1	<b>472 6015-00</b>	•Piston	•Piston	1	
<b>19</b>	1	<b>472 6147-00</b>	•Spring	•Ressort	1	-82/5050
<b>20</b>	2	<b>735 2146-01</b>	•Washer	•Rondelle	3	M5
<b>21</b>	1	<b>734 1303-01</b>	•Screw	•Vis	3	M4X40
<b>22</b>	1	<b>731 2312-01</b>	•Nut	•Écrou	3	M4
<b>23</b>	2	<b>729 5279-01</b>	•Screw	•Vis	3	RXS B6X9,5
<b>24</b>	1	<b>471 2903-01</b>	•Joint piece	•Raccord	3	
<b>25</b>	1	<b>472 6561-01</b>	•Connection	•Flexible caoutchouc	3	220 82/491-
<b>26</b>	1	<b>472 6549-01</b>	•Bracket	•Pupitre	3	220 82/491-





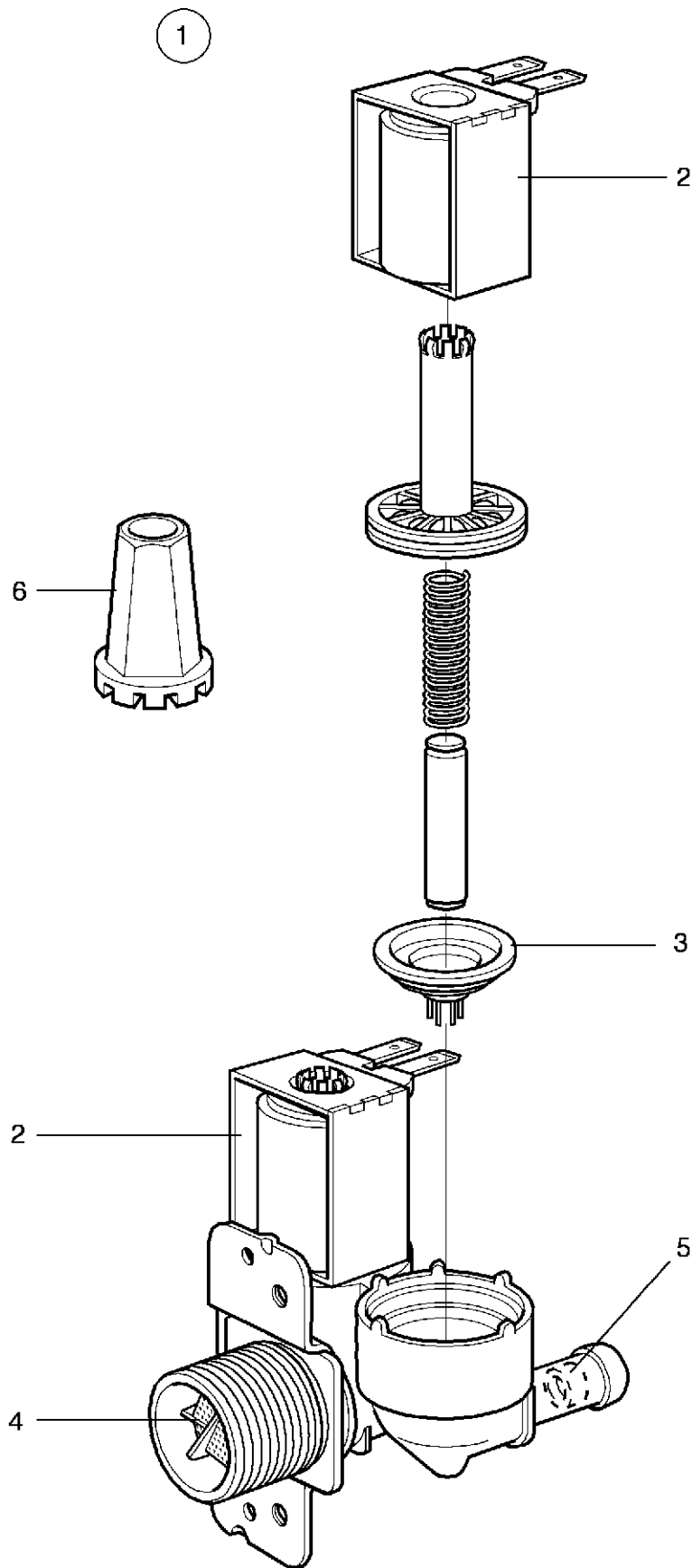
**EX-22 HI-TEK**

**Inlet valve 3/4", single**

**Soupape de admission 3/4", simple**

Illustration Issue Month Year  
Schéma Issue Month Year  
**100044 3 8 1991**

Item Article	Qua. Qua.	Art.No Réf. article	Description	Description	Info Info	Notes Remarques
<b>1</b>	1	<b>471 8234-01</b>	Valve	Soupape	1,2	208-240V 50Hz 1-way NITRIL COMPL. Restriction 5,5l/min
	1	<b>471 8234-04</b>	Valve	Soupape	1,2	208-240V 60Hz 1-way NITRIL COMPL. Restriction 5,5l/min
	1	<b>471 8234-02</b>	Valve	Soupape	1,2	50Hz 1-way NITRIL COMPL. RESTRICTION 20L/MIN
	1	<b>471 8234-05</b>	Valve	Soupape	1,2	60Hz 1-way NITRIL COMPL. RESTRICTION 20L/MIN
	1	<b>471 8234-08</b>	Valve	Soupape	1,2	EDPM 208-240V 60Hz Complete RESTRICTION 2,5L/MIN
	1	<b>471 8234-09</b>	Valve	Soupape	1,2	EPDM 208-240V 60Hz 1-way RESTRICTION 2,5L/MIN
	<b>2</b>	1	<b>471 6696-37</b>	•Coil	•Bobine	1,2
1		<b>471 6696-33</b>	•Coil	•Bobine	1,2	208-240V 60Hz
<b>3</b>	1	<b>471 8234-98</b>	•Diaphragm	•Diaphragme	1,2	NITRIL
	1	<b>471 8234-92</b>	•Diaphragm	•Diaphragme	1,2	EPDM
<b>4</b>	1	<b>471 8234-94</b>	•Filter	•Filtre	1	
<b>5</b>	1	<b>471 8234-95</b>	•Restrictor	•Réducteur de débit	1	2,5l/min
	1	<b>471 8234-96</b>	•Restrictor	•Réducteur de débit	1	5,5l/min
<b>6</b>	1	<b>471 4792-01</b>	Tool	Outil	1	



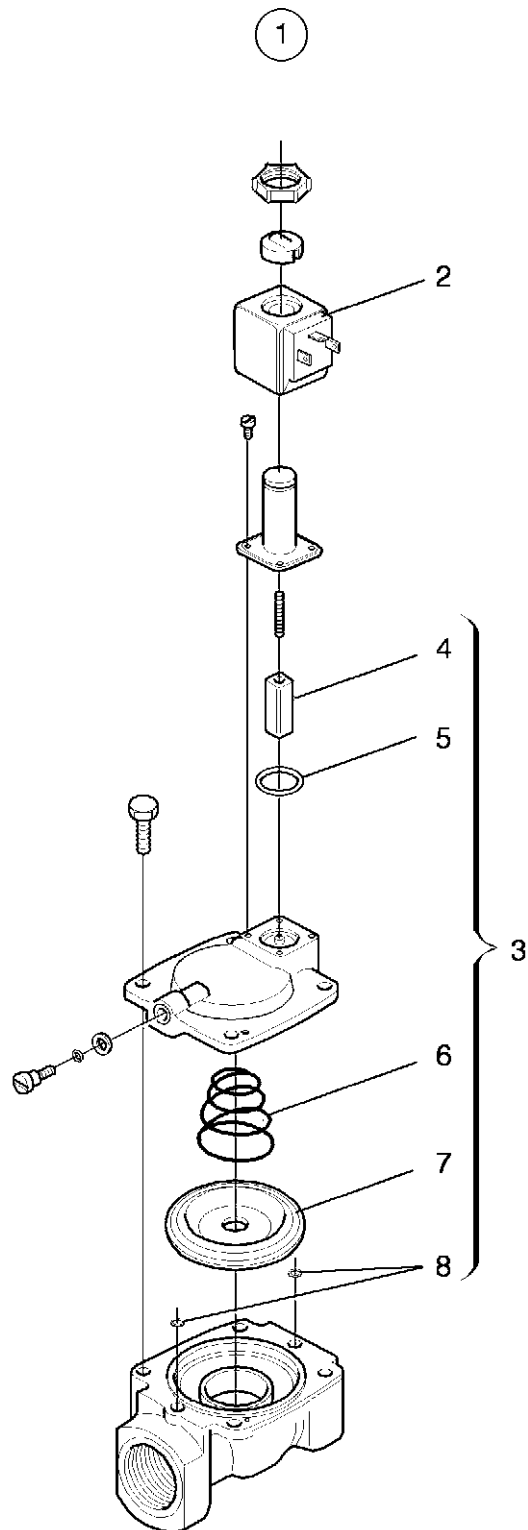
**EX-22,EX-22 HI-TEK,EX-22FC**

**Inlet valve 3/4", 2-way**

**Soupage de admission 3/4", 2 voies**

Illustration Issue Month Year  
Schéma Issue Month Year  
**100045 3 8 1991**

Item Article	Qua. Qua.	Art.No Réf. article	Description	Description	Info Info	Notes Remarques
<b>1</b>	1	<b>471 8235-01</b>	Valve	Soupage	1,2	NITRIL COMPL. RESTRICTION 20/20L/MIN
	1	<b>471 8235-09</b>	Valve	Soupage	1,2	208-240V 60Hz 2-way NITRIL COMPL. RESTRICTION 20/20L/MIN
	1	<b>471 8235-02</b>	Valve	Soupage	1,2	208-240V 50Hz 2-way NITRIL COMPL. RESTRICTION 5,5/20L/MIN
	1	<b>471 8235-02</b>	Valve	Soupage	1,2	208-240V 50Hz 2-way NITRIL COMPL. RESTRICTION 5,5/20L/MIN
	1	<b>471 8235-03</b>	Valve	Soupage	1,2	208-240V 50Hz NITRIL COMPL. RESTRICTION 20/2,5L/MIN
	1	<b>471 8235-12</b>	Valve	Soupage	1,2	208-240V 60Hz NITRIL COMPL. RESTRICTION 20/2,5L/MIN
	1	<b>471 8235-11</b>	Valve	Soupage	1,2	EPDM 208-240V 50Hz 2-way Complete RESTRICTION 20/20L/MIN
	1	<b>471 8235-04</b>	Valve	Soupage	1,2	EPDM 208-240V 60Hz 2-way USA COMPL. RESTRICTION 20/20L/MIN
	1	<b>471 8235-05</b>	Valve	Soupage	1,2	EPDM 208-240V 60Hz 2-way USA COMPL. RESTRICTION 5,5/20L/MIN
	1	<b>471 8235-06</b>	Valve	Soupage	1,2	EPDM 120V 60Hz Complete RESTRICTION 5,5/20L/MIN
	1	<b>471 8235-07</b>	Valve	Soupage	1,2	2-WAY, 120V 60Hz USA COMPL. RESTRICTION 20/20L/MIN
	1	<b>471 8235-15</b>	Valve	Soupage	1,2	NITRIL 120V 60Hz 2-way Complete RESTRICTION 20/20L/MIN
	1	<b>471 8235-14</b>	Valve	Soupage	1,2	NITRIL 120V 60Hz 2-way Complete RESTRICTION 5,5/20L/MIN
	1	<b>471 8235-08</b>	Valve	Soupage	1,2	208-240V 50Hz NITRIL COMPL. RESTRICTION 5,5/20L/MIN
	1	<b>471 8235-13</b>	Valve	Soupage	1,2	208-240V 60Hz 2-way NITRIL COMPL. RESTRICTION 5,5/10L/MIN
	1	<b>471 8235-20</b>	Valve	Soupage	1,2	NITRIL 120V 50Hz 2-way Complete RESTRICTION 20/20L/MIN
	1	<b>471 8235-21</b>	Valve	Soupage	1,2	NITRIL 120V 50Hz 2-way Complete RESTRICTION 5,5/20L/MIN
<b>2</b>	2	<b>471 6696-37</b>	•Coil	•Bobine	1,2	208-240V 50Hz
	2	<b>471 6696-33</b>	•Coil	•Bobine	1,2	208-240V 60Hz
	2	<b>471 6696-32</b>	•Coil	•Bobine	1,2	120V 60Hz
<b>3</b>	2	<b>471 8234-98</b>	•Diaphragm	•Diaphragme	1,2	NITRIL
	2	<b>471 8234-92</b>	•Diaphragm	•Diaphragme	1,2	EPDM
<b>4</b>	1	<b>471 8234-94</b>	•Filter	•Filtre	1	
<b>5</b>	1	<b>471 8234-95</b>	•Restrictor	•Réducteur de débit	1	2,5l/min
	1	<b>471 8234-96</b>	•Restrictor	•Réducteur de débit	1	5,5l/min
	1	<b>471 8234-97</b>	•Restrictor	•Réducteur de débit	1	10l/min
<b>6</b>	1	<b>471 4792-01</b>	Tool	Outil	1	



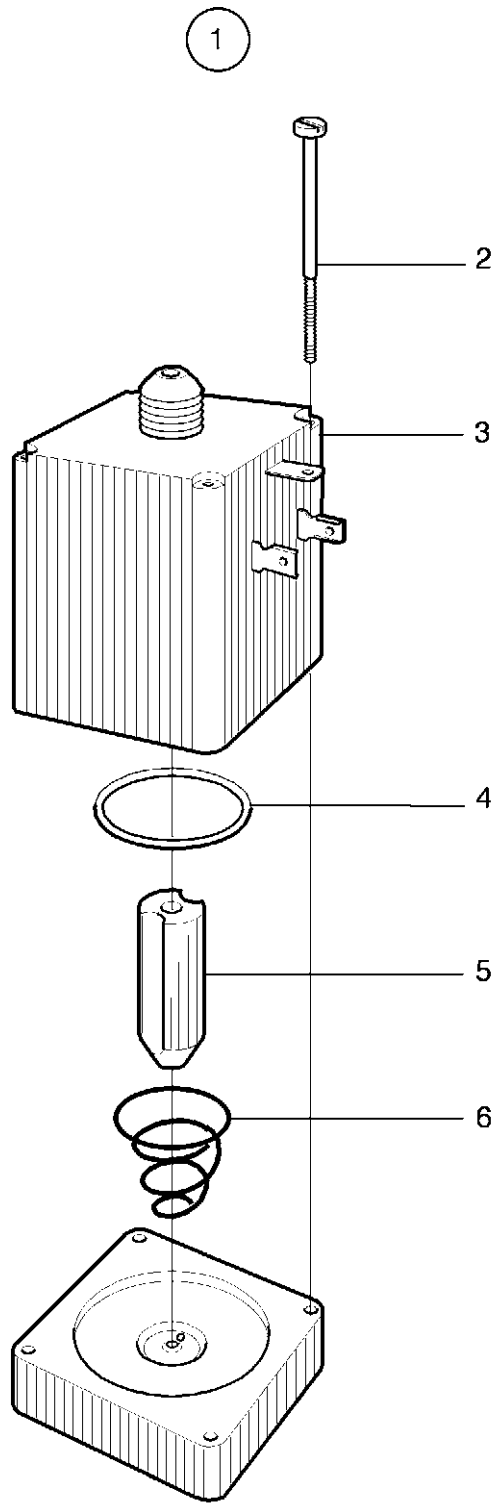
**EX-22,EX-22 HI-TEK,EX-22FC**

**Inlet valve 1/2", 3/4", 1", 1 1/4", 2"**

**Soupape de admission 1/2", 3/4", 1", 1 1/4", 2"**

Illustration	Issue	Month	Year
Schéma	Issue	Month	Year
<b>100568</b>	<b>1</b>	<b>3</b>	<b>1990</b>

Item Article	Qua. Qua.	Art.No Réf. article	Description	Description	Info Info	Notes Remarques	
<b>1</b>	1	<b>471 8210-02</b>	Valve	Soupape	1,2	1/2" 220-240V 50Hz Complete	
	1	<b>471 8210-63</b>	Valve	Soupape	1,2	60Hz Complete	
	1	<b>471 8210-03</b>	Valve	Soupape	1,2	1/2" 115V 60Hz Complete	
	1	<b>471 8210-12</b>	Valve	Soupape	1,2	3/4" 220-240V 50Hz COMPL.AO	
	1	<b>471 8210-11</b>	Valve	Soupape	1,2	3/4" 208-230V 60Hz Complete	
	1		Valve	Soupape	1,2	3/4" 115V 60Hz Complete	
	1	<b>471 8210-22</b>	Valve	Soupape	1,2	1" 220-240V 50Hz Complete	
	1	<b>471 8210-23</b>	Valve	Soupape	1,2	1" 220V 50/60Hz Complete	
	1	<b>471 8210-21</b>	Valve	Soupape	1,2	1" 208-230V 60Hz Complete	
	1		Valve	Soupape	1,2	3/4" 115V 60Hz Complete	
	1	<b>471 8210-32</b>	Valve	Soupape	1,2	1 1/4" 50Hz Complete	
	1	<b>471 8210-31</b>	Valve	Soupape	1,2	1 1/4" 60Hz Complete	
	1		Valve	Soupape	1,2	3/4" 115V 60Hz Complete	
	1	<b>471 8210-52</b>	Valve	Soupape	1,2	2", 50Hz Complete	
	1	<b>471 8210-51</b>	Valve	Soupape	1,2	2", 60Hz Complete	
	<b>2</b>	1	<b>471 6657-15</b>	•Coil	•Bobine	1,2	50Hz 220-240V 50Hz
		1	<b>471 6657-16</b>	•Coil	•Bobine	1,2	60Hz
1		<b>471 6657-17</b>	•Coil	•Bobine	1,2	115V 60Hz	
<b>3</b>	1	<b>471 6657-18</b>	•Repair kit	•Kit reconditionnement	1,2	1/2"	
	1	<b>471 6657-19</b>	•Repair kit	•Kit reconditionnement	1,2	3/4"	
	1	<b>471 6657-20</b>	•Repair kit	•Kit reconditionnement	1,2	1"	
	1	<b>471 6657-21</b>	•Repair kit	•Kit reconditionnement	1,2	1 1/4" 1 1/4"	
	1	<b>471 6695-95</b>	•Repair kit	•Kit reconditionnement	1,2	2"	
<b>4</b>		•Plunger	•Bobine mobile				
<b>5</b>		•O-ring	•Joint torique				
<b>6</b>		•Spring	•Ressort				
<b>7</b>		•Diaphragm	•Diaphragme				
<b>8</b>		•O-ring	•Joint torique				



**EX-22,EX-22 HI-TEK,EX-22FC**

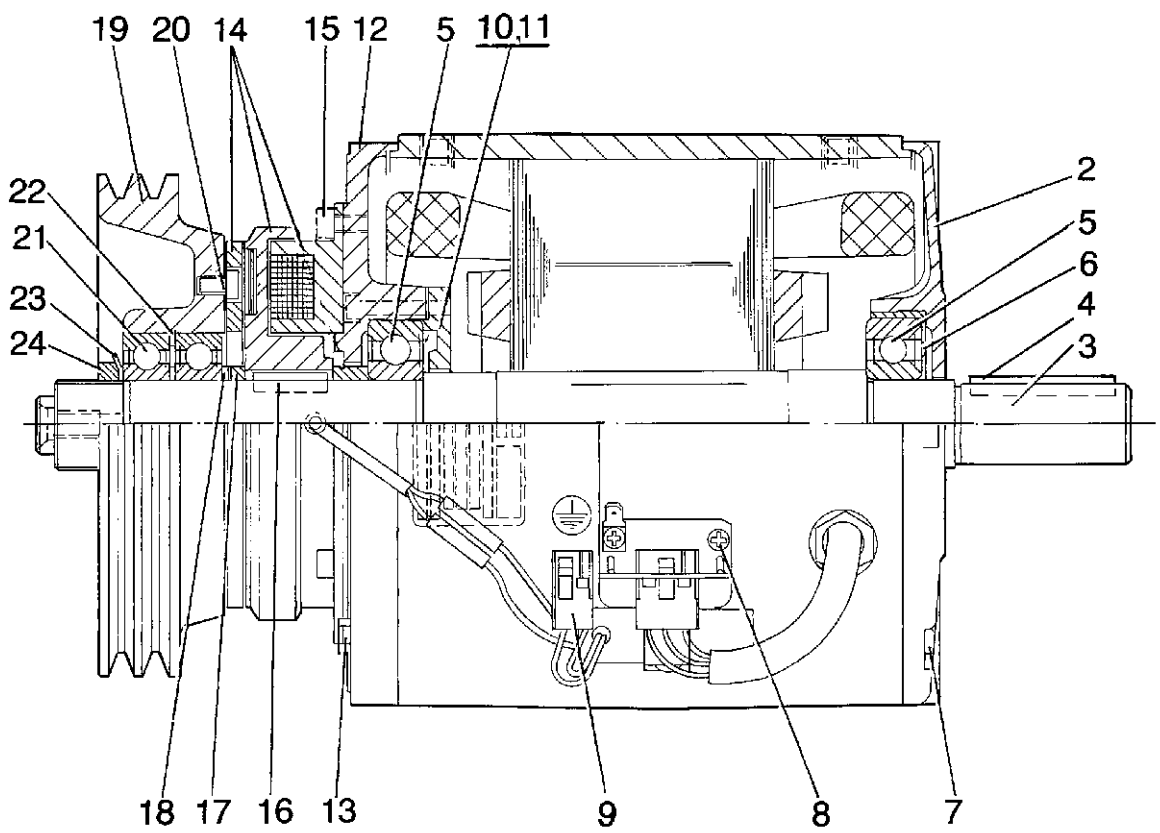
**Control valve**

Illustration	Issue	Month	Year
Schéma	Issue	Month	Year
<b>100806/2</b>	<b>1</b>	<b>3</b>	<b>1990</b>

**Soupape**

Item Article	Qua. Qua.	Art.No Réf. article	Description	Description	Info Info	Notes Remarques
<b>1</b>	1	<b>471 9202-32</b>	Solenoid valve	Électrovanne	1,2	50Hz
	1	<b>471 9202-33</b>	Solenoid valve	Électrovanne	1,2	60Hz
<b>2</b>	4	<b>471 6900-77</b>	•Screw	•Vis	3	
<b>3</b>	1	<b>471 6900-78</b>	•Coil	•Bobine	1,2	50Hz
	1	<b>471 6900-79</b>	•Coil	•Bobine	1,2	208-240V 60Hz
<b>4</b>	1	<b>471 6900-80</b>	•O-ring	•Joint torique	1,2	
<b>5</b>	1	<b>471 6900-82</b>	•Plunger	•Bobine mobile	1	
<b>6</b>	1	<b>471 6900-87</b>	•Valve housing	•Compartiment soupapes	3	

1





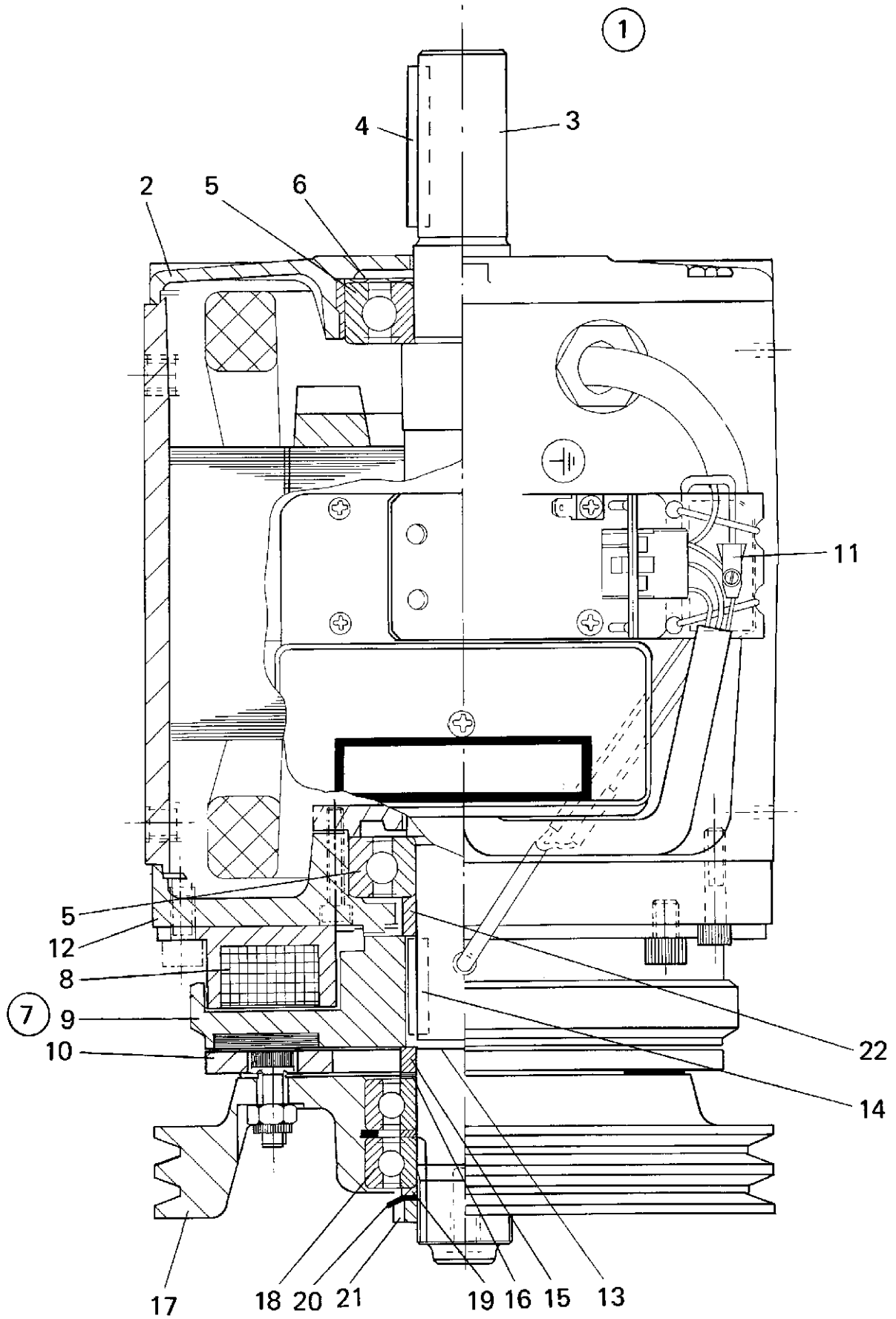
**EX-22 -85/1740**

**Centrifugal motor 1-speed**

**Moteur 1 vitesse**

Illustration Issue Month Year  
Schéma Issue Month Year  
**100584 3 8 1993**

Item Article	Qua. Qua.	Art.No Réf. article	Description	Description	Info Info	Notes Remarques
<b>1</b>	1	<b>471 9721-01</b>	Motor	Moteur	002	380-415V 50Hz
	1	<b>471 9721-02</b>	Motor	Moteur	002	208-240V 60Hz
	1	<b>471 9721-04</b>	Motor	Moteur	1,2	440-480V 60Hz
	1	<b>471 9721-06</b>	Motor	Moteur	1,2	220/380V 50Hz
<b>2</b>	1	<b>471 6684-77</b>	•End shield	•Flasque du moteur	3	
<b>3</b>	1	<b>471 6684-78</b>	•Shaft	•Arbre	3	
<b>4</b>	1	<b>471 6684-75</b>	•Wedge	•Poulie courroie V	3	
<b>5</b>	2	<b>738 2306-32</b>	•Ball bearing	•Roulement à billes	1	
<b>6</b>	1	<b>471 6684-72</b>	•Spring washer	•Rondelle à ressort	3	
<b>7</b>	4	<b>725 2370-51</b>	•Screw	•Vis	3	M6X20
<b>8</b>	2	<b>729 5709-01</b>	•Screw	•Vis	3	RXK B6X6,5
<b>9</b>	1	<b>471 6696-06</b>	•Rectifier	•Redresseur	1	
<b>10</b>	1	<b>471 6684-67</b>	•Bearing cover	•Chapeau de palier	3	
<b>11</b>	RQ	<b>725 5335-01</b>	•Screw	•Vis	3	MCS 65X30
<b>12</b>	1	<b>471 6684-68</b>	•End shield	•Flasque du moteur	3	
<b>13</b>	4	<b>725 2374-51</b>	•Screw	•Vis	3	M6X30
<b>14</b>	1	<b>472 6720-01</b>	•Connection	•Embrayage	1,2	Complete
<b>15</b>	RQ	<b>725 5366-01</b>	•Screw	•Vis	3	M6X12
<b>16</b>	1	<b>471 6684-73</b>	•Wedge	•Poulie courroie V	3	
<b>17</b>	1	<b>471 6684-74</b>	•Sleeve	•Manchon	3	
<b>18</b>	RQ	<b>471 6684-78</b>	•Shaft	•Arbre	3	
<b>19</b>	1	<b>472 6521-01</b>	•Pulley	•Poulie	1	
<b>20</b>	RQ	<b>725 5364-01</b>	•Screw	•Vis	1	MC6S 6X10
<b>21</b>	2	<b>738 2206-17</b>	•Ball bearing	•Roulement à billes	1	
<b>22</b>	1	<b>735 3143-11</b>	•C-clamp	•Presse à main	3	
<b>23</b>	1	<b>471 6684-71</b>	•Lock washer	•Rondelle d'arrêt	3	
<b>24</b>	1	<b>471 6684-70</b>	•Nut	•Écrou	3	



Issue	Month	Year
02	06	93

**EX-22 HI-TEK,EX-22 85/1741-96/8984**

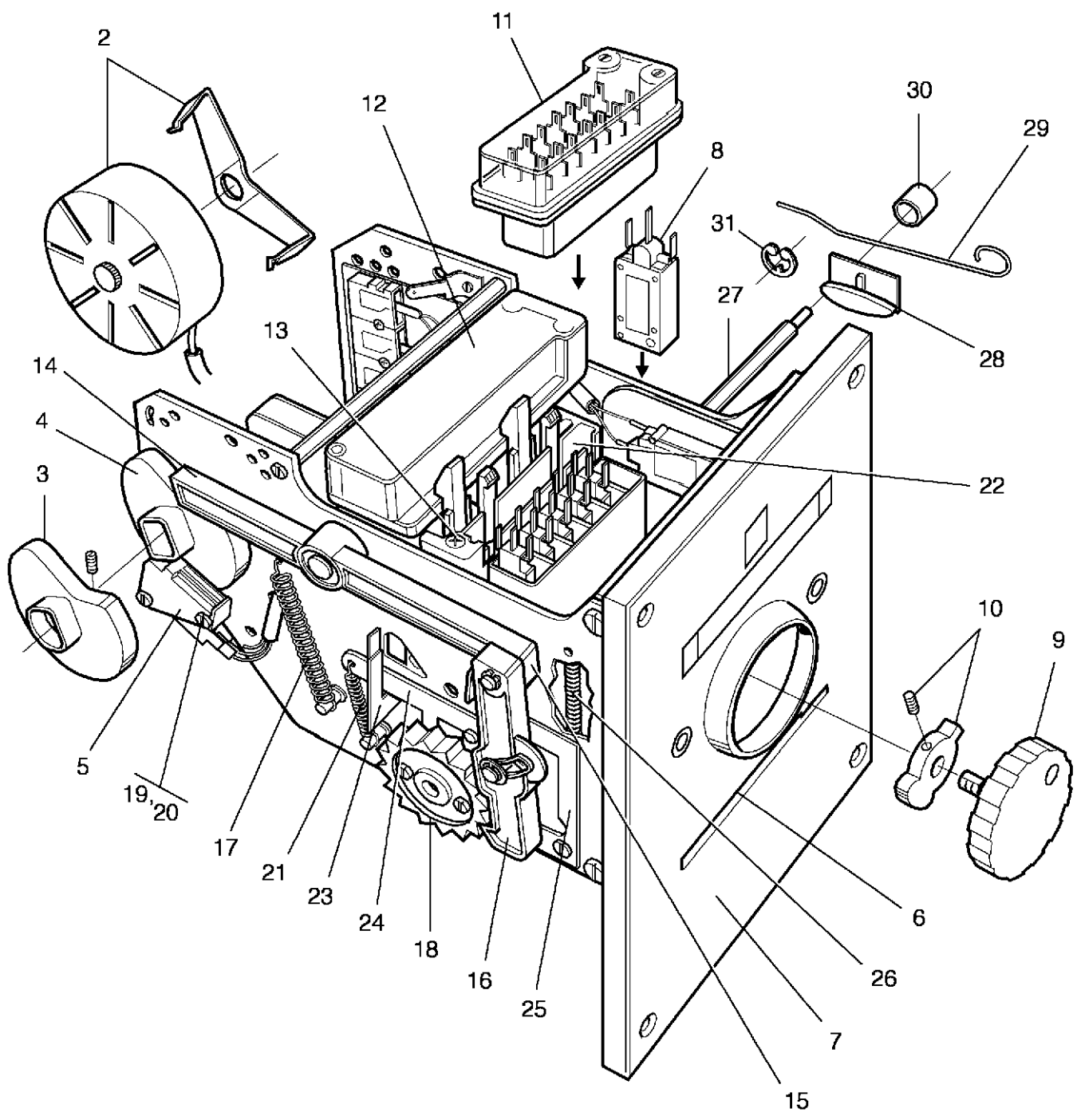
**Centrifugal motor 1-speed**

**Moteur 1 vitesse**

Illustration Issue Month Year  
Schéma Issue Month Year  
**100585 6 8 1996**

Item Article	Qua. Qua.	Art.No Réf. article	Description	Description	Info Info	Notes Remarques
<b>1</b>	1	<b>471 9721-08</b>	Motor	Moteur	1	208-240V 60Hz 85/1741-1840
	1	<b>471 9721-14</b>	Motor	Moteur	1	208-240V 60Hz 85/1841-
<b>2</b>	1	<b>471 6696-01</b>	•End shield	•Flasque du moteur	3	
<b>3</b>	1	<b>471 6696-02</b>	•Shaft	•Arbre	3	
<b>4</b>	1	<b>471 6696-03</b>	•Wedge	•Poulie courroie V	3	
<b>5</b>	2	<b>471 6696-04</b>	•Ball bearing	•Roulement à billes	1	
<b>6</b>	1	<b>471 6696-05</b>	•Spring washer	•Rondelle à ressort	3	
<b>7</b>	1	<b>471 9719-90</b>	•Connection	•Embrayage	3	
<b>8</b>	1	<b>471 9719-91</b>	•Magnet contact	•Contact magnétique	1,2	
<b>9</b>	1	<b>471 9719-92</b>	•Rotor	•Rotor	1	
<b>10</b>	1	<b>471 9719-93</b>	•Disc	•Disque	1	
<b>11</b>	1	<b>471 6696-06</b>	•Rectifier	•Redresseur	1	
<b>10</b>	RQ	<b>725 5335-01</b>	•Screw	•Vis	3	MCS 65X30
<b>12</b>	1	<b>471 6696-08</b>	•End shield	•Flasque du moteur	3	
<b>13</b>	3	<b>471 8519-13</b>	•Washer	•Rondelle	3	Ø42/30X0,1
<b>14</b>	1	<b>471 6696-09</b>	•Wedge	•Poulie courroie V	3	
<b>15</b>	1	<b>471 6696-10</b>	•Sleeve	•Manchon	3	
<b>16</b>	RQ	<b>471 6696-11</b>	•Ring	•Anneau	3	
<b>17</b>	1	<b>471 6696-12</b>	•Pulley	•Poulie	1	
<b>18</b>	2	<b>738 2206-17</b>	•Ball bearing	•Roulement à billes	1	
<b>19</b>	1	<b>471 6696-15</b>	•Ring	•Anneau	3	
<b>20</b>	1	<b>471 6696-16</b>	•Lock washer	•Rondelle d'arrêt	3	MB6
<b>21</b>	1	<b>471 6696-17</b>	•Nut	•Écrou	3	M6
<b>22</b>	1	<b>471 6696-18</b>	•Sleeve	•Manchon	3	

1



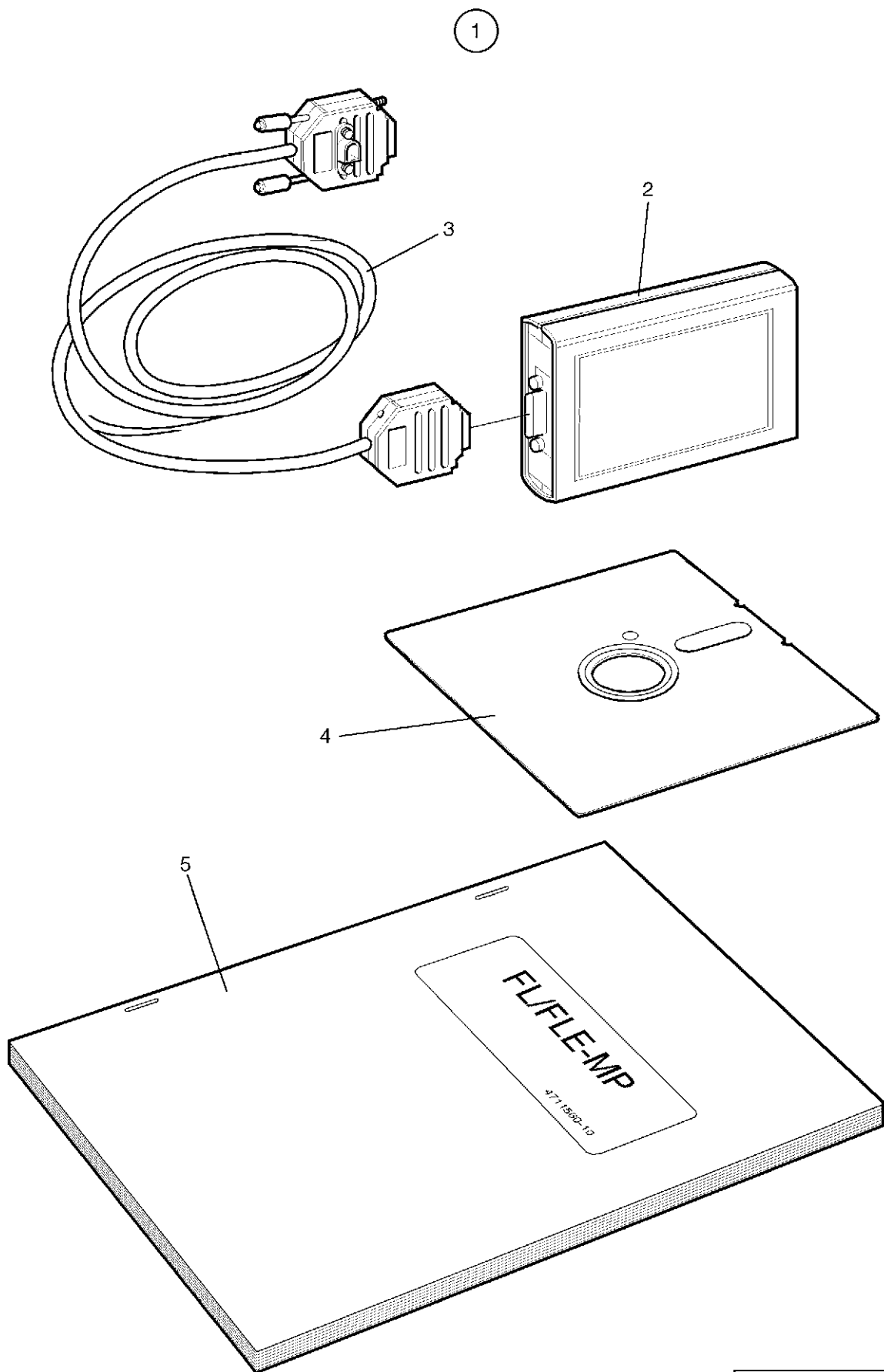
**EX-22,EX-22 HI-TEK**

**Card programmer**

**Programmateur cartes**

Illustration Issue Month Year  
Schéma Issue Month Year  
**100605/3 3 2 2003**

Item Article	Qua. Qua.	Art.No Réf. article	Description	Description	Info Info	Notes Remarques
			12 Track	12 Canaux		
			16 Track	16 Canaux		
<b>1</b>	1	<b>471 9207-07</b>	Card programmer	Programmateur cartes	1,2	50Hz Complete
		<b>471 9207-08</b>	Card programmer	Programmateur cartes	1,2	60Hz Complete
<b>2</b>	1	<b>471 6753-60</b>	•Motor	•Moteur	1,2	50Hz With gear
		<b>471 6753-61</b>	•Motor	•Moteur	1,2	60Hz With gear
<b>3</b>	1	<b>471 9044-86</b>	•Disc	•Disque	1	60 SEC
<b>4</b>	1	<b>471 9044-83</b>	•Disc	•Disque	1	30 SEC
<b>5</b>	1	<b>471 6527-30</b>	•Microswitch	•Microrupteur	1,2	
<b>6</b>	1	<b>471 9008-30</b>	•Program card	•Carte programme	1,2	80 STEPS
		<b>471 9200-78</b>	•Program card	•Carte programme	1,2	120 STEPS
<b>7</b>	1	<b>471 6753-79</b>	•Front panel	•Panneau avant	1	
<b>8</b>	12	<b>471 6527-12</b>	•Microswitch	•Microrupteur	1,2	
<b>9</b>	1	<b>471 6754-63</b>	•Knob	•Bouton	1	
<b>10</b>	1	<b>471 6754-64</b>	•Frame	•Châssis	1	WITH SCREW
<b>11</b>	1	<b>471 6527-10</b>	•Connector	•Connexion	3	FRONT
<b>12</b>	1	<b>471 6527-11</b>	•Connector	•Connexion	3	Rear
<b>13</b>	2	<b>471 9017-12</b>	•Screw	•Vis	3	
<b>14</b>	1	<b>471 6527-24</b>	•Arm	•Bras	1	
<b>15</b>	1	<b>471 6527-22</b>	•Washer	•Rondelle	3	
<b>16</b>	1	<b>471 6527-21</b>	•Arm	•Bras	1	
<b>17</b>	1	<b>471 6527-29</b>	•Spring	•Ressort	1	
<b>18</b>	2	<b>471 6527-26</b>	•Wheel	•Roue	1	
<b>19</b>	2	<b>471 6527-32</b>	•Screw	•Vis	3	
<b>20</b>	2	<b>471 9015-65</b>	•Nut	•Écrou	3	M3
<b>21</b>	1	<b>471 6527-28</b>	•Spring	•Ressort	1	
<b>22</b>	1	<b>471 6901-54</b>	•Cover	•Couvercle	3	
<b>23</b>	1	<b>471 6527-38</b>	•Spring clips	•Brides de ressort	3	
<b>24</b>	1	<b>471 6257-35</b>	•Catch	•Attache	3	Complete
<b>25</b>	1	<b>471 6527-34</b>	•Arm	•Bras	3	
<b>26</b>	1	<b>471 6527-20</b>	•Spring	•Ressort	1	
<b>27</b>	1	<b>471 6654-00</b>	•Roller	•Galet	3	
<b>28</b>	2	<b>471 6653-30</b>	•Bearing cage	•Cage de palier	3	
<b>29</b>	2	<b>471 6653-31</b>	•Spring	•Ressort	1	
<b>30</b>	2	<b>471 6653-32</b>	•Bearing	•Coussinet	3	
<b>31</b>	1	<b>735 3110-21</b>	C-clamp	Presse à main	3	
		<b>471 6666-96</b>	Test card	Carte d'essai	3	NOT SHOWN
		<b>471 8961-02</b>	Pliers	Pince	1	NOT SHOWN
	RQ	<b>471 6654-10</b>	Pin	Goupille	1	NOT SHOWN



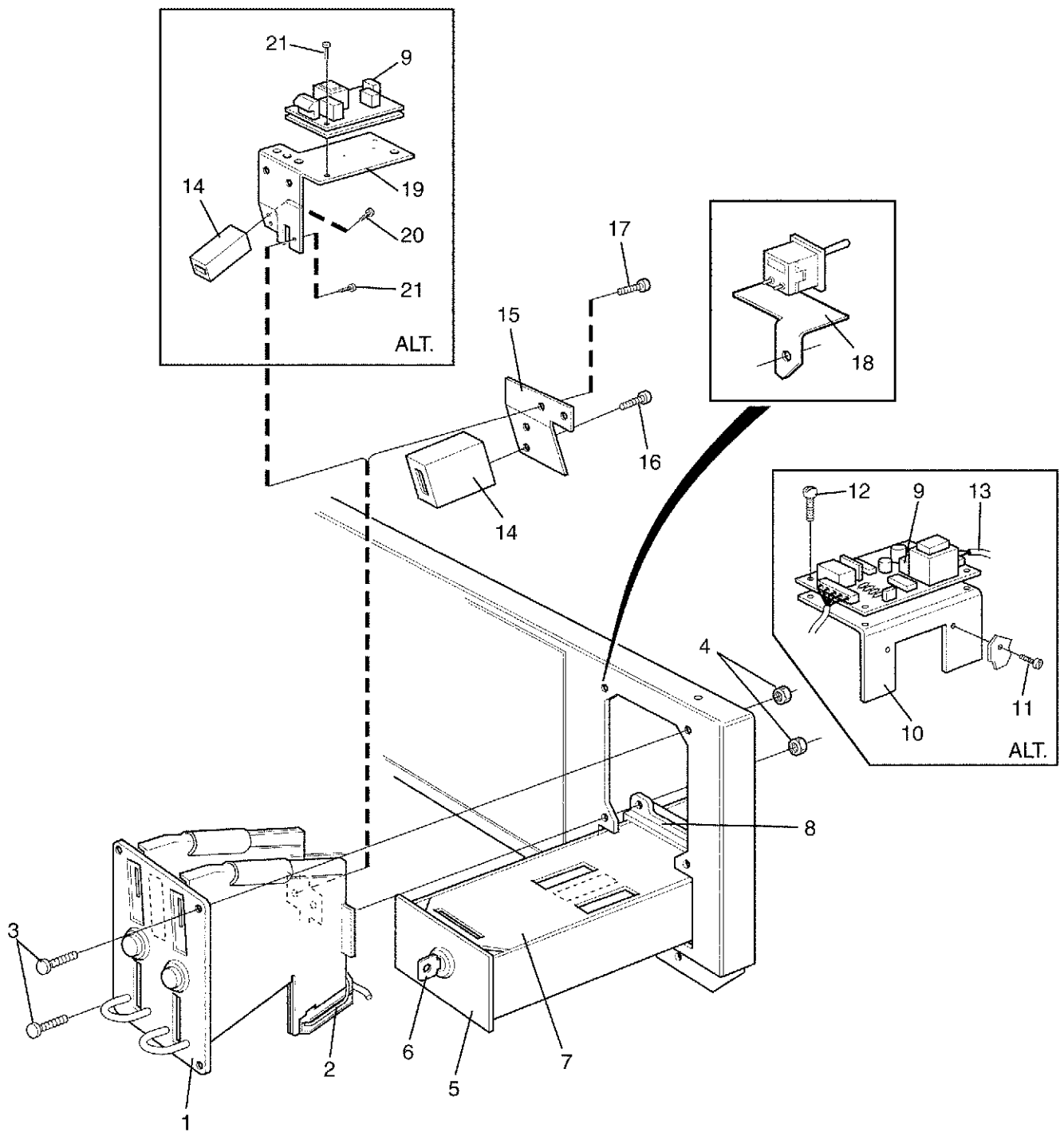
**EX-22 HI-TEK**

**Memory cartridge complete**

**Cassette de mémoire complet**

Illustration Issue Month Year  
Schéma Issue Month Year  
**100826 4 1 1992**

Item Article	Qua. Qua.	Art.No Réf. article	Description	Description	Info Info	Notes Remarques
<b>1</b>	1	<b>472 9900-27</b>	Memory cartridge	Cassette de mémoire	3	Swedish
	1	<b>472 9900-28</b>	Memory cartridge	Cassette de mémoire	3	English
	1	<b>472 9900-29</b>	Memory cartridge	Cassette de mémoire	3	German
	1	<b>472 9900-30</b>	Memory cartridge	Cassette de mémoire	3	French
	1	<b>472 9900-31</b>	Memory cartridge	Cassette de mémoire	3	Norwegian
	1	<b>472 9900-52</b>	Memory cartridge	Cassette de mémoire	3	Danish
	1	<b>472 9900-53</b>	Memory cartridge	Cassette de mémoire	3	Spanish
	1	<b>472 9900-54</b>	Memory cartridge	Cassette de mémoire	3	Finnish
	1	<b>472 9900-76</b>	Memory cartridge	Cassette de mémoire	3	Dutch
	<b>2</b>	1	<b>471 8980-01</b>	•Cassette	•Cassette	3
<b>3</b>	1	<b>471 7468-01</b>	•Cable	•Câble	3	
<b>4</b>	1	<b>471 9533-02</b>	•Diskette	•Disquette	3	
<b>5</b>	1	<b>471 1560-10</b>	•Instruction manual	•Manuel d'utilisation	3	Swedish
	1	<b>471 1560-11</b>	•Instruction manual	•Manuel d'utilisation	3	English
	1	<b>471 1560-12</b>	•Instruction manual	•Manuel d'utilisation	3	German
	1	<b>471 1560-13</b>	•Instruction manual	•Manuel d'utilisation	3	French
	1	<b>471 1560-14</b>	•Instruction manual	•Manuel d'utilisation	3	Spanish
	1	<b>471 1560-15</b>	•Instruction manual	•Manuel d'utilisation	3	Danish
	1	<b>471 1560-16</b>	•Instruction manual	•Manuel d'utilisation	3	Finnish
	1	<b>471 1560-17</b>	•Instruction manual	•Manuel d'utilisation	3	Norwegian
1	<b>471 1560-18</b>	•Instruction manual	•Manuel d'utilisation	3	Dutch	





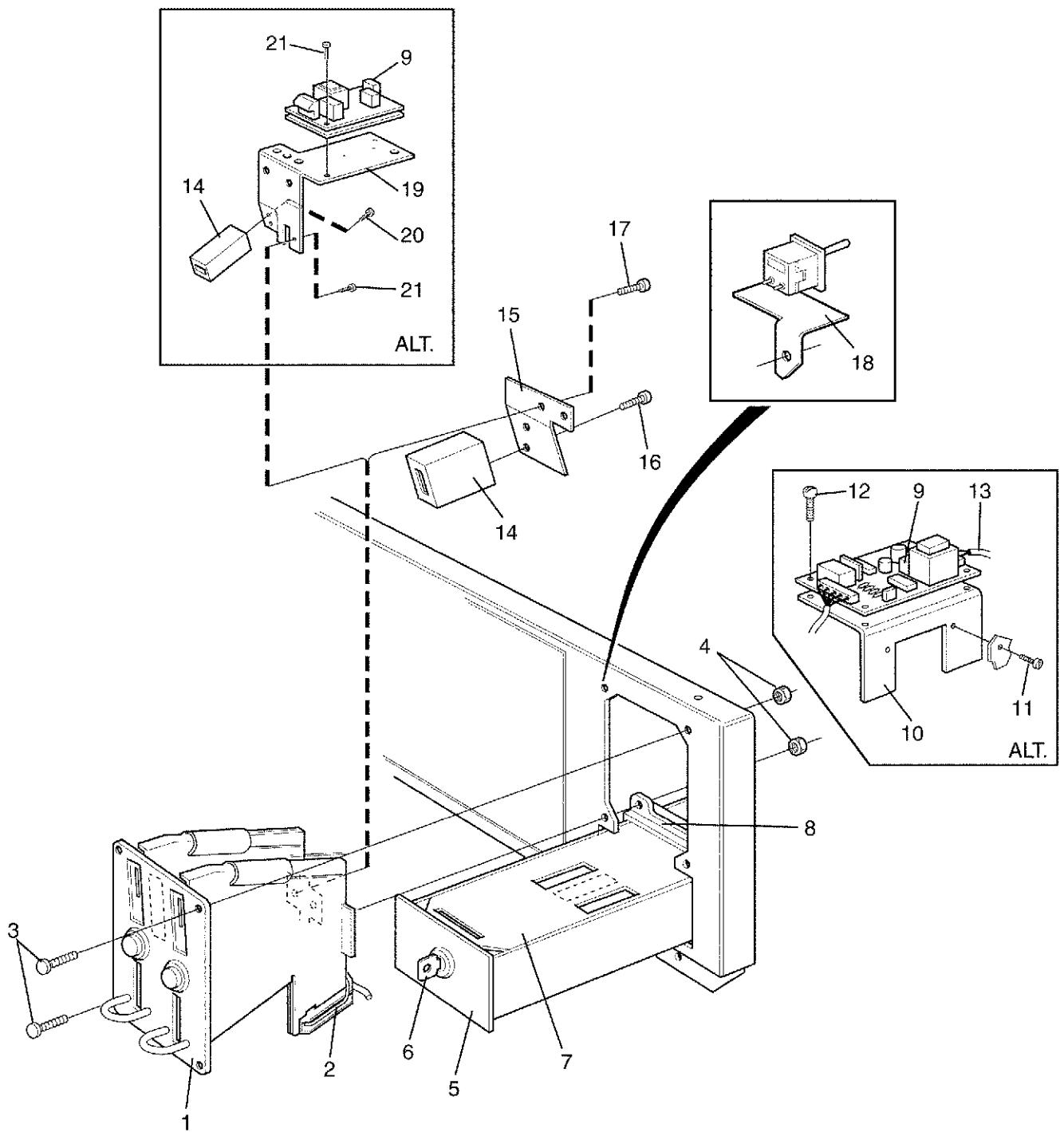
**EX-22**

**Electronic coin meter**

**Monnayeur électronique**

Illustration    Issue    Month    Year  
Schéma        Issue    Month    Year  
**100666/2    5        8        1990**

Item Article	Qua. Qua.	Art.No Réf. article	Description	Description	Info Info	Notes Remarques
<b>1</b>	1	<b>471 8910-02</b>	Coin meter	Monnayeur	3	1 COIN, 1 SEK/NKR
	1	<b>471 8910-03</b>	Coin meter	Monnayeur	3	1 COIN, 1 DKR
	1	<b>471 8910-04</b>	Coin meter	Monnayeur	3	1 COIN, 5 NKR
	1	<b>471 8910-05</b>	Coin meter	Monnayeur	3	
	1	<b>471 8910-07</b>	Coin meter	Monnayeur	3	1 COIN, 100 YEN
	1	<b>471 8910-08</b>	Coin meter	Monnayeur	3	1 TOKEN 22,5X1,5 MM
	1	<b>471 8910-09</b>	Coin meter	Monnayeur	3	1 TOKEN, 22,35X1,6 MM
	1	<b>471 8910-11</b>	Coin meter	Monnayeur	3	1 TOKEN, 26,0X2,1 MM
	1	<b>471 8910-12</b>	Coin meter	Monnayeur	3	1 COIN, 10 DKR
	1	<b>471 8910-17</b>	Coin meter	Monnayeur	3	1 TOKEN, 19,0X1,0 MM
	1	<b>471 8910-19</b>	Coin meter	Monnayeur	3	
	1	<b>471 8910-20</b>	Coin meter	Monnayeur	3	1 TOKEN, 25,7X1,6 MM
	1	<b>471 8910-21</b>	Coin meter	Monnayeur	3	1 TOKEN, 24,3X1,5 MM
	1	<b>471 8910-26</b>	Coin meter	Monnayeur	3	1 TOKEN, 24,4X1,7 MM
	1	<b>471 8910-25</b>	Coin meter	Monnayeur	3	1 TOKEN, 19,0X1,5 MM
	1	<b>471 8910-89</b>	Coin meter	Monnayeur	3	1 TOKEN, NYBORG 22,5X2,0
	1	<b>471 8910-06</b>	Coin meter	Monnayeur	3	1 BATAK P
	1	<b>471 8910-27</b>	Coin meter	Monnayeur	3	5 DKR
	1	<b>471 8910-85</b>	Coin meter	Monnayeur	3	5 DKR NEW
	1	<b>471 8910-29</b>	Coin meter	Monnayeur	3	50 CENT MALAYSIA
	1	<b>471 8910-32</b>	Coin meter	Monnayeur	3	1 FF
	1	<b>471 8910-33</b>	Coin meter	Monnayeur	3	1 RAND
	1	<b>471 8910-35</b>	Coin meter	Monnayeur	3	1 IKR
	1	<b>471 8910-36</b>	Coin meter	Monnayeur	3	5 SEK
	1	<b>471 8910-37</b>	Coin meter	Monnayeur	3	50 NEW CENT SINGAPORE
	1	<b>471 8910-38</b>	Coin meter	Monnayeur	3	25 CENT US
	1	<b>471 8910-40</b>	Coin meter	Monnayeur	3	25 CENT NL
	1	<b>471 8910-58</b>	Coin meter	Monnayeur	3	1 DOLLAR MACAU
	1	<b>471 8910-62</b>	Coin meter	Monnayeur	3	1 WON KOREA
	1	<b>471 8910-64</b>	Coin meter	Monnayeur	3	5 DM
1	<b>471 8910-88</b>	Coin meter	Monnayeur	3	1+5 DM	
1	<b>471 8910-65</b>	Coin meter	Monnayeur	3	10 FF	
1	<b>471 8910-70</b>	Coin meter	Monnayeur	3	25 CENT CDN	
1	<b>471 8910-73</b>	Coin meter	Monnayeur	3	5 DOLLAR HONG KONG	
1	<b>471 8910-74</b>	Coin meter	Monnayeur	3	10 DOLLAR TAIWAN	
1	<b>471 8910-78</b>	Coin meter	Monnayeur	3	10 FF	
1	<b>471 8910-79</b>	Coin meter	Monnayeur	3	10 DKR	
1	<b>471 8910-10</b>	Coin meter	Monnayeur	3	1 TOKEN, 24,3X1,5 MM	
1	<b>471 8910-13</b>	Coin meter	Monnayeur	3	1 TOKEN, 28,8X1,9 MM	
1	<b>471 8910-14</b>	Coin meter	Monnayeur	3	1 TOKEN, 23,5X1,7 MM	
1	<b>471 8910-15</b>	Coin meter	Monnayeur	3	1 TOKEN, 27,4X1,6 MM	
1	<b>471 8910-16</b>	Coin meter	Monnayeur	3	1 TOKEN, 25,8X1,7 MM	
1	<b>471 8910-22</b>	Coin meter	Monnayeur	3	1 TOKEN 22,0X1,5 MM WASHCENTER	
1	<b>471 8910-30</b>	Coin meter	Monnayeur	3	1 TOKEN 21,0X1,85 MM AEG	



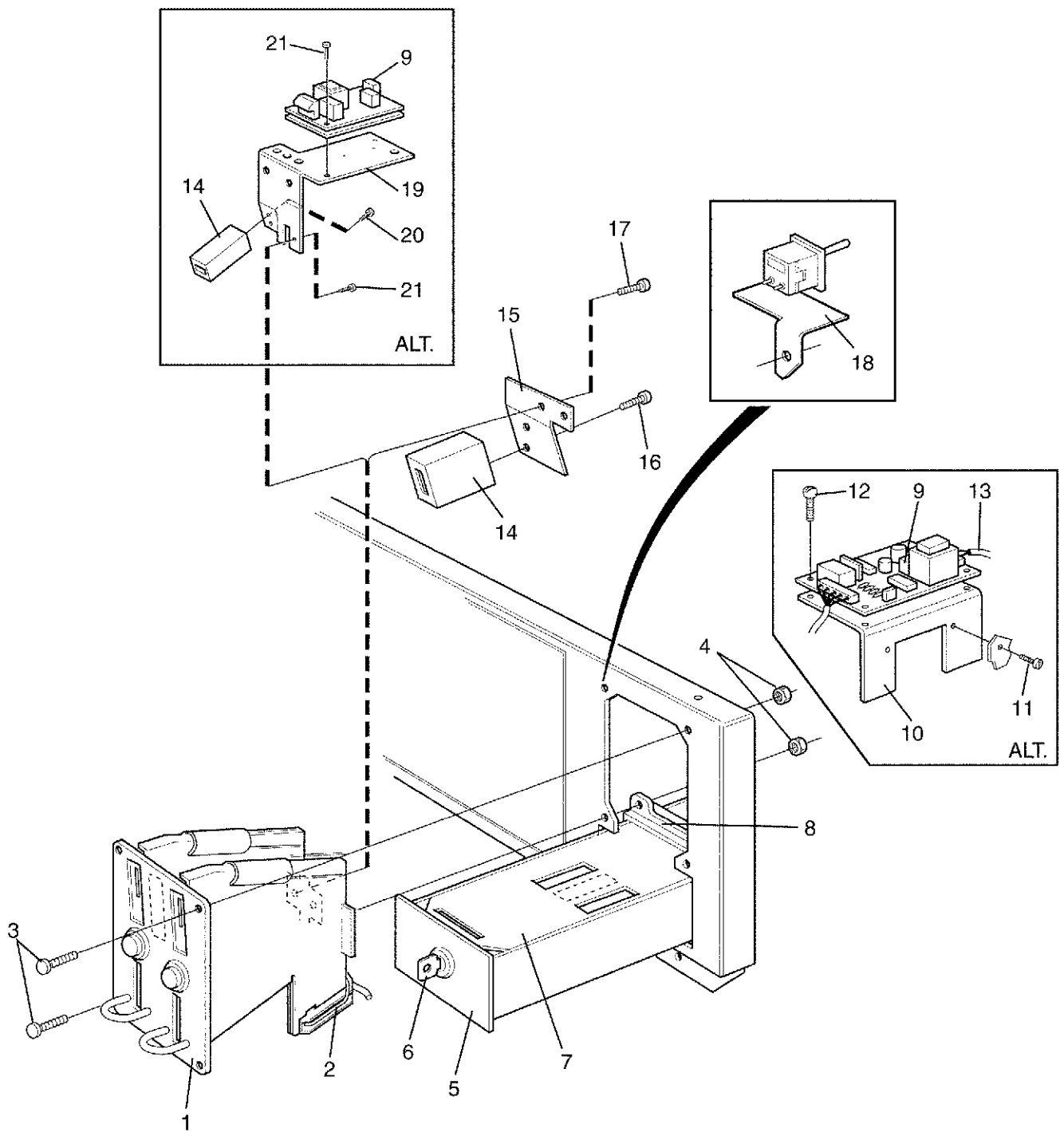
**EX-22**

**Electronic coin meter**

**Monnayeur électronique**

Illustration Issue Month Year  
Schéma Issue Month Year  
**100666/2 5 8 1990**

Item Article	Qua. Qua.	Art.No Réf. article	Description	Description	Info Info	Notes Remarques
<b>1</b>	1	<b>471 8910-31</b>	Coin meter	Monnayeur	3	1 TOKEN 23,1X1,1 MM
	1	<b>471 8910-34</b>	Coin meter	Monnayeur	3	1 TOKEN 24,3X1,5 MM
	1	<b>471 8910-39</b>	Coin meter	Monnayeur	3	1 TOKEN 23,7X1,6 MM
	1	<b>471 8910-57</b>	Coin meter	Monnayeur	3	1 TOKEN, MÜLLER, 25,0X2, 0MM
	1	<b>471 8910-59</b>	Coin meter	Monnayeur	3	1 TOKEN, MICROMATIC 24,4X1, 8
	1	<b>471 8910-92</b>	Coin meter	Monnayeur	3	1 TOKEN 25,0X1,85 MM
	1	<b>471 8910-93</b>	Coin meter	Monnayeur	3	1 TOKEN 23,8X1,8 MM
	1	<b>471 8910-24</b>	Coin meter	Monnayeur	3	1 TOKEN 25,0X1,8 MM
	1	<b>471 8910-23</b>	Coin meter	Monnayeur	3	
	1	<b>471 8910-41</b>	Coin meter	Monnayeur	3	2 COINS, 10+25 CENT US
	1	<b>471 8910-42</b>	Coin meter	Monnayeur	3	2 COINS, 10+50 NEW PENCE GB
	1	<b>471 8910-43</b>	Coin meter	Monnayeur	3	2 COINS, 1+5 DKR
	1	<b>471 8910-86</b>	Coin meter	Monnayeur	3	2 COINS 1+5 DKR NEW
	1	<b>471 8910-44</b>	Coin meter	Monnayeur	3	2 COINS, 1+5 NKR
	1	<b>471 8910-45</b>	Coin meter	Monnayeur	3	2 COINS, 1+10 NKR
	1	<b>471 8910-46</b>	Coin meter	Monnayeur	3	2 COINS, 2+10 FF
	1	<b>471 8910-47</b>	Coin meter	Monnayeur	3	2 COINS, 5+10 FF
	1	<b>471 8910-48</b>	Coin meter	Monnayeur	3	2 COINS, 25+25 CENT US
	1	<b>471 8910-49</b>	Coin meter	Monnayeur	3	2 COINS, 5+10 NKR
	1	<b>471 8910-50</b>	Coin meter	Monnayeur	3	
	1	<b>471 8910-51</b>	Coin meter	Monnayeur	3	2 COINS, 50+10 YEN
	1	<b>471 8910-52</b>	Coin meter	Monnayeur	3	2 COINS, 1+5 FF
	1	<b>471 8910-53</b>	Coin meter	Monnayeur	3	
	1	<b>471 8910-54</b>	Coin meter	Monnayeur	3	2 COINS, 1+5 SEK
	1	<b>471 8910-55</b>	Coin meter	Monnayeur	3	2 COINS, 10 PENCE+1£ GB
	1	<b>471 8910-56</b>	Coin meter	Monnayeur	3	2 COINS, 20+50 PENCE GB
	1	<b>471 8910-61</b>	Coin meter	Monnayeur	3	
	1	<b>471 8910-66</b>	Coin meter	Monnayeur	3	2 COINS, 20 PENCE+1£ GB
	1	<b>471 8910-67</b>	Coin meter	Monnayeur	3	1+10 FF
	1	<b>471 8910-68</b>	Coin meter	Monnayeur	3	2+10 FF
	1	<b>471 8910-69</b>	Coin meter	Monnayeur	3	5+10 FF
	1	<b>471 8910-75</b>	Coin meter	Monnayeur	3	50 PENCE+1£ GB
	1	<b>471 8910-76</b>	Coin meter	Monnayeur	3	
	1	<b>471 8910-77</b>	Coin meter	Monnayeur	3	2 COINS, 5+10 DKR
1	<b>471 8910-87</b>	Coin meter	Monnayeur	3	2 COINS 5+10 DKR NEW	
1	<b>471 8910-81</b>	Coin meter	Monnayeur	3	2 COINS, 1+10 DKR	
1	<b>471 8910-82</b>	Coin meter	Monnayeur	3	2 COINS, 5+10 NKR	
1	<b>471 8910-83</b>	Coin meter	Monnayeur	3	2 COINS, 20+50 F BELGIAN	
1	<b>471 8910-84</b>	Coin meter	Monnayeur	3	2 COINS, 100+500 YEN	
<b>2</b>	2	<b>471 8910-91</b>	Sensor	Détecteur	1,2	
<b>3</b>	4	<b>471 8910-90</b>	Screw	Vis	3	
<b>4</b>	4	<b>731 2312-01</b>	Nut	Écrou	3	M4
<b>5</b>	1	<b>471 4591-01</b>	Coin box	Boîtier à jetons	3	Complete
<b>6</b>	1	<b>471 7829-01</b>	Lock	Serrure	1	



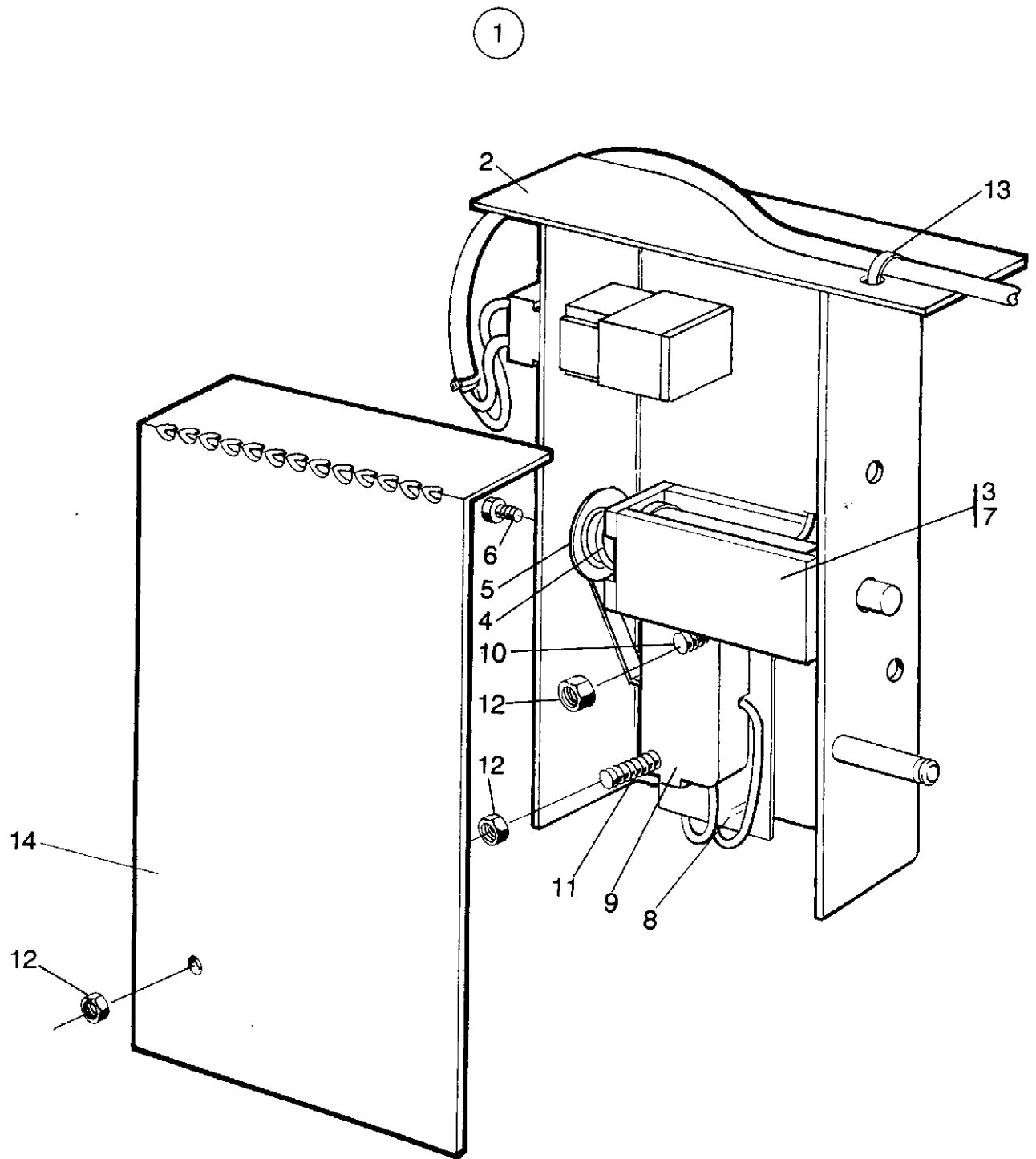
**EX-22**

**Electronic coin meter**

**Monnayeur électronique**

Illustration Issue Month Year  
Schéma Issue Month Year  
**100666/2 3 6 1995**

Item Article	Qua. Qua.	Art.No Réf. article	Description	Description	Info Info	Notes Remarques
7	1	471 4592-01	Cover	Couvercle	3	
	1	471 4592-02	Cover	Couvercle	3	
8	1	471 4596-01	Frame	Châssis	3	
9	1	471 8966-11	Counter	Compteur	1	1 Coin
	1	471 8966-12	Counter	Compteur	1	2 Coins
	1	471 8966-13	Counter	Compteur	1	120V ET-1311, 1 COIN
	1	471 8966-14	Counter	Compteur	1	120V ET-1312, 2 COINS
	1	471 8966-15	Counter	Compteur	1	220V ET-1312/2, 2 COINS
	1	471 8966-16	Counter	Compteur	1	120V ET-1312/2, 2 COINS
	1	471 8966-17	Counter	Compteur	1	220V ET-1312/3, 2 COINS
10	1	471 4707-01	Bracket	Pupitre	3	OLD DESIGN
11	2	725 2289-61	Screw	Vis	3	M4X10
12	1	471 4878-26	Cable set	Jeu de câbles	3	1 COIN
	1	471 4878-24	Cable set	Jeu de câbles	3	2 COINS
13	1	471 4878-25	Connection	Connexion	3	
14	1	472 7744-01	Coin counter	Compteur	1	220V
15	1	471 4763-01	Bracket	Support de montage	3	
16	2	724 1218-01	Screw	Vis	3	MRX 3X4
17	2	729 5225-01	Screw	Vis	3	RXS B4X9,5
18	1	471 4766-01	Switch	Commutateur	3	COMPL.GEN II
	1	471 4766-02	Switch	Commutateur	3	COMPL.GEN III
19	1	438 0286-01	Bracket	Pupitre	3	NEW DESIGN
20	2	724 1218-01	Screw	Vis	3	MRX 3X4
21	3	724 1226-61	Screw	Vis	3	M3X12



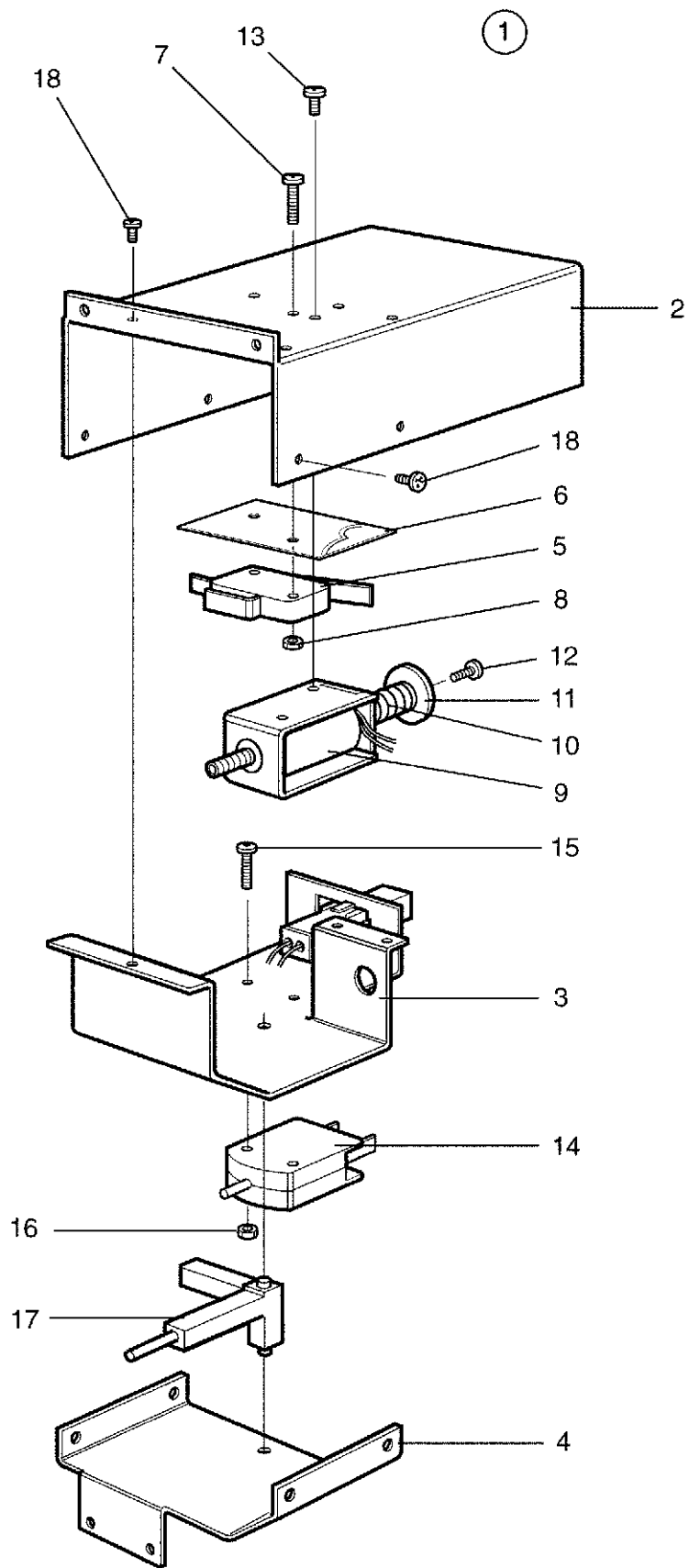
**EX-22 HI-TEK,EX-22 -91/5874**

**Door lock**

**Serrure de porte**

Illustration Issue Month Year  
Schéma Issue Month Year  
**100625 3 6 1991**

Item Article	Qua. Qua.	Art.No Réf. article	Description	Description	Info Info	Notes Remarques
<b>1</b>	1	<b>472 6146-10</b>	Locking unit	Unité verrouillage	1	Complete
<b>2</b>	1	<b>472 6166-01</b>	•Bracket	•Pupitre	3	
<b>3</b>	1	<b>471 9555-02</b>	•Coil	•Bobine	1,2	
<b>4</b>	1	<b>471 7803-08</b>	•Pressure spring	•Ressort de pression	1	
<b>5</b>	1	<b>471 8502-07</b>	•	•	3	
<b>6</b>	1	<b>724 1222-01</b>	•Screw	•Vis	3	M3X8
<b>7</b>	2	<b>724 1218-01</b>	•Screw	•Vis	3	MRX 3X4
<b>8</b>	1	<b>471 4564-01</b>	•Insulator	•Isolation	1	
<b>9</b>	3	<b>471 9603-07</b>	•	•	1,2	
<b>10</b>	1	<b>724 1228-01</b>	•Screw	•Vis	3	M3X16
<b>11</b>	1	<b>724 1234-01</b>	•Screw	•Vis	3	M3X30
<b>12</b>	3	<b>732 2110-01</b>	•Locking nut	•Contre-écrou	3	M3
<b>13</b>	2	<b>762 9105-05</b>	•Cable strap	•Serre-câble	3	
<b>14</b>	1	<b>472 6668-01</b>	•Cover	•Couvercle	3	





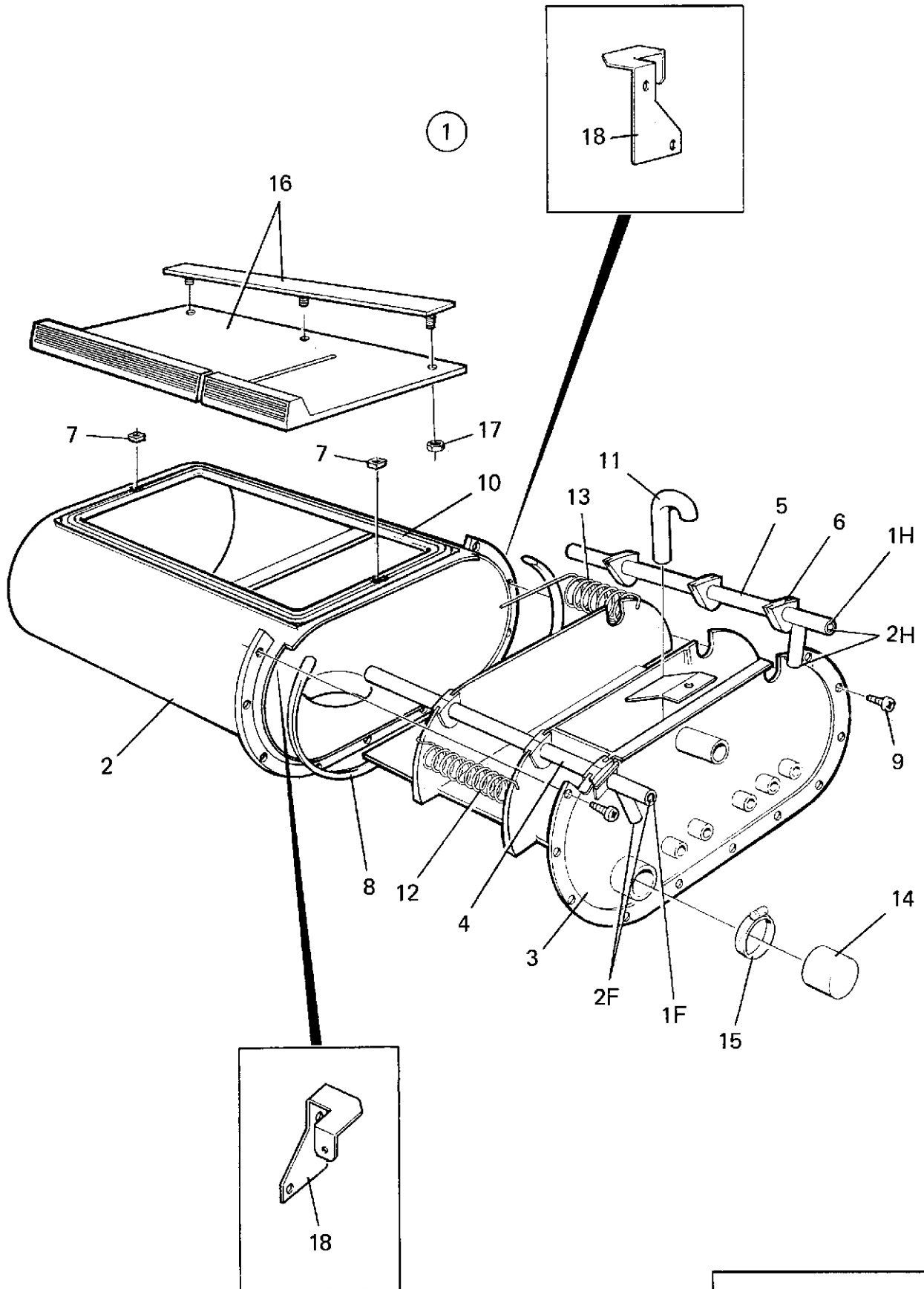
**EX-22 HI-TEK,EX-22FC,EX-22 91/5875-**

**Door lock**

**Serrure de porte**

Illustration Issue Month Year  
Schéma Issue Month Year  
**100906 4 8 2001**

Item Article	Qua. Qua.	Art.No Réf. article	Description	Description	Info Info	Notes Remarques
<b>1</b>	1	<b>438 4152-01</b>	Locking unit	Unité verrouillage	1	
<b>2</b>	1	<b>438 4144-01</b>	•Plate	•Plaque	3	Upper
<b>3</b>	1	<b>438 4145-01</b>	•Plate	•Plaque	3	Middle
<b>4</b>	1	<b>438 4146-01</b>	•Plate	•Plaque	3	Lower
<b>5</b>	1	<b>471 9603-07</b>	•	•	1,2	
<b>6</b>	1	<b>471 4564-01</b>	•Insulator	•Isolation	3	
<b>7</b>	2	<b>471 8341-05</b>	•Screw	•Vis	3	MRT 3X16
<b>8</b>	2	<b>732 2110-01</b>	•Locking nut	•Contre-écrou	3	M3
<b>9</b>	1	<b>471 9555-02</b>	•Coil	•Bobine	1,2	
<b>10</b>	1	<b>471 7803-08</b>	•Pressure spring	•Ressort de pression	3	
<b>11</b>	1	<b>471 8502-16</b>	•Washer	•Rondelle	3	
<b>12</b>	1	<b>471 8341-03</b>	•Screw	•Vis	3	M3X10
<b>13</b>	2	<b>724 1218-01</b>	•Screw	•Vis	3	MRX 3X4
<b>14</b>	1	<b>471 9654-03</b>	•Microswitch	•Microrupteur	1,2	
<b>15</b>	2	<b>471 8341-17</b>	•Screw	•Vis	3	M4X25
<b>16</b>	2	<b>732 2112-01</b>	•Locking nut	•Contre-écrou	3	M4
<b>17</b>	1	<b>438 4149-01</b>	•Rocker arm	•Levier basculant	3	
<b>18</b>	7	<b>471 8342-11</b>	•Screw	•Vis	3	MRT-TT 4X6



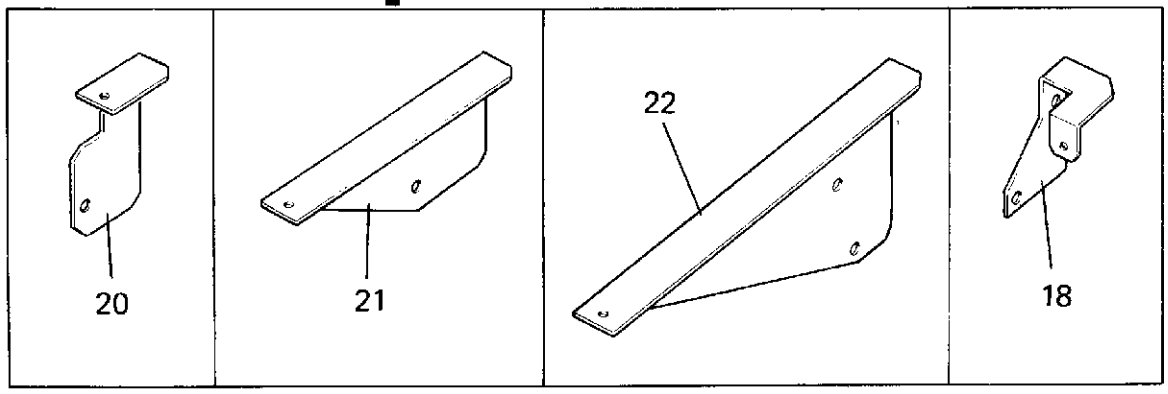
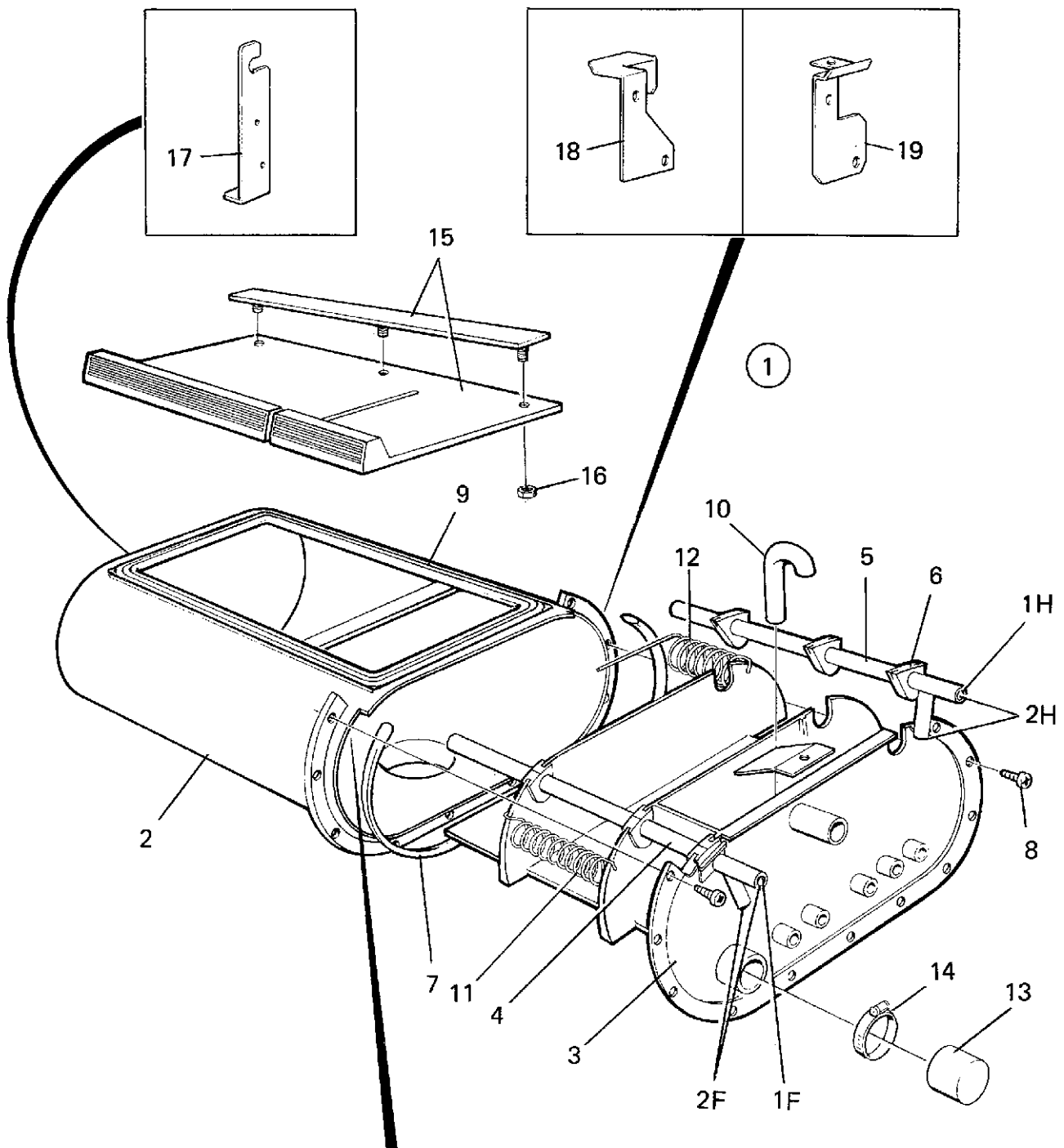
**EX-22,EX-22 HI-TEK,EX-22FC**

**Detergent container**

**Compartment à savon**

Illustration Issue Month Year  
Schéma Issue Month Year  
**101367 9 4 1995**

Item Article	Qua. Qua.	Art.No Réf. article	Description	Description	Info Info	Notes Remarques
<b>1</b>	1	<b>472 6001-54</b>	Detergent container	Compartment à savon	1,2	WITH SCREW IN TOP PANEL 1F-1H
<b>2</b>	1	<b>472 6002-05</b>	•Shell	•Pression coque	1	
<b>3</b>	1	<b>472 6003-04</b>	•Box	•Boîtier	1	
<b>4</b>	1	<b>472 6005-10</b>	•Spray head	•Vaporisateur	1	1F 1F
<b>5</b>	1	<b>472 6005-01</b>	•Spray head	•Vaporisateur	1	1H 1H
<b>6</b>	6	<b>472 6004-01</b>	•Grommet	•Oeillet	1	
<b>7</b>	2	<b>471 8401-01</b>	•Nut	•Écrou	3	M4
<b>8</b>	1	<b>471 8163-01</b>	•Gasket	•Joint	1,2	
<b>9</b>	11	<b>471 8346-01</b>	•Screw	•Vis	3	
<b>10</b>	1	<b>438 0460-02</b>	•Gasket	•Joint	3	
<b>11</b>	1	<b>472 6006-01</b>	•Siphon	•Siphon	1,2	
<b>12</b>	1	<b>471 7809-02</b>	•Spring	•Ressort	1	
<b>13</b>	1	<b>471 7808-02</b>	•Spring	•Ressort	1	
<b>14</b>	1	<b>471 8644-03</b>	Hood	Capot	3	
<b>15</b>	1	<b>736 2828-51</b>	Hose clamp	Attache flexible	3	
<b>16</b>	1	<b>472 9902-59</b>	Cover	Couvercle	1,2	
<b>17</b>	3	<b>731 2314-42</b>	•Nut	•Écrou	3	M4
<b>18</b>	2	<b>438 4139-01</b>	Bracket	Support de montage	3	W/FL 184-244



Issue	Month	Year
01	05	95

**EX-22,EX-22 HI-TEK,EX-22FC**

**Detergent dispenser**

**Compartment à savon**

Illustration Issue Month Year  
Schéma Issue Month Year  
**101368 2 4 1996**

Item Article	Qua. Qua.	Art.No Réf. article	Description	Description	Info Info	Notes Remarques
1	1	472 6001-61	Detergent container	Compartment à savon	1,2	1F-1H
2	1	472 6002-05	•Shell	•Pression coque	1	
3	1	472 6003-04	•Box	•Boîtier	1	
4	1	472 6005-10	•Spray head	•Vaporisateur	1	1F 1F
5	1	472 6005-01	•Spray head	•Vaporisateur	1	1H 1H
6	6	472 6004-01	•Grommet	•Oeillet	3	
7	1	471 8163-01	•Gasket	•Joint	3	
8	7	471 8346-01	•Screw	•Vis	3	
9	1	438 0460-01	•Gasket	•Joint	3	
10	1	472 6006-01	•Siphon	•Siphon	1,2	
11	1	471 7809-02	•Spring	•Ressort	1	
12	1	471 7808-02	•Spring	•Ressort	1	
13	1	471 8644-03	Hood	Capot	3	
14	1	736 2828-51	Hose clamp	Attache flexible	3	
15	1	472 9902-59	Cover	Couvercle	1,2	
	1	472 9900-37	Cover	Couvercle	1,2	TOP MOUNT LIQUID SUPPLY
16	3	731 2314-42	•Nut	•Écrou	3	M4
17	1	438 5326-01	Bracket	Support de montage	3	
18	2	438 4139-01	Bracket	Support de montage	3	
19	1	438 0150-01	Bracket	Support de montage	3	W/FL 75-185
20	1	438 0151-01	Bracket	Support de montage	3	W 75-105
21	1	438 0216-01	Bracket	Support de montage	3	W/FL 125
22	1	438 0321-01	Bracket	Support de montage	3	W/FL 185



## Numerical index/Numerical index

Art.No/Réf. article	Page/Page	Art.No/Réf. article	Page/Page	Art.No/Réf. article	Page/Page	Art.No/Réf. article	Page/Page
437 4174-02	63	438 4248-01	65	471 2431-28	49	471 4658-05	53
438 0033-01	57	438 4249-01	27	471 2431-28	51	471 4658-11	53
438 0150-01	27	438 4265-01	71	471 2431-28	53	471 4658-16	53
438 0150-01	141	438 4326-01	57	471 2431-28	57	471 4672-08	59
438 0151-01	141	438 4326-02	57	471 2431-29	49	471 4705-02	31
438 0216-01	141	438 4327-01	27	471 2431-29	51	471 4705-02	35
438 0286-01	133	438 4328-53	103	471 2431-29	53	471 4705-02	39
438 0321-01	141	438 4329-01	27	471 2431-29	57	471 4706-02	37
438 0355-02	71	438 4341-01	71	471 2433-14	17	471 4707-01	133
438 0355-02	105	438 4342-01	87	471 2433-14	21	471 4714-04	37
438 0355-02	107	438 4345-11	95	471 2437-72	73	471 4714-05	37
438 0358-02	71	438 4354-01	87	471 2437-72	75	471 4763-01	133
438 0358-02	105	438 4361-01	105	471 2442-42	17	471 4766-01	133
438 0358-02	107	438 4361-01	107	471 2442-42	21	471 4766-02	133
438 0363-01	65	438 4362-01	65	471 2453-46	89	471 4783-01	37
438 0422-01	57	438 4363-01	105	471 2456-71	69	471 4783-08	37
438 0460-01	141	438 4363-01	107	471 2456-71	89	471 4785-01	37
438 0460-02	139	438 4367-03	27	471 2471-80	23	471 4791-01	37
438 0650-01	105	438 4367-04	27	471 2471-80	49	471 4792-01	73
438 0650-01	107	438 4369-01	27	471 2903-01	111	471 4792-01	75
438 0651-01	105	438 4370-01	27	471 2908-01	111	471 4792-01	77
438 0651-01	107	438 4371-01	85	471 2937-01	73	471 4792-01	79
438 4006-01	15	438 4380-01	95	471 2937-01	75	471 4792-01	113
438 4006-01	45	438 4381-02	95	471 2937-01	77	471 4792-01	115
438 4006-02	15	438 5326-01	141	471 2937-01	79	471 4797-01	37
438 4006-02	45	438 9514-01	103	471 2937-02	69	471 4878-24	133
438 4117-02	57	438 9514-02	103	471 2938-01	73	471 4878-25	133
438 4123-02	27	438 9636-02	101	471 2938-01	75	471 4878-26	133
438 4125-01	59	438 9636-02	103	471 2938-01	77	471 4878-84	37
438 4126-02	57	438 9636-02	105	471 2938-01	79	471 4903-03	37
438 4127-02	57	438 9636-02	107	471 4009-53	23	471 4984-01	67
438 4128-01	57	438 9636-03	91	471 4009-53	49	471 5080-02	91
438 4130-01	57	438 9636-03	95	471 4109-28	49	471 5080-02	95
438 4132-02	57	438 9636-03	99	471 4500-01	29	471 5080-02	99
438 4133-01	69	438 9636-03	101	471 4500-01	33	471 5080-02	101
438 4133-01	71	438 9636-03	103	471 4501-01	29	471 5103-03	11
438 4139-01	139	438 9636-03	105	471 4501-01	33	471 5103-05	15
438 4139-01	141	438 9636-03	107	471 4502-01	29	471 5103-05	19
438 4144-01	137	471 1560-10	127	471 4502-01	33	471 5756-09	41
438 4145-01	137	471 1560-11	127	471 4521-01	67	471 6177-01	99
438 4146-01	137	471 1560-12	127	471 4521-01	69	471 6177-01	101
438 4149-01	137	471 1560-13	127	471 4521-01	71	471 6257-35	125
438 4152-01	55	471 1560-14	127	471 4521-01	111	471 6527-10	125
438 4152-01	137	471 1560-15	127	471 4527-51	29	471 6527-11	125
438 4174-01	63	471 1560-16	127	471 4527-51	31	471 6527-12	125
438 4174-02	63	471 1560-17	127	471 4527-51	33	471 6527-20	125
438 4175-01	63	471 1560-18	127	471 4527-51	35	471 6527-21	125
438 4219-01	57	471 1823-36	49	471 4527-78	31	471 6527-22	125
438 4237-01	93	471 1823-36	51	471 4527-78	35	471 6527-24	125
438 4237-01	95	471 1823-41	91	471 4527-78	41	471 6527-26	125
438 4237-01	99	471 2094-85	69	471 4529-02	67	471 6527-28	125
438 4237-01	101	471 2410-22	67	471 4529-05	27	471 6527-29	125
438 4237-01	103	471 2416-41	9	471 4529-05	69	471 6527-30	125
438 4238-01	91	471 2416-41	13	471 4555-01	23	471 6527-32	125
438 4238-01	95	471 2416-41	17	471 4564-01	135	471 6527-34	125
438 4238-01	99	471 2416-41	21	471 4564-01	137	471 6527-38	125
438 4238-01	101	471 2416-42	9	471 4586-01	37	471 6536-78	91
438 4238-01	103	471 2416-42	13	471 4591-01	131	471 6536-78	95
438 4240-01	105	471 2416-42	17	471 4592-01	133	471 6653-30	125
438 4243-01	71	471 2416-42	21	471 4592-02	133	471 6653-31	125
438 4243-01	105	471 2416-43	9	471 4596-01	133	471 6653-32	125
438 4243-01	107	471 2416-43	13	471 4651-24	17	471 6654-00	125
438 4244-01	71	471 2416-43	17	471 4651-24	21	471 6654-10	29
438 4244-01	105	471 2416-43	21	471 4654-71	91	471 6654-10	31
438 4244-01	107	471 2422-20	91	471 4658-02	53	471 6654-10	33
438 4245-01	107	471 2422-20	95	471 4658-03	53	471 6654-10	35

## Numerical index/Numerical index

Art.No/Réf. article	Page/Page	Art.No/Réf. article	Page/Page	Art.No/Réf. article	Page/Page	Art.No/Réf. article	Page/Page
471 6654-10	39	471 7473-21	101	471 7803-23	47	471 8180-14	95
471 6654-10	125	471 7473-21	103	471 7804-01	111	471 8192-01	13
471 6657-15	117	471 7570-05	109	471 7805-03	93	471 8192-01	17
471 6657-16	117	471 7570-06	109	471 7805-03	95	471 8192-01	21
471 6657-17	117	471 7570-08	109	471 7805-03	99	471 8196-01	27
471 6657-18	117	471 7570-11	109	471 7805-03	101	471 8210-02	79
471 6657-19	117	471 7570-12	109	471 7805-03	103	471 8210-02	117
471 6657-20	117	471 7570-13	109	471 7807-01	11	471 8210-03	117
471 6657-21	117	471 7570-14	109	471 7807-01	17	471 8210-11	117
471 6661-64	61	471 7570-18	109	471 7807-01	21	471 8210-12	117
471 6664-33	9	471 7570-50	105	471 7808-02	139	471 8210-21	117
471 6664-33	13	471 7570-50	107	471 7808-02	141	471 8210-22	117
471 6664-33	17	471 7620-05	23	471 7809-02	139	471 8210-23	117
471 6664-33	21	471 7620-05	41	471 7809-02	141	471 8210-31	117
471 6664-60	7	471 7620-15	23	471 7814-02	57	471 8210-32	117
471 6664-60	15	471 7620-15	41	471 7829-01	131	471 8210-51	117
471 6664-60	19	471 7640-01	99	471 7851-02	111	471 8210-52	117
471 6664-61	7	471 7640-01	101	471 7851-03	7	471 8210-63	73
471 6666-96	125	471 7647-30	41	471 7851-03	11	471 8210-63	75
471 6684-67	121	471 7648-06	23	471 7851-03	15	471 8210-63	77
471 6684-68	121	471 7648-06	41	471 7851-03	19	471 8210-63	79
471 6684-70	121	471 7664-02	51	471 7864-04	27	471 8210-63	117
471 6684-71	121	471 7664-02	53	471 7865-03	71	471 8232-10	89
471 6684-72	121	471 7664-04	51	471 7865-03	105	471 8234-01	113
471 6684-73	121	471 7664-04	53	471 7865-03	107	471 8234-02	113
471 6684-74	121	471 7665-02	39	471 7873-01	71	471 8234-04	77
471 6684-75	121	471 7665-07	39	471 7906-02	49	471 8234-04	113
471 6684-77	121	471 7668-02	57	471 7906-02	51	471 8234-05	113
471 6684-78	121	471 7668-04	57	471 7907-03	49	471 8234-08	113
471 6686-05	45	471 7668-09	57	471 7907-03	51	471 8234-09	113
471 6695-95	117	471 7674-01	57	471 7907-03	53	471 8234-92	113
471 6696-01	123	471 7685-01	105	471 7909-06	23	471 8234-92	115
471 6696-02	123	471 7685-01	107	471 7958-01	103	471 8234-94	113
471 6696-03	123	471 7685-02	107	471 7958-01	105	471 8234-94	115
471 6696-04	123	471 7685-03	107	471 7958-01	107	471 8234-95	113
471 6696-05	123	471 7685-04	107	471 7961-02	57	471 8234-95	115
471 6696-06	121	471 7685-05	107	471 7961-04	69	471 8234-96	113
471 6696-06	123	471 7685-06	107	471 7967-01	71	471 8234-96	115
471 6696-08	123	471 7685-07	105	471 7967-01	105	471 8234-97	115
471 6696-09	123	471 7685-07	107	471 7967-01	107	471 8234-98	113
471 6696-10	123	471 7685-08	107	471 7970-01	57	471 8234-98	115
471 6696-11	123	471 7685-09	105	471 8118-01	7	471 8235-01	115
471 6696-12	123	471 7685-09	107	471 8126-14	89	471 8235-02	115
471 6696-15	123	471 7685-10	107	471 8128-02	9	471 8235-03	115
471 6696-16	123	471 7701-04	81	471 8139-07	65	471 8235-04	73
471 6696-17	123	471 7701-10	61	471 8143-01	57	471 8235-04	75
471 6696-18	123	471 7701-10	81	471 8143-01	59	471 8235-04	77
471 6696-32	115	471 7701-10	83	471 8144-01	71	471 8235-04	79
471 6696-33	113	471 7701-51	85	471 8149-01	27	471 8235-04	115
471 6696-33	115	471 7701-52	85	471 8149-11	27	471 8235-05	115
471 6696-37	113	471 7701-54	85	471 8153-06	7	471 8235-06	115
471 6696-37	115	471 7703-01	87	471 8153-06	11	471 8235-07	115
471 6753-60	125	471 7800-05	9	471 8153-06	15	471 8235-08	115
471 6753-61	125	471 7803-06	7	471 8153-06	19	471 8235-09	115
471 6753-79	125	471 7803-06	11	471 8159-07	57	471 8235-11	115
471 6754-63	125	471 7803-07	49	471 8163-01	139	471 8235-12	115
471 6754-64	125	471 7803-07	51	471 8163-01	141	471 8235-13	73
471 6900-77	119	471 7803-08	135	471 8170-03	23	471 8235-13	75
471 6900-78	119	471 7803-08	137	471 8180-01	91	471 8235-13	79
471 6900-79	119	471 7803-10	95	471 8180-10	101	471 8235-13	115
471 6900-80	119	471 7803-10	99	471 8180-10	103	471 8235-14	115
471 6900-82	119	471 7803-10	101	471 8180-12	95	471 8235-15	115
471 6900-87	119	471 7803-10	103	471 8180-12	99	471 8235-20	115
471 6901-54	125	471 7803-21	55	471 8180-13	99	471 8235-21	115
471 7400-02	61	471 7803-22	43	471 8180-13	101	471 8252-05	7
471 7468-01	127	471 7803-22	45	471 8180-13	103	471 8252-05	19



## Numerical index/Numerical index

Art.No/Réf. article	Page/Page	Art.No/Réf. article	Page/Page	Art.No/Réf. article	Page/Page	Art.No/Réf. article	Page/Page
471 8276-02	65	471 8602-02	65	471 8759-01	105	471 8910-38	129
471 8279-03	89	471 8622-01	73	471 8759-01	107	471 8910-39	131
471 8279-08	89	471 8622-01	75	471 8760-01	71	471 8910-40	129
471 8305-00	81	471 8622-01	77	471 8760-01	105	471 8910-41	131
471 8305-00	83	471 8622-01	79	471 8760-01	107	471 8910-42	131
471 8308-06	43	471 8622-02	79	471 8760-02	71	471 8910-43	131
471 8308-06	45	471 8622-05	77	471 8760-02	105	471 8910-44	131
471 8308-08	47	471 8622-05	79	471 8760-02	107	471 8910-45	131
471 8311-00	63	471 8623-01	9	471 8762-01	71	471 8910-46	131
471 8317-01	111	471 8623-01	13	471 8762-01	105	471 8910-47	131
471 8320-01	63	471 8623-01	15	471 8762-01	107	471 8910-48	131
471 8320-05	63	471 8623-01	19	471 8762-02	71	471 8910-49	131
471 8320-51	65	471 8623-01	69	471 8762-02	105	471 8910-50	131
471 8340-13	71	471 8623-01	73	471 8762-02	107	471 8910-51	131
471 8340-23	15	471 8623-01	75	471 8777-02	105	471 8910-52	131
471 8340-23	19	471 8623-01	77	471 8777-02	107	471 8910-53	131
471 8340-23	69	471 8623-01	79	471 8778-01	71	471 8910-54	131
471 8340-23	95	471 8628-51	65	471 8778-01	105	471 8910-55	131
471 8340-32	39	471 8636-01	9	471 8778-01	107	471 8910-56	131
471 8341-03	95	471 8636-01	13	471 8806-02	29	471 8910-57	131
471 8341-03	137	471 8636-01	17	471 8806-02	31	471 8910-58	129
471 8341-05	137	471 8636-01	21	471 8806-50	29	471 8910-59	131
471 8341-11	79	471 8636-04	59	471 8806-50	31	471 8910-61	131
471 8341-13	27	471 8641-01	27	471 8806-61	9	471 8910-62	129
471 8341-13	69	471 8644-02	11	471 8806-61	13	471 8910-64	129
471 8341-17	137	471 8644-02	15	471 8806-61	15	471 8910-65	129
471 8341-19	69	471 8644-02	19	471 8806-61	19	471 8910-66	131
471 8341-19	95	471 8644-03	139	471 8810-01	33	471 8910-67	131
471 8341-19	101	471 8644-03	141	471 8810-01	35	471 8910-68	131
471 8341-44	27	471 8647-29	37	471 8810-01	39	471 8910-69	131
471 8341-44	93	471 8651-02	65	471 8852-03	93	471 8910-70	129
471 8341-44	95	471 8682-02	71	471 8852-03	95	471 8910-73	129
471 8341-44	99	471 8682-03	71	471 8910-02	129	471 8910-74	129
471 8341-44	101	471 8682-05	71	471 8910-03	129	471 8910-75	131
471 8341-50	57	471 8683-01	89	471 8910-04	129	471 8910-76	131
471 8341-85	57	471 8688-03	65	471 8910-05	129	471 8910-77	131
471 8342-11	55	471 8688-14	59	471 8910-06	129	471 8910-78	129
471 8342-11	137	471 8689-03	103	471 8910-07	129	471 8910-79	129
471 8342-13	27	471 8690-01	57	471 8910-08	129	471 8910-81	131
471 8342-13	69	471 8690-11	57	471 8910-09	129	471 8910-82	131
471 8342-13	89	471 8690-21	57	471 8910-10	129	471 8910-83	131
471 8342-44	55	471 8690-21	59	471 8910-11	129	471 8910-84	131
471 8343-22	11	471 8690-22	69	471 8910-12	129	471 8910-85	129
471 8344-22	15	471 8690-22	89	471 8910-13	129	471 8910-86	131
471 8344-22	19	471 8690-28	59	471 8910-14	129	471 8910-87	131
471 8344-28	95	471 8690-32	69	471 8910-15	129	471 8910-88	129
471 8344-33	27	471 8690-32	89	471 8910-16	129	471 8910-89	129
471 8346-01	139	471 8693-02	79	471 8910-17	129	471 8910-90	131
471 8346-01	141	471 8693-04	79	471 8910-19	129	471 8910-91	131
471 8356-03	47	471 8693-21	79	471 8910-20	129	471 8910-92	131
471 8401-01	139	471 8733-10	37	471 8910-21	129	471 8910-93	131
471 8402-03	61	471 8750-11	71	471 8910-22	129	471 8955-01	29
471 8452-01	23	471 8750-11	105	471 8910-23	131	471 8955-01	31
471 8502-06	61	471 8750-11	107	471 8910-24	131	471 8955-01	33
471 8502-07	135	471 8756-01	69	471 8910-25	129	471 8955-01	35
471 8502-16	137	471 8756-01	71	471 8910-26	129	471 8955-01	39
471 8519-10	65	471 8756-01	105	471 8910-27	129	471 8961-01	29
471 8519-13	123	471 8756-01	107	471 8910-29	129	471 8961-01	31
471 8551-03	61	471 8756-51	71	471 8910-30	129	471 8961-01	33
471 8551-03	63	471 8756-51	105	471 8910-31	131	471 8961-01	35
471 8576-02	43	471 8756-51	107	471 8910-32	129	471 8961-01	39
471 8576-02	45	471 8756-52	69	471 8910-33	129	471 8961-02	125
471 8576-02	47	471 8756-52	71	471 8910-34	131	471 8966-11	133
471 8579-02	49	471 8756-52	105	471 8910-35	129	471 8966-12	133
471 8579-02	51	471 8756-52	107	471 8910-36	129	471 8966-13	133
471 8579-02	53	471 8759-01	71	471 8910-37	129	471 8966-14	133

## Numerical index/Numerical index

Art.No/Réf. article	Page/Page	Art.No/Réf. article	Page/Page	Art.No/Réf. article	Page/Page	Art.No/Réf. article	Page/Page
471 8966-15	133	471 9226-97	101	471 9653-03	99	472 6002-05	141
471 8966-16	133	471 9514-11	99	471 9653-03	101	472 6003-04	139
471 8966-17	133	471 9514-15	91	471 9653-03	103	472 6003-04	141
471 8977-03	37	471 9514-16	91	471 9654-03	137	472 6004-01	139
471 8980-01	127	471 9514-16	95	471 9659-01	105	472 6004-01	141
471 8983-31	103	471 9514-16	99	471 9659-01	107	472 6005-01	139
471 8985-01	65	471 9514-16	101	471 9675-01	105	472 6005-01	141
471 8994-01	105	471 9514-60	91	471 9675-01	107	472 6005-10	139
471 8994-01	107	471 9514-60	95	471 9709-01	81	472 6005-10	141
471 9004-46	89	471 9514-60	99	471 9709-01	83	472 6006-01	139
471 9006-61	67	471 9514-60	101	471 9709-02	81	472 6006-01	141
471 9006-61	69	471 9514-61	91	471 9709-02	83	472 6008-01	19
471 9006-61	71	471 9514-61	99	471 9709-03	81	472 6008-02	11
471 9006-61	105	471 9523-01	105	471 9709-03	83	472 6008-02	17
471 9006-61	107	471 9528-01	105	471 9709-21	81	472 6008-02	21
471 9008-30	125	471 9528-01	107	471 9710-01	81	472 6008-02	43
471 9009-93	49	471 9528-02	107	471 9710-01	83	472 6008-02	45
471 9009-93	51	471 9529-10	99	471 9710-02	81	472 6008-02	47
471 9009-93	53	471 9529-10	101	471 9710-02	83	472 6009-02	43
471 9015-65	125	471 9529-10	103	471 9710-03	81	472 6009-02	45
471 9017-12	125	471 9529-11	107	471 9710-03	83	472 6009-02	47
471 9018-51	7	471 9533-02	127	471 9710-04	81	472 6011-00	111
471 9019-34	83	471 9550-10	67	471 9719-90	123	472 6011-01	111
471 9019-34	85	471 9550-14	69	471 9719-91	123	472 6012-00	111
471 9027-85	67	471 9550-14	71	471 9719-92	123	472 6013-00	111
471 9027-85	69	471 9550-15	99	471 9719-93	123	472 6014-00	67
471 9027-85	71	471 9550-15	101	471 9721-01	121	472 6014-00	69
471 9027-85	105	471 9550-15	103	471 9721-02	121	472 6014-00	71
471 9027-85	107	471 9555-02	135	471 9721-04	121	472 6015-00	111
471 9035-20	91	471 9555-02	137	471 9721-06	121	472 6016-00	111
471 9035-20	95	471 9578-11	81	471 9721-08	123	472 6017-00	111
471 9035-20	99	471 9578-11	83	471 9721-14	123	472 6018-00	111
471 9035-20	101	471 9578-14	85	471 9721-61	85	472 6020-00	111
471 9035-20	103	471 9578-50	81	471 9721-62	85	472 6020-05	111
471 9040-84	7	471 9578-50	83	471 9721-65	85	472 6020-06	111
471 9040-84	23	471 9578-50	85	471 9721-90	85	472 6020-07	111
471 9041-05	7	471 9603-07	51	471 9722-61	85	472 6020-08	111
471 9044-83	125	471 9603-07	53	471 9722-62	85	472 6020-10	7
471 9044-86	125	471 9603-07	135	471 9722-65	85	472 6020-10	11
471 9056-92	91	471 9603-07	137	471 9727-01	111	472 6020-10	15
471 9056-92	95	471 9603-10	49	471 9727-02	111	472 6020-10	19
471 9058-98	9	471 9608-00	95	471 9727-03	111	472 6020-10	111
471 9058-98	13	471 9610-02	91	471 9741-01	87	472 6024-00	67
471 9058-98	15	471 9610-02	95	471 9753-12	105	472 6024-00	69
471 9058-98	19	471 9610-04	91	471 9753-12	107	472 6024-00	71
471 9073-17	61	471 9610-04	95	471 9754-01	85	472 6025-00	67
471 9074-04	45	471 9610-05	91	471 9773-01	105	472 6025-00	69
471 9100-35	81	471 9610-05	95	471 9773-01	107	472 6025-00	71
471 9100-36	7	471 9610-06	91	471 9802-04	7	472 6027-01	49
471 9100-36	81	471 9610-06	95	471 9802-05	7	472 6027-01	51
471 9200-78	125	471 9628-13	101	471 9803-13	15	472 6027-01	53
471 9202-32	119	471 9628-14	103	471 9811-15	15	472 6028-01	49
471 9202-33	69	471 9628-32	101	471 9811-15	19	472 6028-01	51
471 9202-33	89	471 9628-32	103	471 9883-01	57	472 6028-01	53
471 9202-33	119	471 9628-33	101	471 9883-02	59	472 6029-01	49
471 9207-07	125	471 9628-33	103	471 9884-01	59	472 6029-01	51
471 9207-08	125	471 9628-99	101	472 5756-01	37	472 6029-01	53
471 9219-16	29	471 9628-99	103	472 5756-01	41	472 6037-02	61
471 9219-16	31	471 9649-01	91	472 5756-08	37	472 6040-01	61
471 9219-16	33	471 9649-01	95	472 5756-08	41	472 6051-23	23
471 9219-16	35	471 9649-01	99	472 6001-54	139	472 6051-24	23
471 9219-16	39	471 9649-01	101	472 6001-56	73	472 6051-25	23
471 9225-47	83	471 9649-01	105	472 6001-56	75	472 6051-29	23
471 9226-97	91	471 9649-01	107	472 6001-61	141	472 6060-22	23
471 9226-97	95	471 9651-50	91	472 6001-63	79	472 6061-01	91
471 9226-97	99	471 9651-50	95	472 6002-05	139	472 6061-04	99

## Numerical index/Numerical index

Art.No/Réf. article	Page/Page	Art.No/Réf. article	Page/Page	Art.No/Réf. article	Page/Page	Art.No/Réf. article	Page/Page
472 6061-04	101	472 6406-02	61	472 6454-01	67	472 6544-02	11
472 6061-04	103	472 6407-01	61	472 6456-01	7	472 6545-02	11
472 6061-06	91	472 6411-01	7	472 6457-01	19	472 6547-01	63
472 6061-06	95	472 6411-01	11	472 6457-02	19	472 6548-01	83
472 6063-00	49	472 6415-01	61	472 6458-01	19	472 6549-01	111
472 6063-01	49	472 6415-01	63	472 6458-01	47	472 6551-01	83
472 6064-02	61	472 6418-01	81	472 6458-02	19	472 6551-01	85
472 6065-02	9	472 6419-10	81	472 6458-02	47	472 6553-01	83
472 6071-00	49	472 6423-01	7	472 6459-01	21	472 6553-01	85
472 6071-00	51	472 6425-01	7	472 6459-01	47	472 6553-01	87
472 6071-00	53	472 6425-02	7	472 6461-01	81	472 6554-01	83
472 6072-00	49	472 6428-01	61	472 6462-01	7	472 6554-01	85
472 6072-00	51	472 6429-01	61	472 6462-01	67	472 6559-01	63
472 6072-00	53	472 6429-01	63	472 6463-01	7	472 6560-01	13
472 6079-00	29	472 6430-01	49	472 6463-01	11	472 6560-01	17
472 6079-00	31	472 6430-01	51	472 6463-01	15	472 6560-01	21
472 6079-00	33	472 6430-01	53	472 6463-01	19	472 6560-02	13
472 6079-00	35	472 6431-01	61	472 6464-01	23	472 6560-02	17
472 6079-00	39	472 6432-01	61	472 6465-01	81	472 6560-02	21
472 6083-00	7	472 6432-02	61	472 6465-01	85	472 6561-01	69
472 6083-00	11	472 6433-01	61	472 6476-01	7	472 6561-01	71
472 6083-00	15	472 6433-02	61	472 6476-02	7	472 6561-01	111
472 6083-00	19	472 6434-01	61	472 6485-01	51	472 6563-01	63
472 6084-03	61	472 6435-01	67	472 6485-01	53	472 6564-01	63
472 6086-02	7	472 6436-01	7	472 6489-04	23	472 6565-01	63
472 6102-01	95	472 6436-01	11	472 6489-08	23	472 6565-02	63
472 6109-01	51	472 6436-01	15	472 6489-10	23	472 6565-03	63
472 6109-01	53	472 6436-02	7	472 6489-11	23	472 6565-05	63
472 6110-00	51	472 6436-02	11	472 6502-02	9	472 6565-06	63
472 6110-00	53	472 6436-02	15	472 6502-02	13	472 6566-01	63
472 6111-01	49	472 6437-01	7	472 6502-02	15	472 6575-05	13
472 6111-01	51	472 6438-01	7	472 6502-02	19	472 6575-05	15
472 6111-01	53	472 6439-01	7	472 6503-01	81	472 6575-05	19
472 6112-03	49	472 6439-01	11	472 6503-01	85	472 6576-01	17
472 6112-03	51	472 6439-02	7	472 6506-01	7	472 6576-01	21
472 6112-03	53	472 6439-02	11	472 6506-02	7	472 6576-01	93
472 6146-10	49	472 6439-03	11	472 6509-01	61	472 6576-01	95
472 6146-10	51	472 6439-03	43	472 6509-02	61	472 6576-01	99
472 6146-10	53	472 6439-04	11	472 6511-01	61	472 6576-01	101
472 6146-10	135	472 6439-04	43	472 6512-01	61	472 6579-03	43
472 6147-00	111	472 6442-01	67	472 6514-03	23	472 6579-03	45
472 6149-03	61	472 6443-01	23	472 6519-03	23	472 6580-01	11
472 6150-01	7	472 6443-02	23	472 6520-01	9	472 6580-02	11
472 6150-01	11	472 6443-03	23	472 6521-01	121	472 6580-02	15
472 6150-01	15	472 6443-04	23	472 6529-06	63	472 6580-02	19
472 6150-01	19	472 6444-01	23	472 6529-07	63	472 6580-02	43
472 6152-02	23	472 6444-02	23	472 6532-01	63	472 6580-02	45
472 6153-02	7	472 6444-03	23	472 6535-41	11	472 6580-02	47
472 6153-02	11	472 6444-04	23	472 6535-42	11	472 6581-03	11
472 6155-01	9	472 6445-01	23	472 6535-51	11	472 6581-03	15
472 6166-01	135	472 6445-11	23	472 6535-52	11	472 6581-03	19
472 6173-01	89	472 6446-01	67	472 6535-64	15	472 6582-01	89
472 6175-01	91	472 6447-01	49	472 6535-64	19	472 6585-01	49
472 6175-01	95	472 6447-01	51	472 6535-65	15	472 6585-01	51
472 6175-01	99	472 6447-01	53	472 6535-65	19	472 6585-01	53
472 6175-01	101	472 6448-18	31	472 6535-66	19	472 6587-04	63
472 6176-01	91	472 6448-31	35	472 6535-69	15	472 6592-01	43
472 6176-01	95	472 6448-32	33	472 6535-69	19	472 6592-01	45
472 6176-01	99	472 6448-33	29	472 6535-70	15	472 6592-02	47
472 6176-01	101	472 6449-01	81	472 6535-70	19	472 6593-01	85
472 6176-01	103	472 6449-01	83	472 6537-01	63	472 6593-01	87
472 6177-02	95	472 6449-01	85	472 6537-02	63	472 6595-01	85
472 6177-02	103	472 6450-01	81	472 6541-01	11	472 6596-01	85
472 6195-01	111	472 6450-01	83	472 6542-01	63	472 6668-01	135
472 6401-01	61	472 6450-01	85	472 6542-02	63	472 6678-01	13
472 6406-01	61	472 6451-01	7	472 6543-01	65	472 6678-01	17

## Numerical index/Numerical index

Art.No/Réf. article	Page/Page	Art.No/Réf. article	Page/Page	Art.No/Réf. article	Page/Page	Art.No/Réf. article	Page/Page
472 6678-01	21	472 9787-01	55	724 1368-42	23	725 2511-51	13
472 6686-01	43	472 9900-27	127	724 2459-51	63	725 2518-51	13
472 6686-02	43	472 9900-28	127	724 3267-01	53	725 2518-51	17
472 6686-03	15	472 9900-29	127	725 2285-40	49	725 2518-51	21
472 6686-04	15	472 9900-30	127	725 2285-42	51	725 2519-51	43
472 6686-06	45	472 9900-31	127	725 2285-42	53	725 2519-51	45
472 6702-02	13	472 9900-37	141	725 2289-61	13	725 2521-51	61
472 6702-02	17	472 9900-52	127	725 2289-61	93	725 2540-51	63
472 6702-02	21	472 9900-53	127	725 2289-61	95	725 5335-01	121
472 6706-02	93	472 9900-54	127	725 2289-61	133	725 5335-01	123
472 6706-02	95	472 9900-76	127	725 2327-61	17	725 5340-01	49
472 6706-02	99	472 9900-81	55	725 2327-61	21	725 5340-42	51
472 6706-02	101	472 9901-06	11	725 2327-61	85	725 5340-42	53
472 6709-02	91	472 9901-06	15	725 2327-61	99	725 5362-01	51
472 6709-04	91	472 9901-08	57	725 2327-61	101	725 5362-01	53
472 6709-09	91	472 9901-21	63	725 2364-61	23	725 5364-01	121
472 6709-19	91	472 9901-22	63	725 2364-61	49	725 5366-01	121
472 6709-21	91	472 9901-33	55	725 2364-61	51	725 8985-01	65
472 6709-22	91	472 9902-59	139	725 2364-61	53	728 8323-01	49
472 6709-26	91	472 9902-59	141	725 2366-51	53	728 8323-01	51
472 6720-01	121	472 9902-72	103	725 2366-61	7	728 8323-01	53
472 6729-01	63	472 9902-77	67	725 2366-61	11	728 8362-01	81
472 6733-01	25	472 9902-77	69	725 2366-61	15	728 8362-01	83
472 6733-03	23	472 9903-43	57	725 2366-61	19	728 8362-01	85
472 6735-01	23	472 9903-69	109	725 2366-61	27	728 8362-01	87
472 6736-02	99	472 9904-86	91	725 2366-61	103	729 5221-01	37
472 6736-04	99	472 9904-86	95	725 2368-51	85	729 5225-01	133
472 6761-01	77	472 9904-86	99	725 2370-51	121	729 5230-71	37
472 6761-01	79	472 9904-86	101	725 2372-51	7	729 5279-01	9
472 7744-01	133	472 9904-86*	103	725 2374-51	121	729 5279-01	93
472 8647-26	31	472 9913-22	13	725 2449-61	11	729 5279-01	95
472 8647-27	35	472 9913-22	17	725 2449-61	15	729 5279-01	111
472 8773-01	27	472 9913-22	21	725 2449-61	19	729 5340-01	93
472 9106-01	13	724 1218-01	133	725 2451-51	9	729 5340-01	95
472 9107-01	13	724 1218-01	135	725 2451-51	81	729 5340-01	99
472 9109-01	25	724 1218-01	137	725 2451-51	83	729 5340-01	101
472 9130-01	15	724 1222-01	91	725 2453-51	11	729 5340-42	7
472 9131-01	15	724 1222-01	135	725 2453-51	15	729 5342-01	23
472 9132-88	39	724 1226-01	51	725 2453-51	19	729 5342-01	51
472 9135-02	15	724 1226-01	53	725 2453-51	83	729 5342-01	53
472 9135-02	19	724 1226-61	133	725 2455-51	81	729 5342-01	67
472 9138-02	27	724 1228-01	51	725 2455-51	83	729 5342-01	91
472 9142-01	15	724 1228-01	53	725 2455-51	85	729 5342-01	99
472 9142-01	19	724 1228-01	135	725 2455-61	7	729 5342-01	101
472 9146-03	27	724 1232-01	91	725 2467-71	85	729 5342-42	23
472 9146-04	27	724 1232-01	95	725 2473-51	13	729 5408-01	29
472 9148-01	27	724 1232-01	99	725 2473-51	15	729 5408-01	31
472 9148-02	27	724 1232-01	101	725 2473-51	19	729 5408-01	33
472 9150-01	27	724 1232-01	103	725 2478-51	61	729 5408-01	35
472 9156-05	27	724 1234-01	135	725 2491-51	63	729 5410-01	23
472 9158-01	27	724 1285-01	73	725 2491-51	83	729 5410-01	99
472 9158-01	69	724 1285-01	75	725 2491-51	87	729 5410-01	101
472 9159-05	27	724 1285-01	77	725 2493-51	63	729 5709-01	121
472 9159-08	27	724 1289-01	67	725 2495-51	7	729 9342-61	49
472 9162-02	27	724 1289-01	81	725 2495-51	85	729 9342-61	89
472 9162-04	27	724 1289-01	83	725 2495-61	61	729 9410-81	7
472 9164-02	15	724 1293-42	23	725 2501-51	7	729 9410-81	11
472 9164-02	19	724 1295-01	111	725 2501-51	9	729 9410-81	15
472 9168-01	19	724 1303-01	67	725 2501-51	11	729 9410-81	19
472 9169-01	19	724 1303-01	91	725 2501-51	15	731 2110-01	91
472 9184-02	27	724 1303-01	99	725 2501-51	19	731 2110-01	95
472 9186-01	27	724 1323-01	111	725 2505-51	7	731 2110-01	99
472 9186-01	69	724 1323-42	7	725 2505-51	19	731 2110-01	101
472 9764-01	51	724 1323-42	11	725 2507-51	11	731 2110-01	103
472 9764-01	53	724 1364-42	23	725 2507-51	15	731 2312-01	111
472 9768-01	63	724 1364-42	49	725 2507-51	87	731 2312-01	131

## Numerical index/Numerical index

Art.No/Réf. article	Page/Page	Art.No/Réf. article	Page/Page	Art.No/Réf. article	Page/Page	Art.No/Réf. article	Page/Page
731 2314-42	139	734 1146-01	9	736 2837-51	23	762 7111-10	67
731 2314-42	141	734 1146-01	91	736 2837-51	25	762 7111-10	69
731 2318-01	43	734 1146-01	95	736 2837-51	67	762 7113-10	67
731 2318-01	45	734 1146-01	99	736 2840-51	23	762 7113-10	69
731 2318-01	47	734 1146-01	101	736 2840-51	67	762 7117-10	67
731 2318-01	85	734 1146-01	103	736 2840-51	111	762 7117-10	69
731 2320-01	61	734 1146-09	13	736 2843-51	23	762 7119-10	67
732 2110-01	53	734 1146-09	15	736 2849-51	7	762 7119-10	69
732 2110-01	135	734 1146-09	19	736 2849-51	11	762 7146-90	69
732 2110-01	137	734 1153-01	53	736 2849-51	15	762 7207-57	105
732 2112-01	91	734 1153-01	85	736 2849-51	19	762 8203-55	105
732 2112-01	95	734 1153-09	57	738 2206-17	121	762 8203-55	107
732 2112-01	99	734 1153-60	53	738 2206-17	123	762 8801-21	67
732 2112-01	101	734 1164-01	13	738 2306-32	121	762 8802-21	67
732 2112-01	105	734 1164-01	15	738 2413-60	61	762 9105-05	73
732 2112-01	107	734 1164-01	19	740 4209-00	59	762 9105-05	75
732 2112-01	111	734 1164-01	63	740 4209-00	65	762 9105-05	77
732 2112-01	137	734 1171-09	57	740 4805-03	9	762 9105-05	79
732 2114-01	9	734 1173-01	7	740 4805-03	13	762 9105-05	135
732 2114-92	7	734 1173-01	9	740 4805-03	17	767 5101-92	91
732 2114-92	11	734 1173-01	11	740 4805-03	21	767 5101-92	95
732 2114-92	15	734 1173-01	13	740 4811-03	59	767 5101-92	99
732 2114-92	19	734 1173-01	15	740 4811-03	65	767 5101-92	101
732 2114-92	95	734 1173-01	17	740 4822-03	65	767 5102-92	91
732 2116-01	7	734 1173-01	19	740 6831-21	61	767 5102-92	95
732 2116-01	85	734 1173-01	21	740 6836-21	61	767 5102-92	99
732 2118-01	7	734 1173-01	43	740 6845-21	61	767 5102-92	101
732 2118-01	13	734 1173-01	47	741 1115-20	65	767 5102-92	103
732 2118-01	15	734 1173-01	61	741 3113-21	89	767 5104-12	71
732 2118-01	19	734 1173-01	63	741 3115-21	73	767 5104-12	105
732 2118-01	61	734 1173-01	81	741 3115-21	75	767 5104-12	107
732 2118-01	63	734 1173-01	87	741 4102-20	69	767 5132-00	91
732 2118-01	81	734 1178-01	63	741 4102-20	89	767 5132-00	95
732 2118-01	83	734 1303-01	111	741 4114-20	69	767 5151-00	67
732 2120-01	7	734 1822-51	7	742 5115-20	73	767 5151-00	69
732 2120-01	11	735 2146-01	29	742 5115-20	75	767 5151-00	91
732 2120-01	13	735 2146-01	31	742 5115-20	77	767 5151-00	95
732 2120-01	15	735 2146-01	33	742 5115-20	79	877 5211-08	73
732 2120-01	17	735 2146-01	35	760 2885-21	99	877 5211-08	75
732 2120-01	19	735 2146-01	39	760 2885-21	101	877 5211-08	77
732 2120-01	21	735 2146-01	111	762 1116-10	59	877 5211-08	79
732 2120-01	43	735 3109-20	51	762 1182-10	67	877 5252-01	69
732 2120-01	45	735 3109-20	53	762 1182-10	69	877 5252-01	73
732 2120-01	47	735 3109-21	49	762 1191-10	67	877 5252-01	75
732 2120-01	63	735 3110-21	125	762 1191-10	71	877 5252-01	77
732 2120-01	65	735 3126-01	57	762 1191-10	105	877 5252-01	79
732 2120-01	85	735 3143-11	121	762 1191-10	107		
732 2120-01	87	735 3154-40	63	762 1209-10	67		
732 2318-01	9	735 3154-41	61	762 1209-10	71		
732 2320-01	9	735 3173-10	63	762 1209-10	105		
732 3116-14	57	735 3175-11	63	762 1209-10	107		
733 1802-51	23	735 3179-11	61	762 3211-01	91		
733 7820-06	23	736 2816-51	73	762 3211-01	95		
733 7821-41	11	736 2816-51	75	762 3211-01	99		
733 7821-41	15	736 2816-51	77	762 3211-01	101		
733 7821-41	19	736 2816-51	79	762 3211-01	103		
734 1136-01	93	736 2825-51	73	762 3231-01	91		
734 1136-01	95	736 2825-51	75	762 3231-01	95		
734 1136-01	99	736 2825-51	77	762 3231-01	99		
734 1136-01	101	736 2825-51	79	762 3231-01	101		
734 1136-01	103	736 2828-51	139	762 3231-01	103		
734 1136-01	105	736 2828-51	141	762 3251-01	95		
734 1136-01	107	736 2831-51	67	762 3251-01	101		
734 1136-49	49	736 2831-51	69	762 3251-01	103		
734 1136-49	51	736 2831-51	71	762 7105-80	67		
734 1136-49	53	736 2837-51	7	762 7105-80	69		

Numerical index/Numerical index

Art.No/Réf. article	Page/Page	Art.No/Réf. article	Page/Page	Art.No/Réf. article	Page/Page	Art.No/Réf. article	Page/Page



## **WASCOMAT**

461 Doughty Blvd., Inwood, L.I., N.Y. 11096-0338

Telephone: 516-371-4400

Parts and Service FAX: 516-371-4029

Sales and Administration FAX: 516-371-4204